

SPIP Performance Report 2024-2025

Client Name : JAIDEEP ARVIND PALSULE

Client Code : RA000058

Date : 23/12/2025



Sr No.	Month	Amount Invested	Sale Proceeds*	Profit/(Loss)**	%Return
1	Apr-2024	175493.00	184894.10	9401.10	5.36%
2	Sep-2024	230804.83	223154.26	-7650.57	-3.31%
3	Oct-2024	208564.01	201840.26	-6723.75	-3.22%
4	Mar-2025	56300.91	60226.58	3925.67	6.97%

* We have considered the market value for open stocks as on the previous day prior to the report for open stocks.

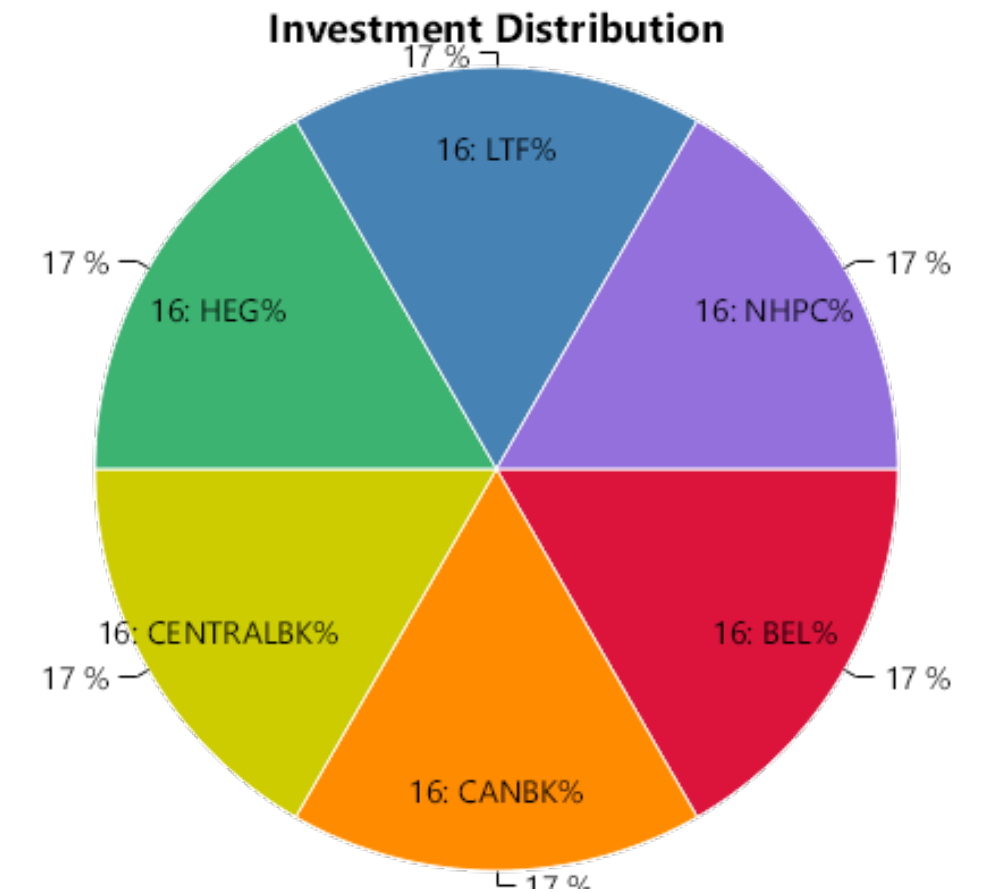
** Includes unrealized gains for open stocks, if any.

STOCK WISE PERFORMANCE SUMMARY

Sr No.	Stock Name	Status	Amount Invested*	Sale Proceeds*	Profit/(Loss)**	%Return
1	BEL	Profit	29104.41	30785.87	1681.46	5.78%
2	CANBK	Profit	29117.76	30718.68	1600.92	5.50%
3	CENTRALBK	Profit	29533.04	30899.47	1366.43	4.63%
4	HEG	Profit	28975.35	30686.63	1711.28	5.91%
5	LTF	Profit	29604.20	30974.40	1370.20	4.63%
6	NHPC	Profit	29158.24	30829.05	1670.81	5.73%
7	ORIENTHOT	Out of range	0.00	0.00	0.00	0%
Total			175493.00	184894.10	9401.10	5.36%

OVERALL PERFORMANCE SUMMARY

Amount Invested	Sale Proceeds	Profit/(Loss)	%Return
175493.00	184894.10	9401.10	5.36%



* We have considered the market value for open stocks as on the previous day prior to the report for open stocks.

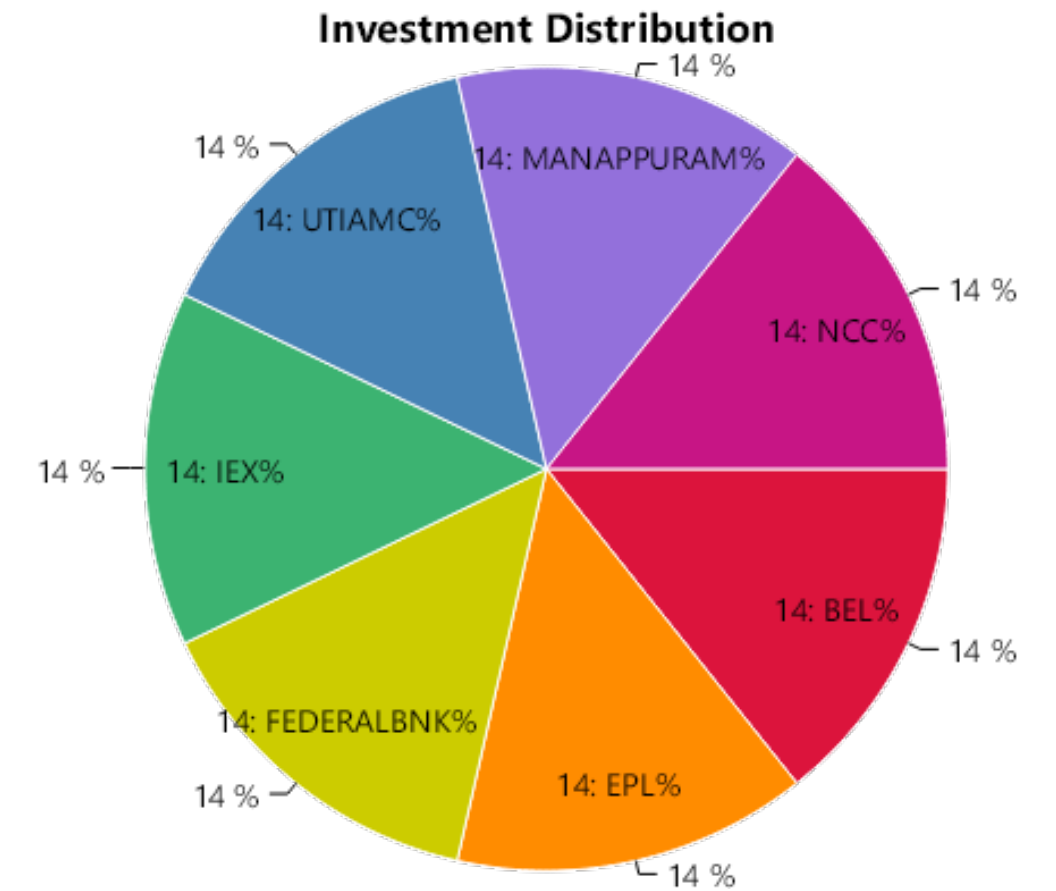
** Includes unrealized gains for open stocks, if any.

STOCK WISE PERFORMANCE SUMMARY

Sr No.	Stock Name	Status	Amount Invested*	Sale Proceeds*	Profit/(Loss)**	%Return
1	BEL	Profit	32765.79	34101.42	1335.63	4.08%
2	EPL	Profit	33168.85	34585.31	1416.46	4.27%
3	FEDERALBNK	Profit	32939.67	34205.28	1265.61	3.84%
4	IEX	Profit	33116.36	34400.90	1284.54	3.88%
5	UTIAMC	Profit	32690.11	34029.52	1339.41	4.10%
6	MANAPPURAM	Loss	33073.07	25991.28	-7081.79	-21.41%
7	NCC	Loss	33050.98	25840.55	-7210.43	-21.82%
Total			230804.83	223154.26	-7650.57	-3.31%

OVERALL PERFORMANCE SUMMARY

Amount Invested	Sale Proceeds	Profit/(Loss)	%Return
230804.83	223154.26	-7650.57	-3.31%



* We have considered the market value for open stocks as on the previous day prior to the report for open stocks.

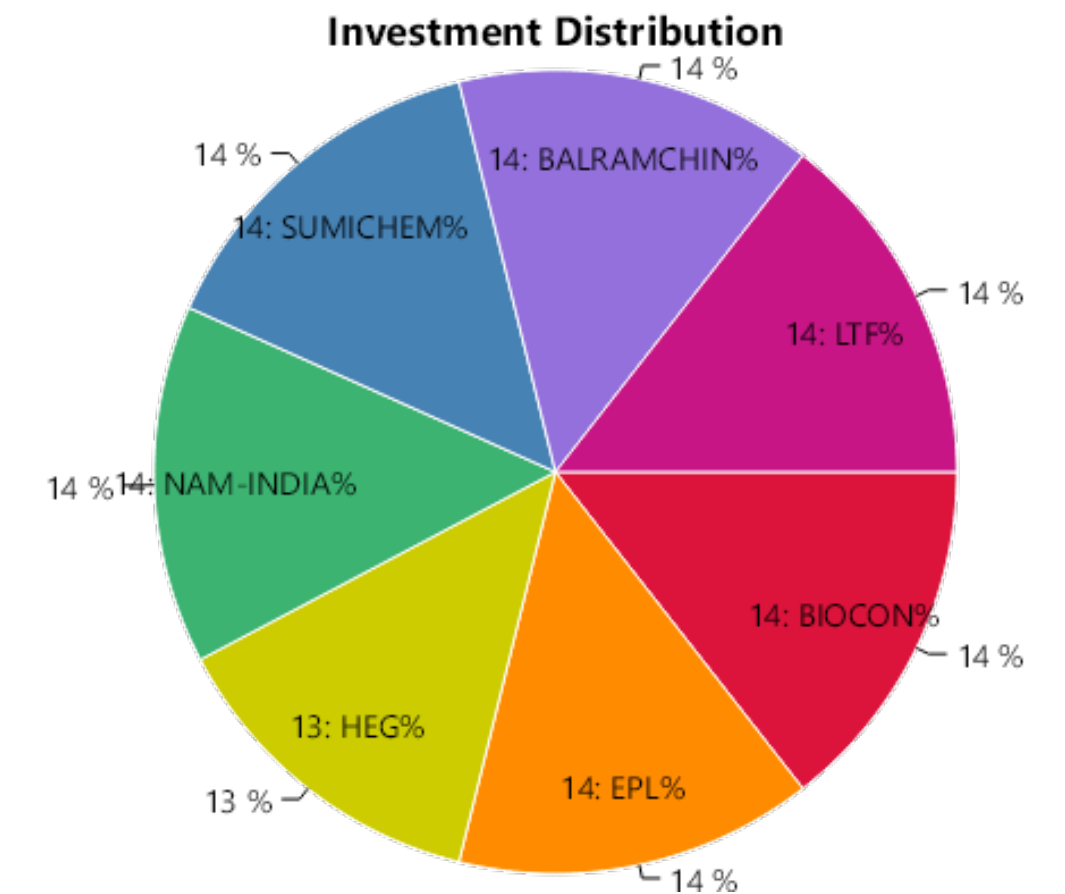
** Includes unrealized gains for open stocks, if any.

STOCK WISE PERFORMANCE SUMMARY

Sr No.	Stock Name	Status	Amount Invested*	Sale Proceeds*	Profit/(Loss)**	%Return
1	BIOCON	Profit	29907.39	31081.01	1173.62	3.92%
2	EPL	Profit	30055.20	31048.82	993.62	3.31%
3	HEG	Profit	29111.52	30316.80	1205.28	4.14%
4	NAM-INDIA	Profit	30105.00	31239.85	1134.85	3.77%
5	SUMICHEM	Profit	30060.18	31160.76	1100.58	3.66%
6	BALRAMCHIN	Loss	29498.04	23323.05	-6174.99	-20.93%
7	LTF	Loss	29826.68	23669.97	-6156.71	-20.64%
Total			208564.01	201840.26	-6723.75	-3.22%

OVERALL PERFORMANCE SUMMARY

Amount Invested	Sale Proceeds	Profit/(Loss)	%Return
208564.01	201840.26	-6723.75	-3.22%



* We have considered the market value for open stocks as on the previous day prior to the report for open stocks.

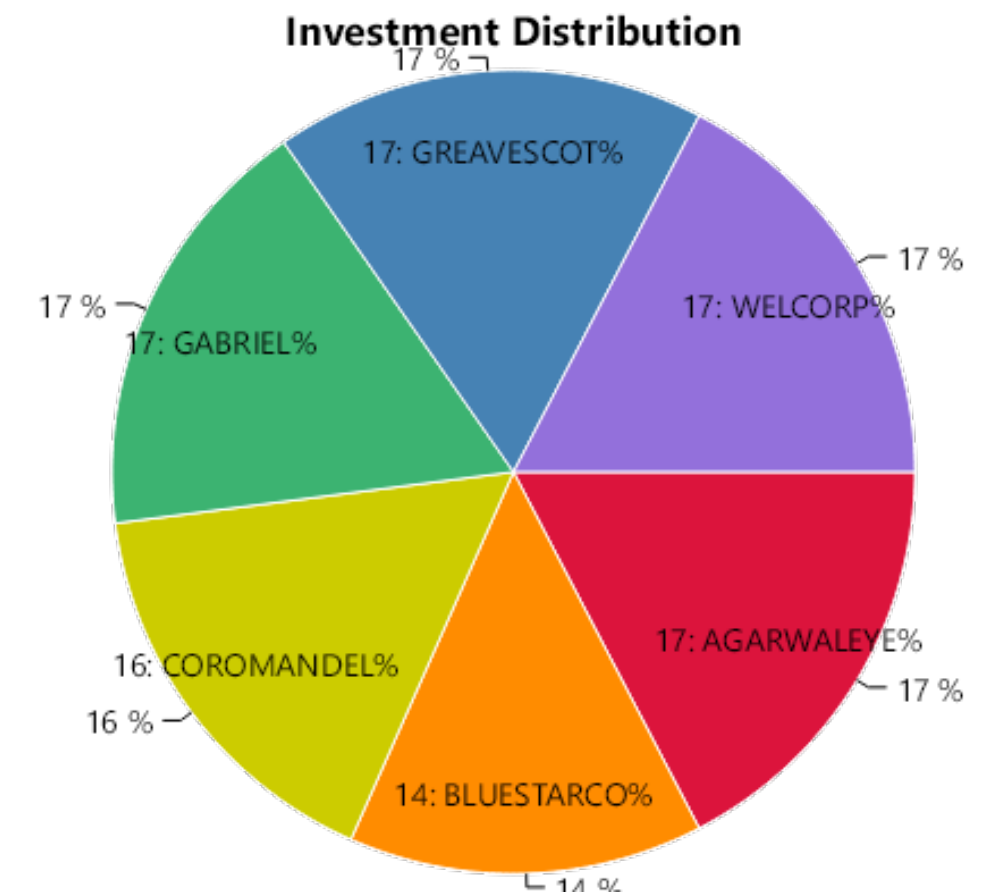
** Includes unrealized gains for open stocks, if any.

STOCK WISE PERFORMANCE SUMMARY

Sr No.	Stock Name	Status	Amount Invested*	Sale Proceeds*	Profit/(Loss)**	%Return
1	AGARWALEYE	Profit	9710.83	10364.72	653.89	6.73%
2	BLUESTARCO	Profit	8163.75	8661.92	498.17	6.10%
3	COROMANDEL	Profit	9070.60	9576.20	505.60	5.57%
4	GABRIEL	Profit	9738.07	10305.03	566.96	5.82%
5	GREAVESCOT	Profit	9826.98	10943.51	1116.53	11.36%
6	WELCORP	Profit	9790.68	10375.20	584.52	5.97%
7	MAZDOCK	Out of range	0.00	0.00	0.00	0%
Total			56300.91	60226.58	3925.67	6.97%

OVERALL PERFORMANCE SUMMARY

Amount Invested	Sale Proceeds	Profit/(Loss)	%Return
56300.91	60226.58	3925.67	6.97%



* We have considered the market value for open stocks as on the previous day prior to the report for open stocks.

** Includes unrealized gains for open stocks, if any.

Contact Details

 LKP Securities Ltd, SPIP Division

 91 22 66351336 / 91 22 66351337  spip@lkpsec.com

 Registered Office: 203, Embassy Centre, Nariman Point, Mumbai - 400021.

 Registered Office: 2nd Floor, Gala Impecca, Andheri Kurla Road, Near Hotel Courtyard Marriott, Chakala, Andheri (East), Mumbai-400059.

Compliance & Grievance Officer

 Mr. Ritesh Tiwari

 022-6635 1234

 ho_compliance@lkpsec.com

Disclaimer & Disclosure : LKP Securities Ltd. (CIN-U67120MH1994PLC080039, www.Lkpsec.com) and its affiliates are a full- fledged, brokerage and financing group. LKP Securities Ltd is a SEBI registered Research Analyst with registration number INH000001758. LKP is a corporate trading member of Bombay Stock Exchange Limited (BSE), National Stock Exchange of India Limited (NSE) and Metropolitan Stock Exchange of India Limited (MSEI). LKP along with its subsidiaries offers the most comprehensive avenues for investments and is engaged in the businesses including stock broking (Institutional and retail), merchant banking, commodity broking, depository participant rendered in connection with distribution of primary market issues and financial products like mutual funds etc.

LKP offers research services to clients. The analyst for this report certifies that all of the views expressed in this report accurately reflect his or her personal views about the subject company or companies and its or their securities, and no part of his or her compensation was, is or will be, directly or indirectly related to specific recommendations or views expressed in this report.

Further, the information in the document has been printed on the basis of publicly available information; internal data and other sources believed to be true and are for general guidance only but which may have not been verified independently. While every effort is made to ensure the accuracy and completeness of information contained, the company takes no responsibility and assumes no liability for any error/ omission or accuracy of the information. Recipients of this material should rely on their own judgments and conclusions from relevant sources before making any investment. The investments discussed or recommended in this report may not be suitable for all investors. Opinion expressed is the current opinion as of the date appearing on the material only. Value of the investments referred to in this material are subject to volatility. Past performance is not a guide for future performance. Investment in securities market are subject to market risks. Read all the related documents carefully before investing. Registration granted by SEBI and certification from NISM in no way guarantee performance of the intermediary or provide any assurance of returns to investors. These securities quoted are for illustration only and are not recommendatory.

Mr. S. Ranganathan (Advisor) - SEBI Registration No-INH2200252399,
Mr. Kunal Bothra (Research Analyst) - SEBI Registered No. INH000005263

THANK YOU