

SPIP Performance Report 2024-2025

Client Name : DATTATHREYA GOPALKRISHNA SHANB

Client Code : RA000079

Date : 23/12/2025



Sr No.	Month	Amount Invested	Sale Proceeds*	Profit/(Loss)**	%Return
1	Apr-2024	231654.98	244688.06	13033.08	5.63%
2	May-2024	343326.40	356803.60	13477.20	3.93%
3	Jun-2024	310965.69	308385.72	-2579.97	-0.83%
4	Jul-2024	353192.88	349857.68	-3335.20	-0.94%
5	Aug-2024	478086.99	442873.85	-35213.14	-7.37%
6	Sep-2024	203833.83	197572.11	-6261.72	-3.07%
7	Oct-2024	159565.22	157356.03	-2209.19	-1.38%
8	Nov-2024	362516.87	347889.89	-14626.98	-4.03%
9	Dec-2024	237769.00	228624.09	-9144.91	-3.85%
10	Jan-2025	166158.45	162005.89	-4152.56	-2.50%
11	Feb-2025	204450.20	203563.68	-886.52	-0.43%

* We have considered the market value for open stocks as on the previous day prior to the report for open stocks.

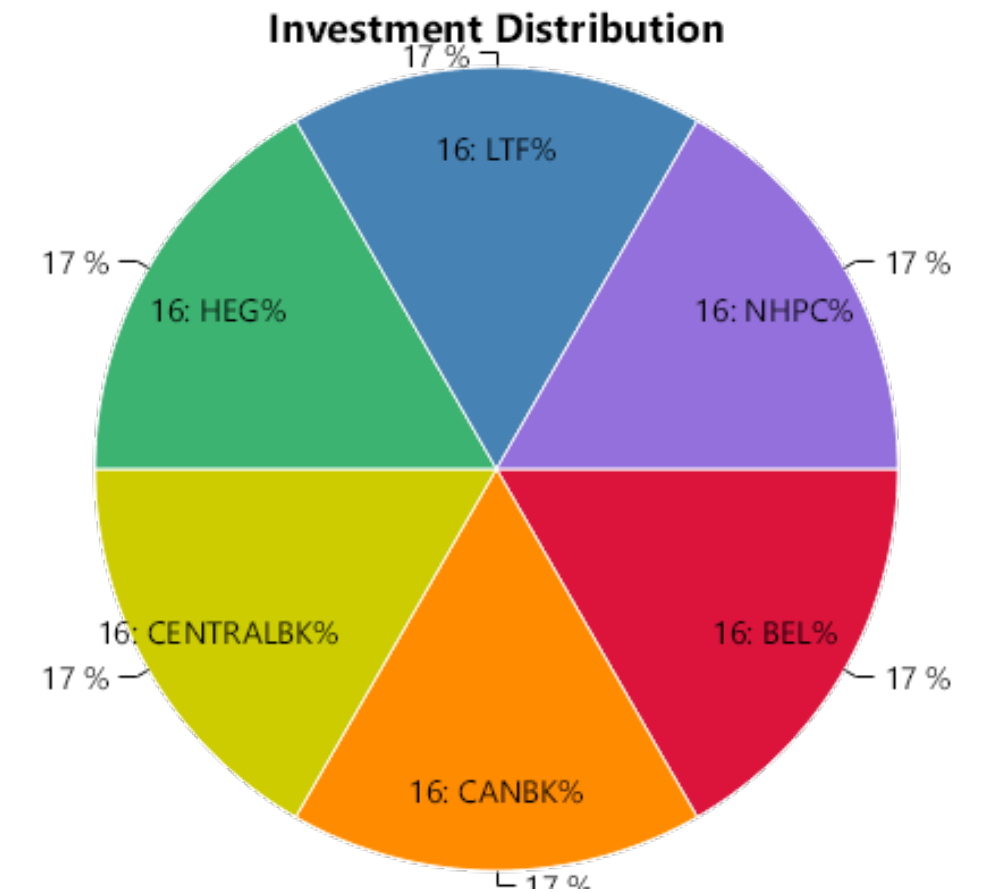
** Includes unrealized gains for open stocks, if any.

STOCK WISE PERFORMANCE SUMMARY

Sr No.	Stock Name	Status	Amount Invested*	Sale Proceeds*	Profit/(Loss)**	%Return
1	BEL	Profit	38831.41	41096.82	2265.41	5.83%
2	CANBK	Profit	38636.41	40797.87	2161.46	5.59%
3	CENTRALBK	Profit	39038.73	41070.48	2031.75	5.20%
4	HEG	Profit	37116.22	39500.86	2384.64	6.42%
5	LTF	Profit	39331.47	41230.18	1898.71	4.83%
6	NHPC	Profit	38700.74	40991.85	2291.11	5.92%
7	ORIENTHOT	Out of range	0.00	0.00	0.00	0%
Total			231654.98	244688.06	13033.08	5.63%

OVERALL PERFORMANCE SUMMARY

Amount Invested	Sale Proceeds	Profit/(Loss)	%Return
231654.98	244688.06	13033.08	5.63%



* We have considered the market value for open stocks as on the previous day prior to the report for open stocks.

** Includes unrealized gains for open stocks, if any.

STOCK WISE PERFORMANCE SUMMARY

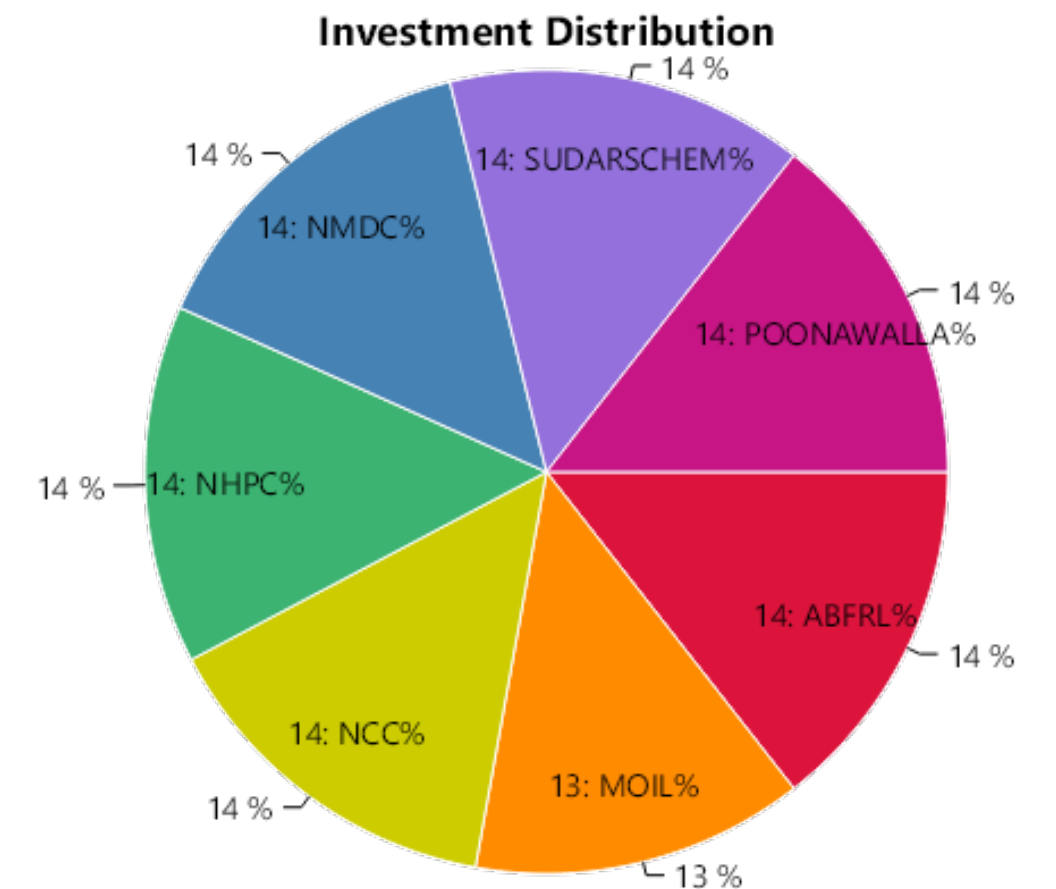
Sr No.	Stock Name	Status	Amount Invested*	Sale Proceeds*	Profit/(Loss)**	%Return
1	ABFRL	Profit	49156.99	52179.48	3022.49	6.15%
2	MOIL	Profit	47007.42	51981.70	4974.28	10.58%
3	NCC	Profit	49575.59	52301.63	2726.04	5.50%
4	NHPC	Profit	49650.58	52216.85	2566.27	5.17%
5	NMDC	Profit	48156.67	52078.32	3921.65	8.14%
6	SUDARSCHEM	Profit	50259.38	56755.89	6496.51	12.93%
7	POONAWALLA	Loss	49519.77	39289.73	-10230.04	-20.66%
Total			343326.40	356803.60	13477.20	3.93%

OVERALL PERFORMANCE SUMMARY

Amount Invested	Sale Proceeds	Profit/(Loss)	%Return
343326.40	356803.60	13477.20	3.93%

* We have considered the market value for open stocks as on the previous day prior to the report for open stocks.

** Includes unrealized gains for open stocks, if any.

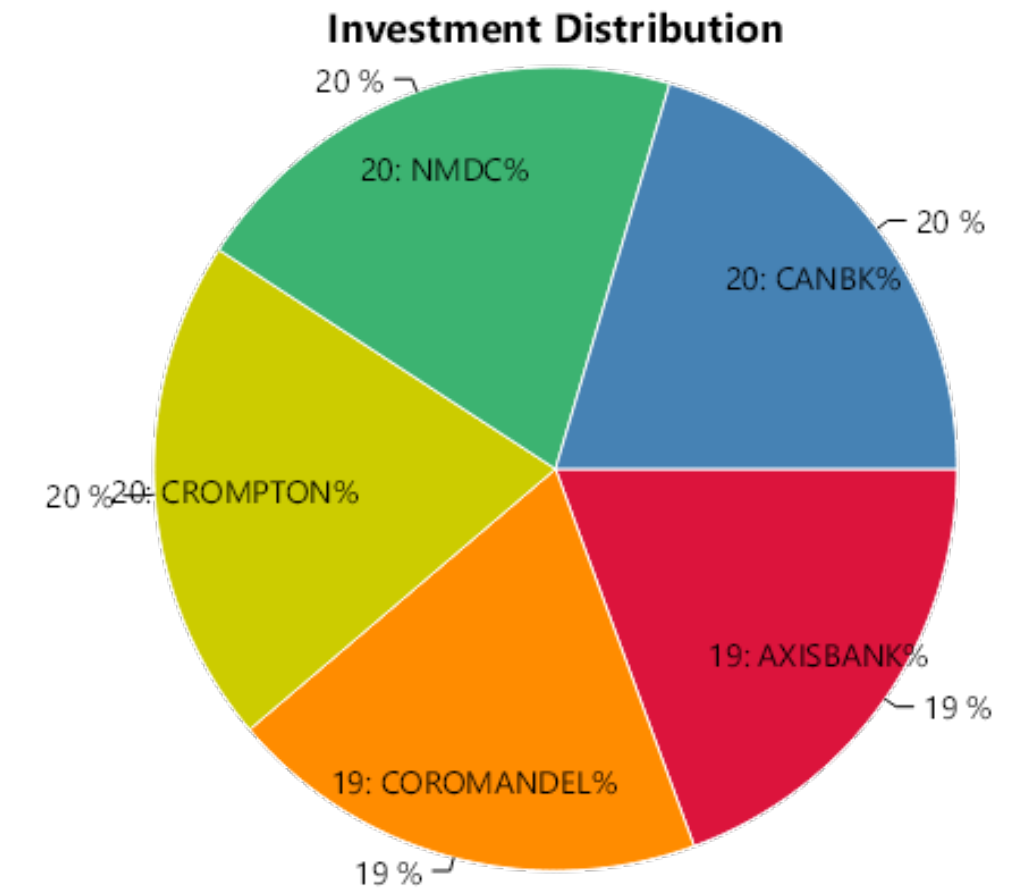


STOCK WISE PERFORMANCE SUMMARY

Sr No.	Stock Name	Status	Amount Invested*	Sale Proceeds*	Profit/(Loss)**	%Return
1	AXISBANK	Profit	61473.16	64519.62	3046.46	4.96%
2	COROMANDEL	Profit	62038.87	64767.02	2728.15	4.40%
3	CROMPTON	Profit	62436.57	65073.98	2637.41	4.22%
4	NMDC	Profit	62563.01	65218.71	2655.70	4.24%
5	CMSINFO	Out of range	0.00	0.00	0.00	0%
6	CANBK	Loss	62454.08	48806.39	-13647.69	-21.85%
Total			310965.69	308385.72	-2579.97	-0.83%

OVERALL PERFORMANCE SUMMARY

Amount Invested	Sale Proceeds	Profit/(Loss)	%Return
310965.69	308385.72	-2579.97	-0.83%



* We have considered the market value for open stocks as on the previous day prior to the report for open stocks.

** Includes unrealized gains for open stocks, if any.

STOCK WISE PERFORMANCE SUMMARY

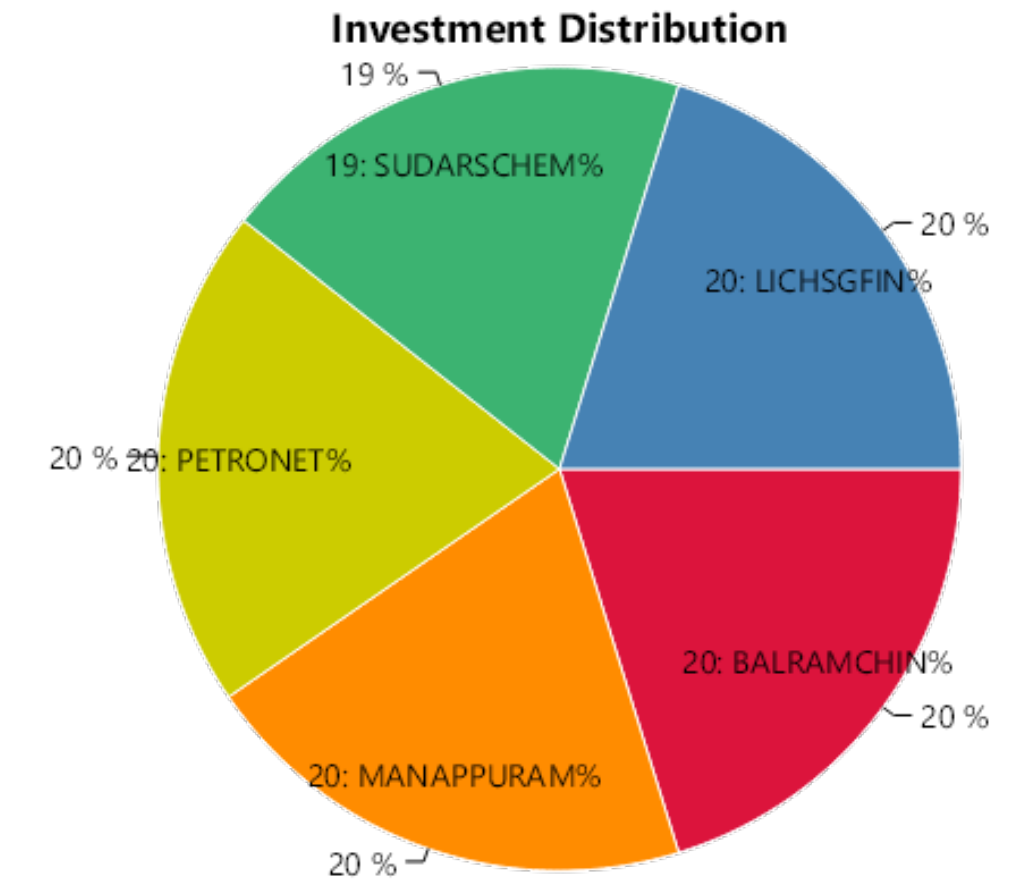
Sr No.	Stock Name	Status	Amount Invested*	Sale Proceeds*	Profit/(Loss)**	%Return
1	BALRAMCHIN	Profit	70715.56	73297.08	2581.52	3.65%
2	MANAPPURAM	Profit	70805.86	73601.38	2795.52	3.95%
3	PETRONET	Profit	70842.99	73820.70	2977.71	4.20%
4	SUDARSCHEM	Profit	70095.07	73316.66	3221.59	4.60%
5	CMSINFO	Out of range	0.00	0.00	0.00	0%
6	LICHSGFIN	Loss	70733.40	55821.86	-14911.54	-21.08%
Total			353192.88	349857.68	-3335.20	-0.94%

OVERALL PERFORMANCE SUMMARY

Amount Invested	Sale Proceeds	Profit/(Loss)	%Return
353192.88	349857.68	-3335.20	-0.94%

* We have considered the market value for open stocks as on the previous day prior to the report for open stocks.

** Includes unrealized gains for open stocks, if any.

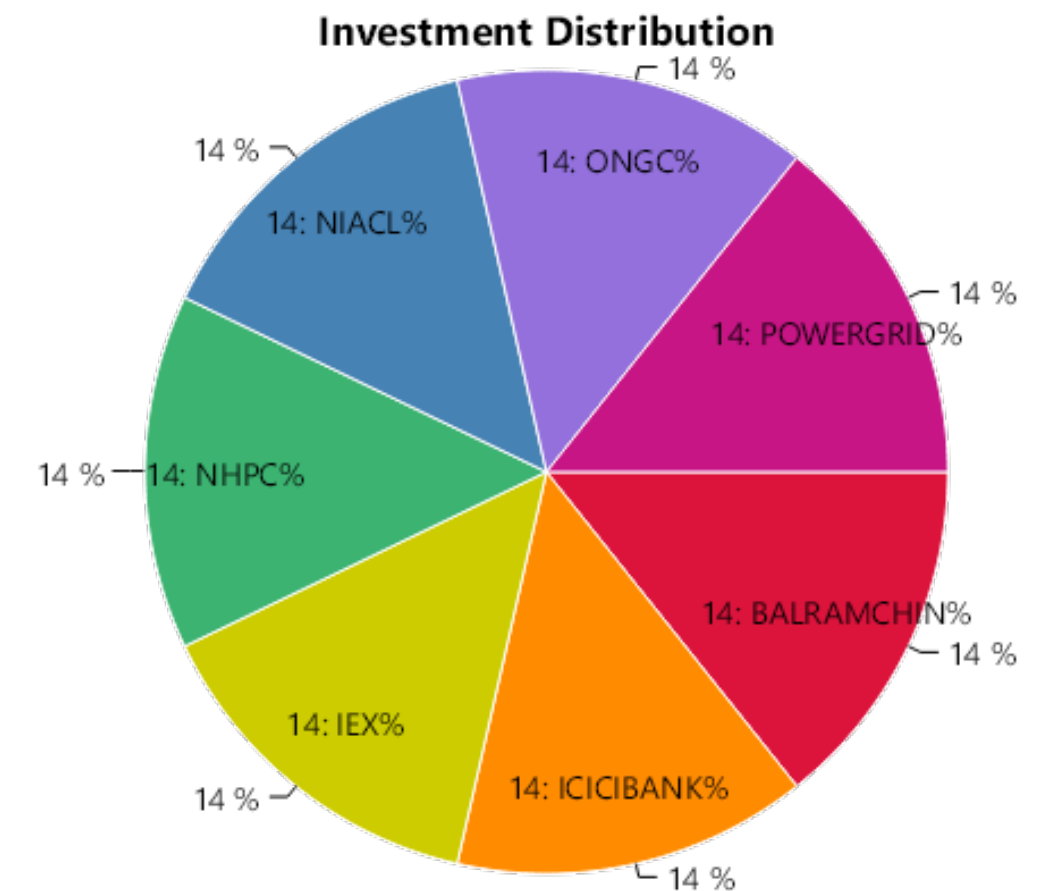


STOCK WISE PERFORMANCE SUMMARY

Sr No.	Stock Name	Status	Amount Invested*	Sale Proceeds*	Profit/(Loss)**	%Return
1	BALRAMCHIN	Profit	68208.11	73333.72	5125.61	7.51%
2	ICICIBANK	Profit	68589.86	73396.68	4806.82	7.01%
3	IEX	Profit	68261.28	73855.81	5594.53	8.20%
4	NHPC	Loss	68300.22	55900.75	-12399.47	-18.15%
5	NIACL	Loss	68136.26	54542.23	-13594.03	-19.95%
6	ONGC	Loss	68294.40	56296.98	-11997.42	-17.57%
7	POWERGRID	Loss	68296.86	55547.68	-12749.18	-18.67%
Total			478086.99	442873.85	-35213.14	-7.37%

OVERALL PERFORMANCE SUMMARY

Amount Invested	Sale Proceeds	Profit/(Loss)	%Return
478086.99	442873.85	-35213.14	-7.37%



* We have considered the market value for open stocks as on the previous day prior to the report for open stocks.

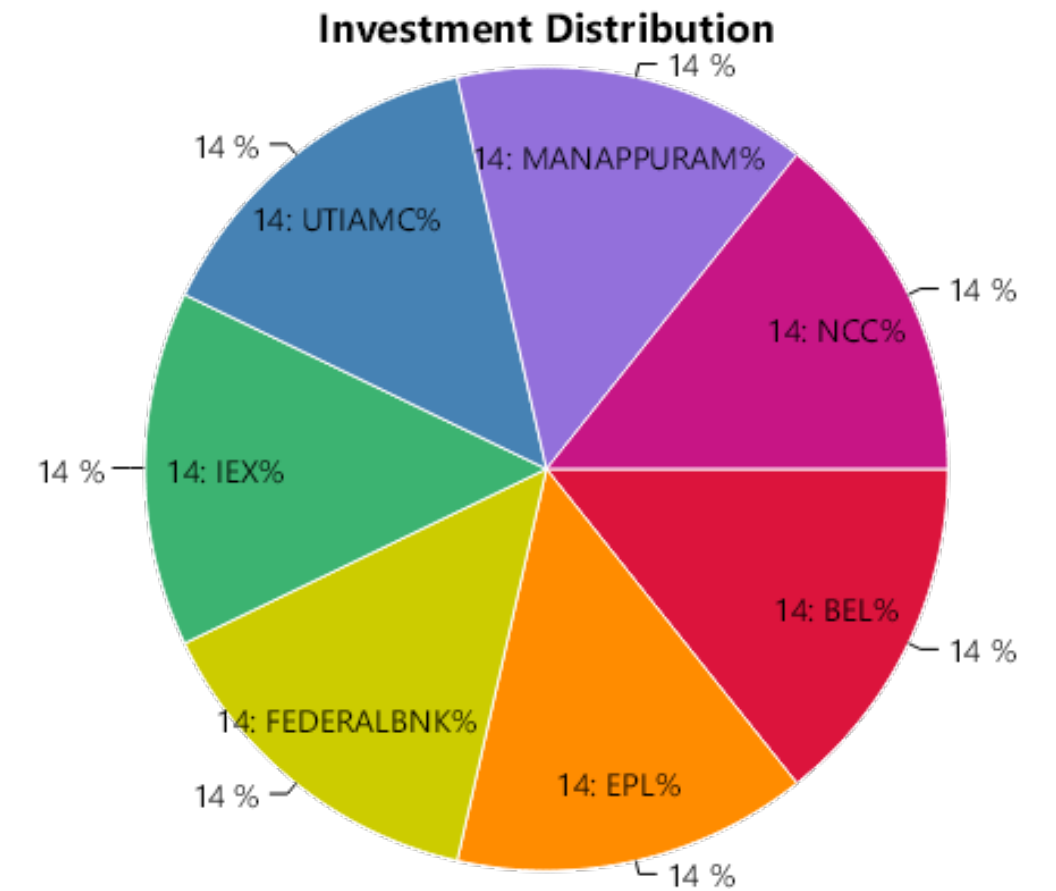
** Includes unrealized gains for open stocks, if any.

STOCK WISE PERFORMANCE SUMMARY

Sr No.	Stock Name	Status	Amount Invested*	Sale Proceeds*	Profit/(Loss)**	%Return
1	BEL	Profit	29089.24	30348.11	1258.87	4.33%
2	EPL	Profit	29081.99	30391.05	1309.06	4.50%
3	FEDERALBNK	Profit	29136.08	30326.75	1190.67	4.09%
4	IEX	Profit	29148.43	30353.23	1204.80	4.13%
5	UTIAMC	Profit	29152.66	30414.00	1261.34	4.33%
6	MANAPPURAM	Loss	29097.21	22911.98	-6185.23	-21.26%
7	NCC	Loss	29128.22	22826.99	-6301.23	-21.63%
Total			203833.83	197572.11	-6261.72	-3.07%

OVERALL PERFORMANCE SUMMARY

Amount Invested	Sale Proceeds	Profit/(Loss)	%Return
203833.83	197572.11	-6261.72	-3.07%



* We have considered the market value for open stocks as on the previous day prior to the report for open stocks.

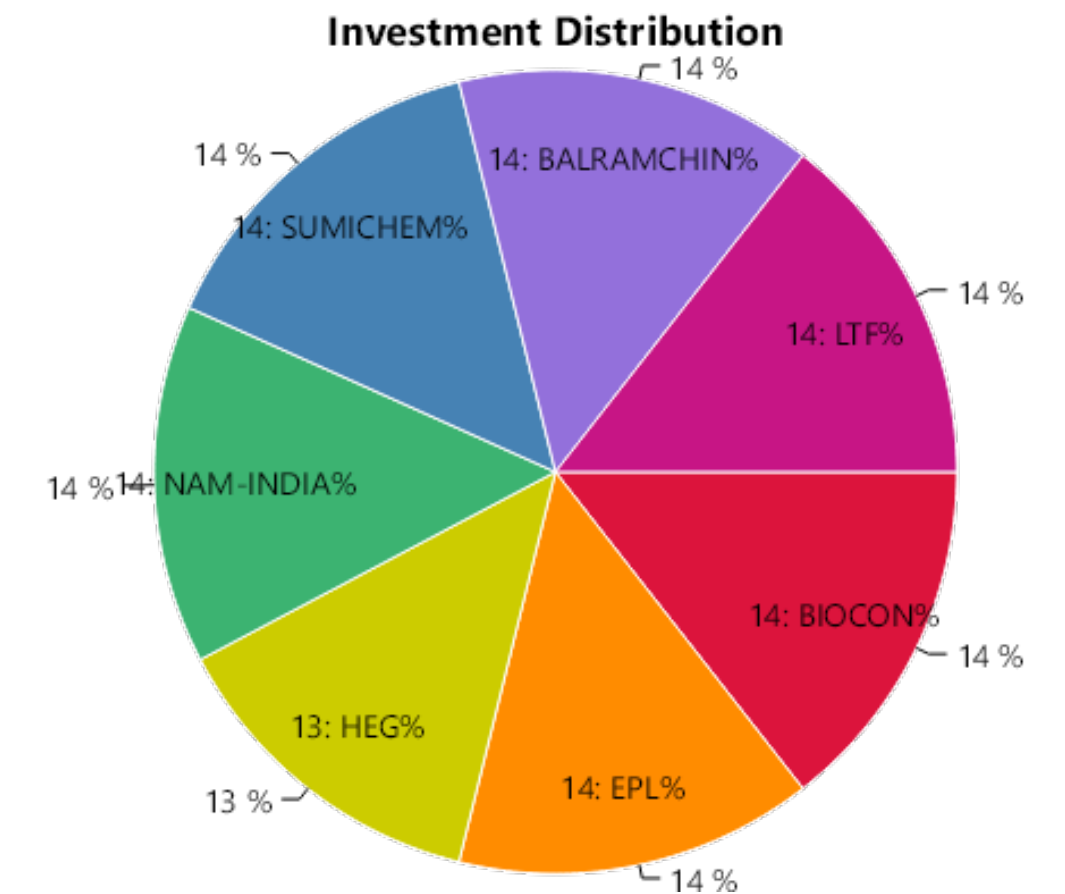
** Includes unrealized gains for open stocks, if any.

STOCK WISE PERFORMANCE SUMMARY

Sr No.	Stock Name	Status	Amount Invested*	Sale Proceeds*	Profit/(Loss)**	%Return
1	BIOCON	Profit	23088.65	24365.25	1276.60	5.53%
2	EPL	Profit	22850.96	24423.94	1572.98	6.88%
3	HEG	Profit	21317.67	22760.37	1442.70	6.77%
4	NAM-INDIA	Profit	23086.70	24326.70	1240.00	5.37%
5	SUMICHEM	Profit	23114.85	24265.01	1150.16	4.98%
6	BALRAMCHIN	Loss	23149.55	18573.61	-4575.94	-19.77%
7	LTF	Loss	22956.84	18641.15	-4315.69	-18.80%
Total			159565.22	157356.03	-2209.19	-1.38%

OVERALL PERFORMANCE SUMMARY

Amount Invested	Sale Proceeds	Profit/(Loss)	%Return
159565.22	157356.03	-2209.19	-1.38%



* We have considered the market value for open stocks as on the previous day prior to the report for open stocks.

** Includes unrealized gains for open stocks, if any.

STOCK WISE PERFORMANCE SUMMARY

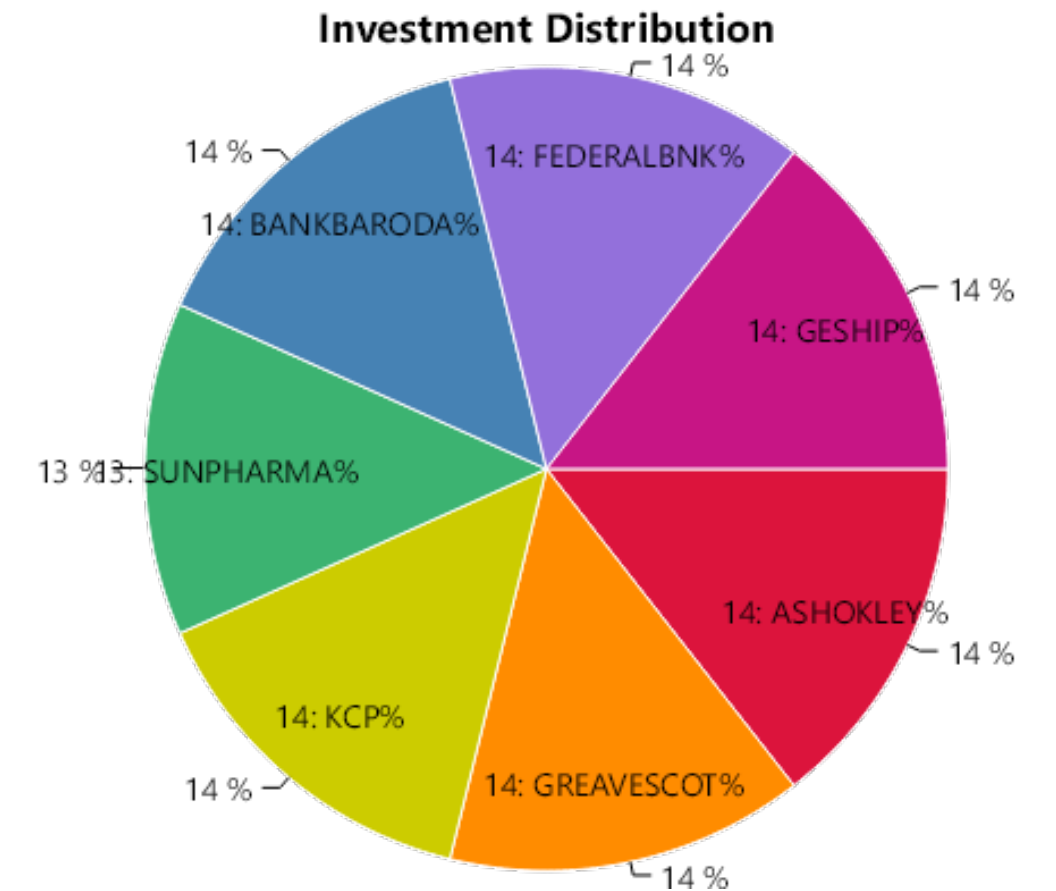
Sr No.	Stock Name	Status	Amount Invested*	Sale Proceeds*	Profit/(Loss)**	%Return
1	ASHOKLEY	Profit	52296.85	54685.24	2388.39	4.57%
2	GREAVESCOT	Profit	51890.12	54558.83	2668.71	5.14%
3	KCP	Profit	51830.34	54867.94	3037.60	5.86%
4	SUNPHARMA	Profit	50697.08	51328.48	631.40	1.25%
5	BANKBARODA	Loss	51868.53	41734.77	-10133.76	-19.54%
6	FEDERALBNK	Loss	52015.32	49467.60	-2547.72	-4.90%
7	GESHIP	Loss	51918.63	41247.03	-10671.60	-20.55%
Total			362516.87	347889.89	-14626.98	-4.03%

OVERALL PERFORMANCE SUMMARY

Amount Invested	Sale Proceeds	Profit/(Loss)	%Return
362516.87	347889.89	-14626.98	-4.03%

* We have considered the market value for open stocks as on the previous day prior to the report for open stocks.

** Includes unrealized gains for open stocks, if any.

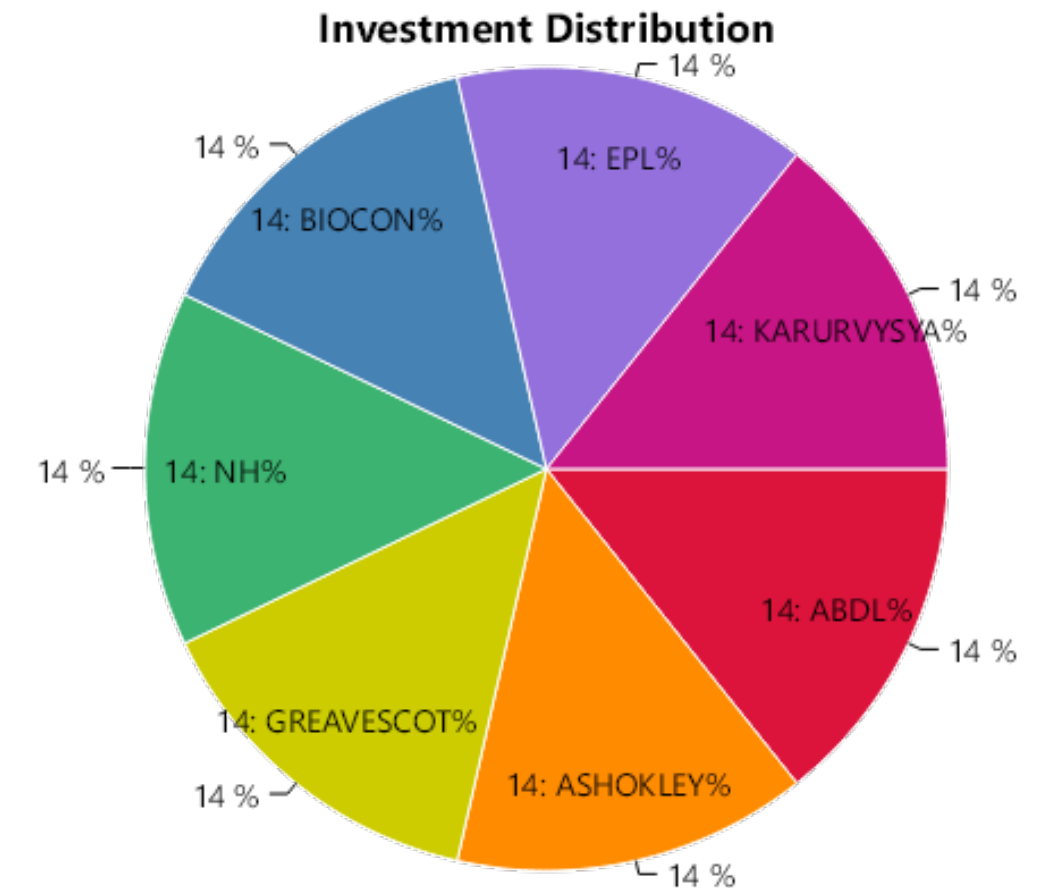


STOCK WISE PERFORMANCE SUMMARY

Sr No.	Stock Name	Status	Amount Invested*	Sale Proceeds*	Profit/(Loss)**	%Return
1	ABDL	Profit	33828.34	35663.81	1835.47	5.43%
2	ASHOKLEY	Profit	33891.63	34143.66	252.03	0.74%
3	GREAVESCOT	Profit	34120.02	42100.84	7980.82	23.39%
4	NH	Profit	33667.25	35542.00	1874.75	5.57%
5	BIOCON	Loss	33970.45	27315.00	-6655.45	-19.59%
6	EPL	Loss	34168.20	26946.99	-7221.21	-21.13%
7	KARURVYSYA	Loss	34123.11	26911.79	-7211.32	-21.13%
Total			237769.00	228624.09	-9144.91	-3.85%

OVERALL PERFORMANCE SUMMARY

Amount Invested	Sale Proceeds	Profit/(Loss)	%Return
237769.00	228624.09	-9144.91	-3.85%



* We have considered the market value for open stocks as on the previous day prior to the report for open stocks.

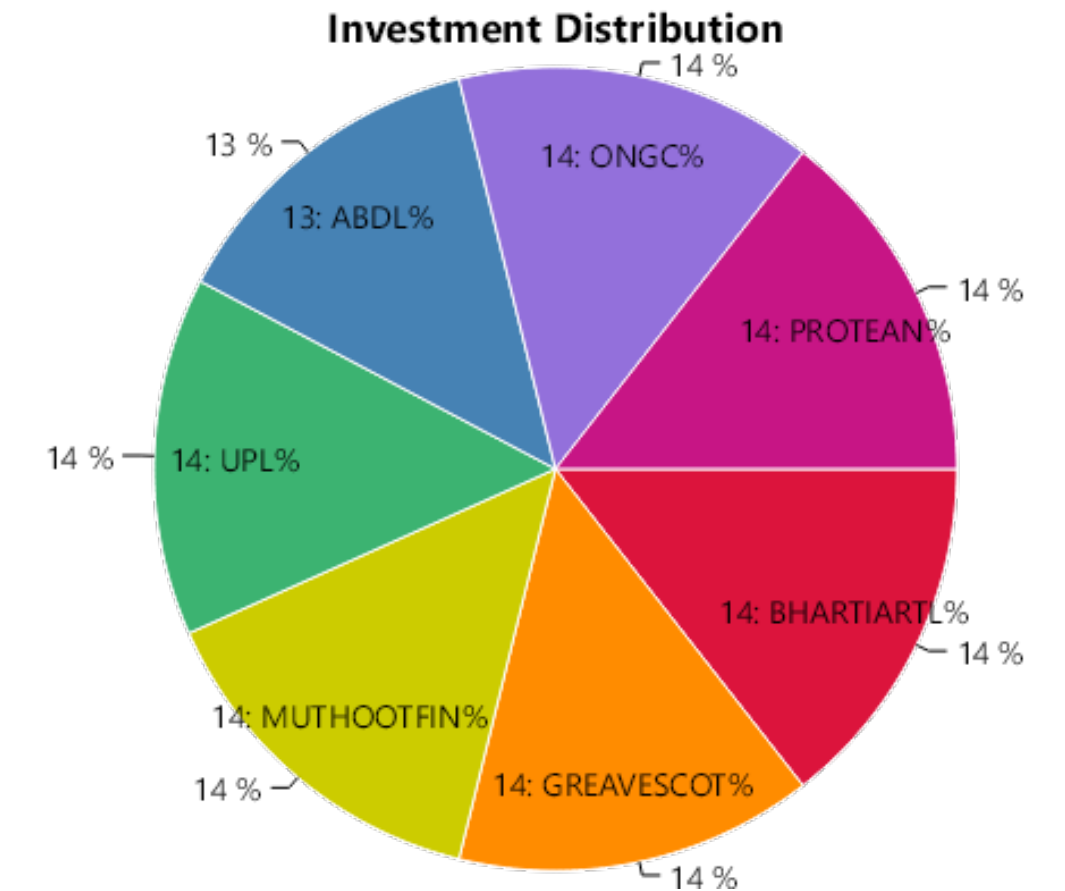
** Includes unrealized gains for open stocks, if any.

STOCK WISE PERFORMANCE SUMMARY

Sr No.	Stock Name	Status	Amount Invested*	Sale Proceeds*	Profit/(Loss)**	%Return
1	BHARTIARTL	Profit	24099.15	25564.35	1465.20	6.08%
2	GREAVESCOT	Profit	24069.33	25484.66	1415.33	5.88%
3	MUTHOOTFIN	Profit	23398.43	24475.61	1077.18	4.60%
4	UPL	Profit	23656.16	24761.52	1105.36	4.67%
5	ABDL	Loss	23178.53	19525.97	-3652.56	-15.76%
6	ONGC	Loss	24033.99	22658.19	-1375.80	-5.72%
7	PROTEAN	Loss	23722.86	19535.59	-4187.27	-17.65%
Total			166158.45	162005.89	-4152.56	-2.50%

OVERALL PERFORMANCE SUMMARY

Amount Invested	Sale Proceeds	Profit/(Loss)	%Return
166158.45	162005.89	-4152.56	-2.50%



* We have considered the market value for open stocks as on the previous day prior to the report for open stocks.

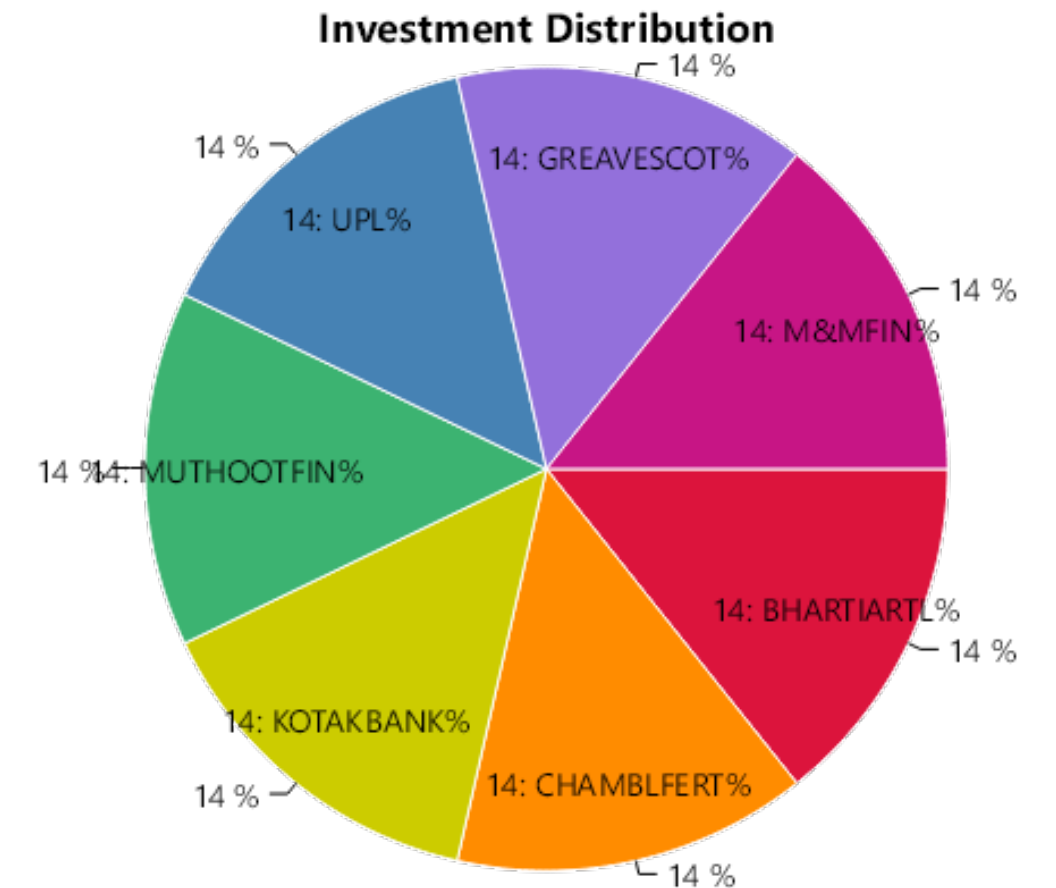
** Includes unrealized gains for open stocks, if any.

STOCK WISE PERFORMANCE SUMMARY

Sr No.	Stock Name	Status	Amount Invested*	Sale Proceeds*	Profit/(Loss)**	%Return
1	BHARTIARTL	Profit	28758.73	30835.96	2077.23	7.22%
2	CHAMBLFERT	Profit	29232.15	31175.13	1942.98	6.65%
3	KOTAKBANK	Profit	29054.10	30644.25	1590.15	5.47%
4	MUTHOOTFIN	Profit	29214.25	30898.66	1684.41	5.77%
5	UPL	Profit	29377.44	31239.52	1862.08	6.34%
6	GREAVESCOT	Loss	29405.58	23416.14	-5989.44	-20.37%
7	M&MFIN	Loss	29407.95	25354.02	-4053.93	-13.79%
Total			204450.20	203563.68	-886.52	-0.43%

OVERALL PERFORMANCE SUMMARY

Amount Invested	Sale Proceeds	Profit/(Loss)	%Return
204450.20	203563.68	-886.52	-0.43%



* We have considered the market value for open stocks as on the previous day prior to the report for open stocks.

** Includes unrealized gains for open stocks, if any.

Contact Details

 LKP Securities Ltd, SPIP Division

 91 22 66351336 / 91 22 66351337  spip@lkpsec.com

 Registered Office: 203, Embassy Centre, Nariman Point, Mumbai - 400021.

 Registered Office: 2nd Floor, Gala Impecca, Andheri Kurla Road, Near Hotel Courtyard Marriott, Chakala, Andheri (East), Mumbai-400059.

Compliance & Grievance Officer

 Mr. Ritesh Tiwari

 022-6635 1234

 ho_compliance@lkpsec.com

Disclaimer & Disclosure : LKP Securities Ltd. (CIN-U67120MH1994PLC080039, www.Lkpsec.com) and its affiliates are a full- fledged, brokerage and financing group. LKP Securities Ltd is a SEBI registered Research Analyst with registration number INH000001758. LKP is a corporate trading member of Bombay Stock Exchange Limited (BSE), National Stock Exchange of India Limited (NSE) and Metropolitan Stock Exchange of India Limited (MSEI). LKP along with its subsidiaries offers the most comprehensive avenues for investments and is engaged in the businesses including stock broking (Institutional and retail), merchant banking, commodity broking, depository participant rendered in connection with distribution of primary market issues and financial products like mutual funds etc.

LKP offers research services to clients. The analyst for this report certifies that all of the views expressed in this report accurately reflect his or her personal views about the subject company or companies and its or their securities, and no part of his or her compensation was, is or will be, directly or indirectly related to specific recommendations or views expressed in this report.

Further, the information in the document has been printed on the basis of publicly available information; internal data and other sources believed to be true and are for general guidance only but which may have not been verified independently. While every effort is made to ensure the accuracy and completeness of information contained, the company takes no responsibility and assumes no liability for any error/ omission or accuracy of the information. Recipients of this material should rely on their own judgments and conclusions from relevant sources before making any investment. The investments discussed or recommended in this report may not be suitable for all investors. Opinion expressed is the current opinion as of the date appearing on the material only. Value of the investments referred to in this material are subject to volatility. Past performance is not a guide for future performance. Investment in securities market are subject to market risks. Read all the related documents carefully before investing. Registration granted by SEBI and certification from NISM in no way guarantee performance of the intermediary or provide any assurance of returns to investors. These securities quoted are for illustration only and are not recommendatory.

Mr. S. Ranganathan (Advisor) - SEBI Registration No-INH2200252399,
Mr. Kunal Bothra (Research Analyst) - SEBI Registered No. INH000005263



THANK YOU