

SPIP Performance Report 2024-2025

Client Name : KAVITA PARIKSHIT BANJAN

Client Code : RA000170

Date : 23/12/2025



Sr No.	Month	Amount Invested	Sale Proceeds*	Profit/(Loss)**	%Return
1	Jul-2024	83935.01	82961.16	-973.85	-1.16%
2	Aug-2024	210175.32	188598.52	-21576.80	-10.27%
3	Sep-2024	94206.81	102483.07	8276.26	8.79%
4	Oct-2024	208977.68	212723.50	3745.82	1.79%
5	Nov-2024	246575.06	236123.72	-10451.34	-4.24%
6	Dec-2024	147322.73	141236.84	-6085.89	-4.13%

* We have considered the market value for open stocks as on the previous day prior to the report for open stocks.

** Includes unrealized gains for open stocks, if any.

STOCK WISE PERFORMANCE SUMMARY

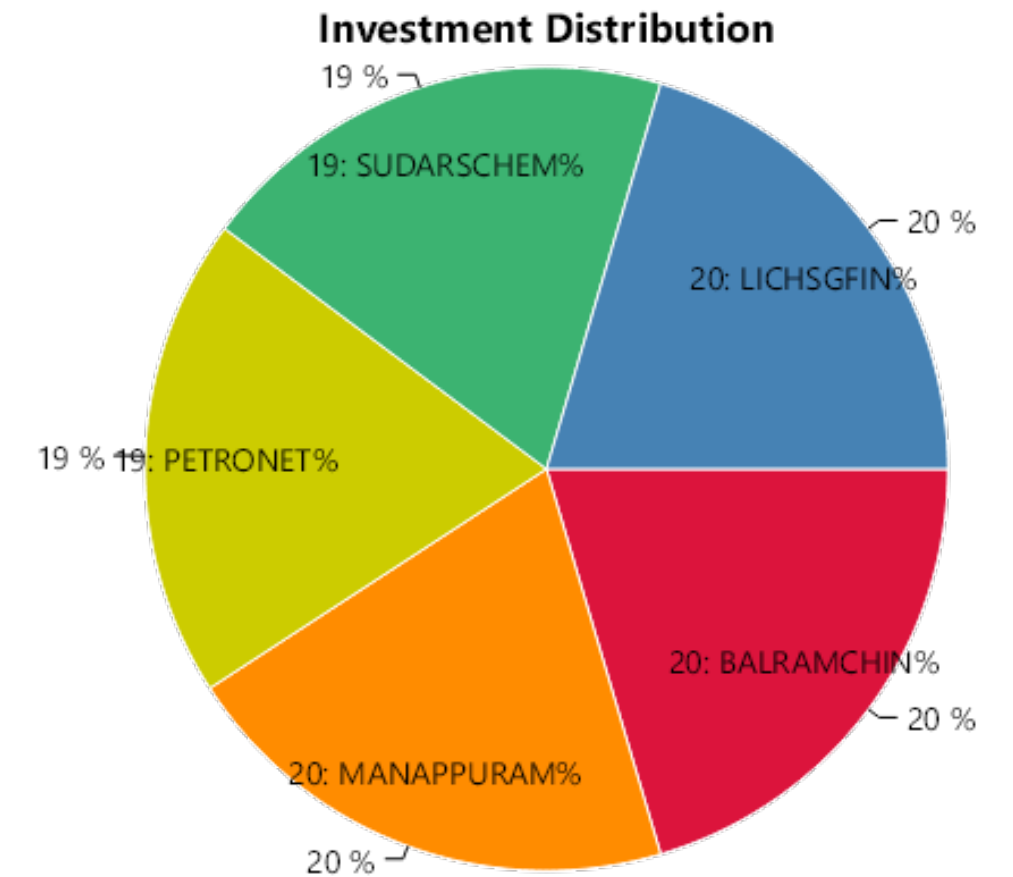
Sr No.	Stock Name	Status	Amount Invested*	Sale Proceeds*	Profit/(Loss)**	%Return
1	BALRAMCHIN	Profit	17043.61	17624.99	581.38	3.41%
2	MANAPPURAM	Profit	16877.90	17502.98	625.08	3.70%
3	PETRONET	Profit	16727.26	17390.34	663.08	3.96%
4	SUDARSCHEM	Profit	16387.32	17137.32	750.00	4.58%
5	CMSINFO	Out of range	0.00	0.00	0.00	0%
6	LICHSGFIN	Loss	16898.92	13305.53	-3593.39	-21.26%
Total			83935.01	82961.16	-973.85	-1.16%

OVERALL PERFORMANCE SUMMARY

Amount Invested	Sale Proceeds	Profit/(Loss)	%Return
83935.01	82961.16	-973.85	-1.16%

* We have considered the market value for open stocks as on the previous day prior to the report for open stocks.

** Includes unrealized gains for open stocks, if any.



STOCK WISE PERFORMANCE SUMMARY

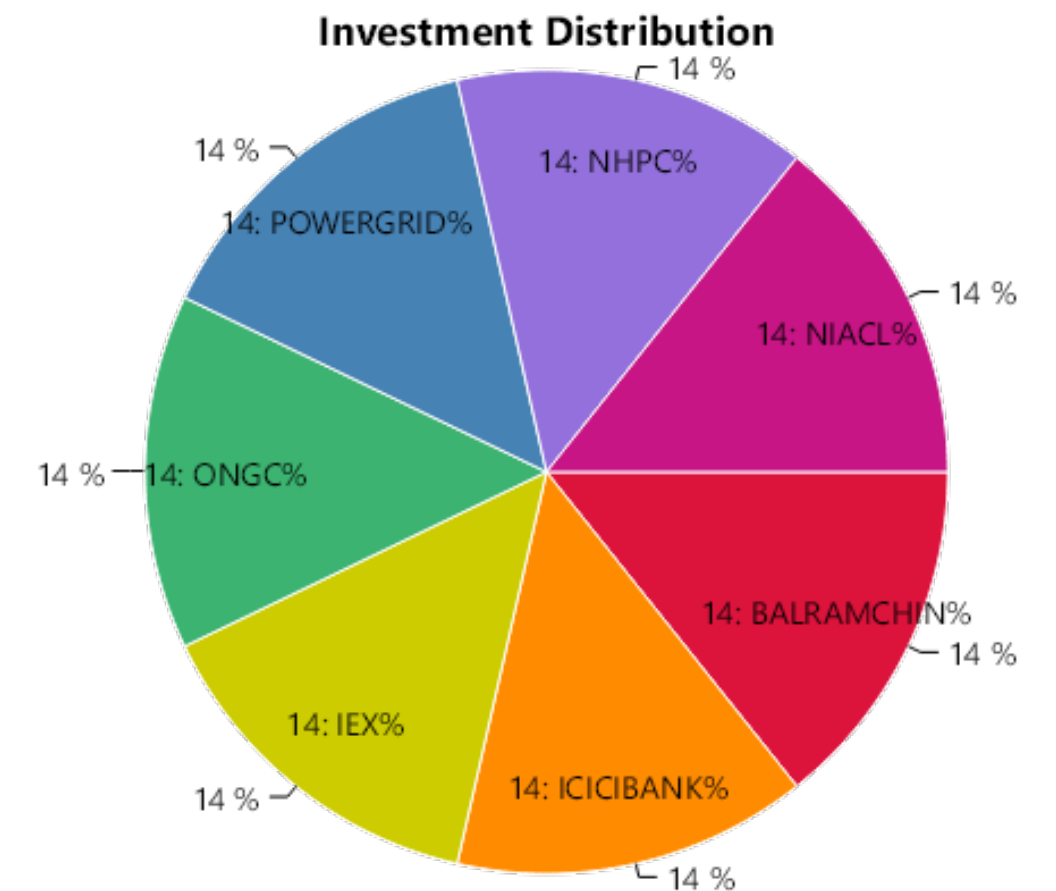
Sr No.	Stock Name	Status	Amount Invested*	Sale Proceeds*	Profit/(Loss)**	%Return
1	BALRAMCHIN	Profit	30357.46	32042.23	1684.77	5.55%
2	ICICIBANK	Profit	29613.07	31605.00	1991.93	6.73%
3	IEX	Profit	30760.54	32349.83	1589.29	5.17%
4	ONGC	Open	29881.95	21778.74	-8103.21	-27.12%
5	POWERGRID	Open	29847.98	22525.00	-7322.98	-24.53%
6	NHPC	Loss	30036.17	24159.78	-5876.39	-19.56%
7	NIACL	Loss	29678.15	24137.94	-5540.21	-18.67%
Total			210175.32	188598.52	-21576.80	-10.27%

OVERALL PERFORMANCE SUMMARY

Amount Invested	Sale Proceeds	Profit/(Loss)	%Return
210175.32	188598.52	-21576.80	-10.27%

* We have considered the market value for open stocks as on the previous day prior to the report for open stocks.

** Includes unrealized gains for open stocks, if any.



STOCK WISE PERFORMANCE SUMMARY

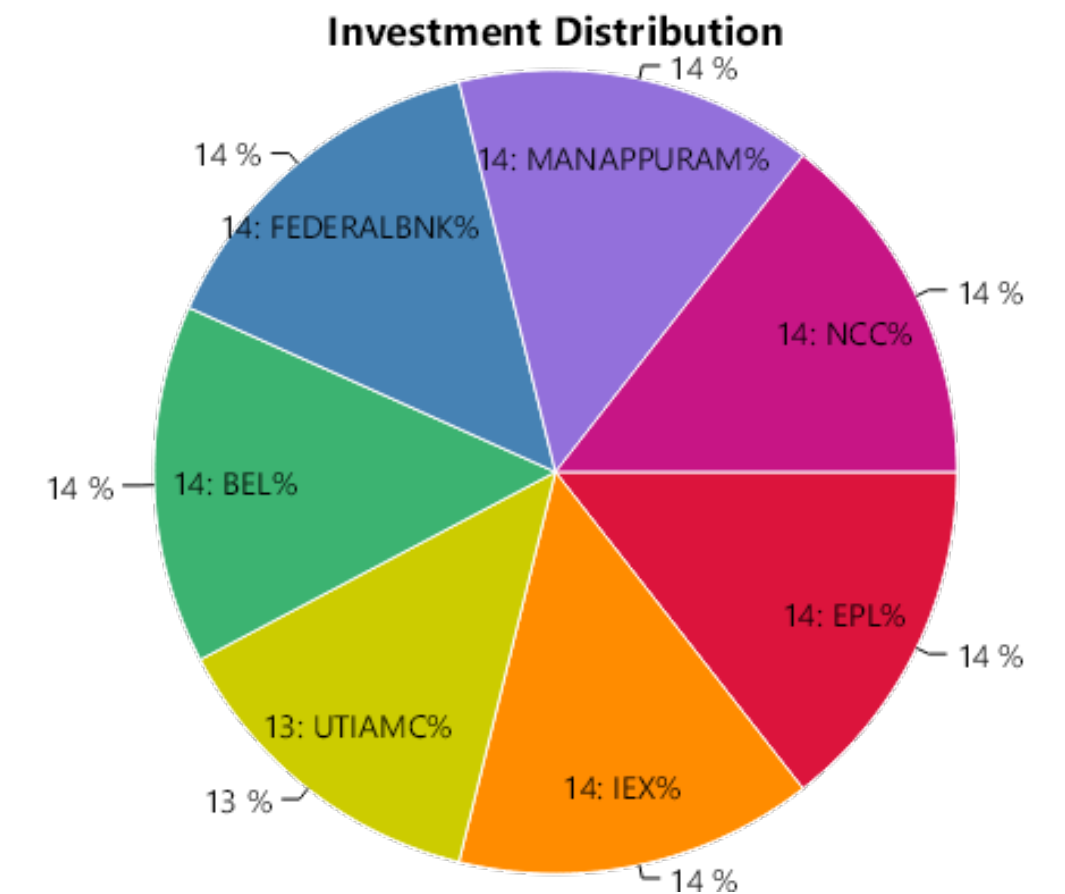
Sr No.	Stock Name	Status	Amount Invested*	Sale Proceeds*	Profit/(Loss)**	%Return
1	EPL	Profit	13672.61	14256.54	583.93	4.27%
2	IEX	Profit	13660.46	14190.81	530.35	3.88%
3	UTIAMC	Profit	12842.50	13368.74	526.24	4.10%
4	BEL	Open	13349.11	17553.80	4204.69	31.50%
5	FEDERALBNK	Open	13493.32	18302.20	4808.88	35.64%
6	MANAPPURAM	Open	13579.63	18234.20	4654.57	34.28%
7	NCC	Open	13609.18	6576.78	-7032.40	-51.67%
Total			94206.81	102483.07	8276.26	8.79%

OVERALL PERFORMANCE SUMMARY

Amount Invested	Sale Proceeds	Profit/(Loss)	%Return
94206.81	102483.07	8276.26	8.79%

* We have considered the market value for open stocks as on the previous day prior to the report for open stocks.

** Includes unrealized gains for open stocks, if any.

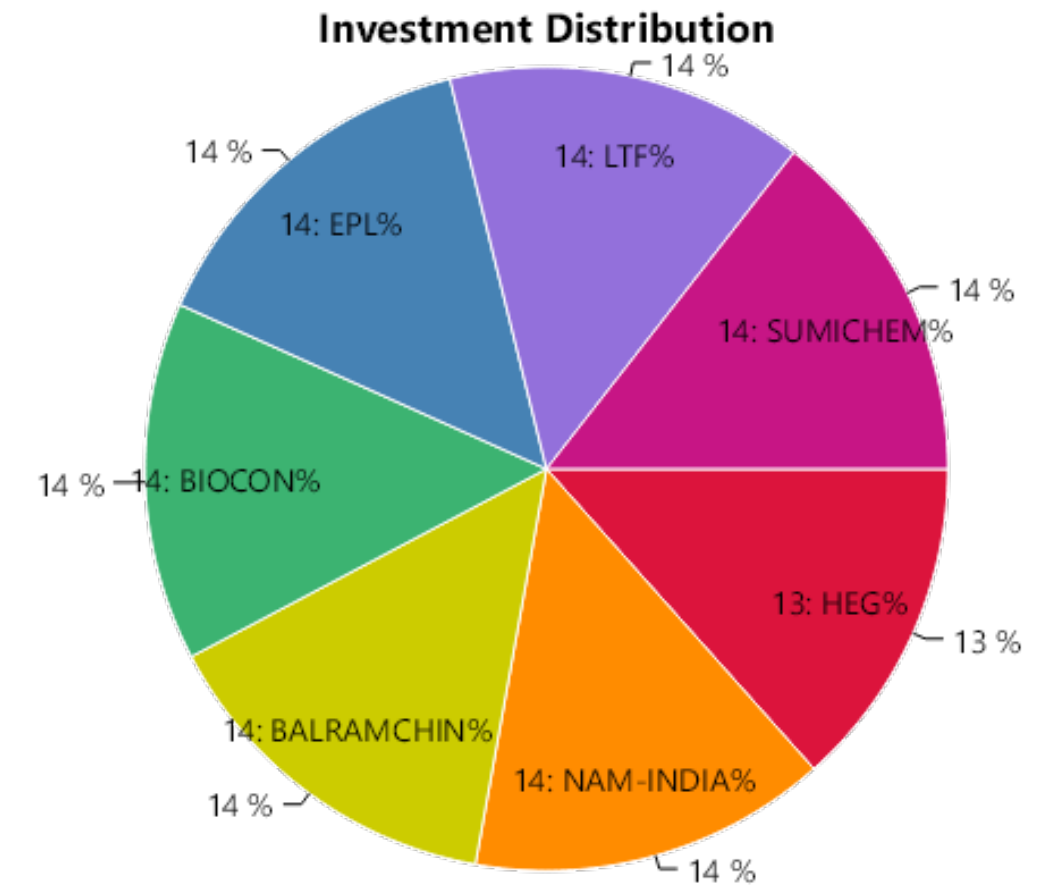


STOCK WISE PERFORMANCE SUMMARY

Sr No.	Stock Name	Status	Amount Invested*	Sale Proceeds*	Profit/(Loss)**	%Return
1	HEG	Profit	29127.12	30316.80	1189.68	4.08%
2	NAM-INDIA	Profit	30105.00	31239.85	1134.85	3.77%
3	BALRAMCHIN	Open	29601.74	19406.20	-10195.54	-34.44%
4	BIOCON	Open	29944.74	33141.90	3197.16	10.68%
5	EPL	Open	30105.60	23996.00	-6109.60	-20.29%
6	LTF	Open	30033.30	50052.75	20019.45	66.66%
7	SUMICHEM	Open	30060.18	24570.00	-5490.18	-18.26%
Total			208977.68	212723.50	3745.82	1.79%

OVERALL PERFORMANCE SUMMARY

Amount Invested	Sale Proceeds	Profit/(Loss)	%Return
208977.68	212723.50	3745.82	1.79%



* We have considered the market value for open stocks as on the previous day prior to the report for open stocks.

** Includes unrealized gains for open stocks, if any.

STOCK WISE PERFORMANCE SUMMARY

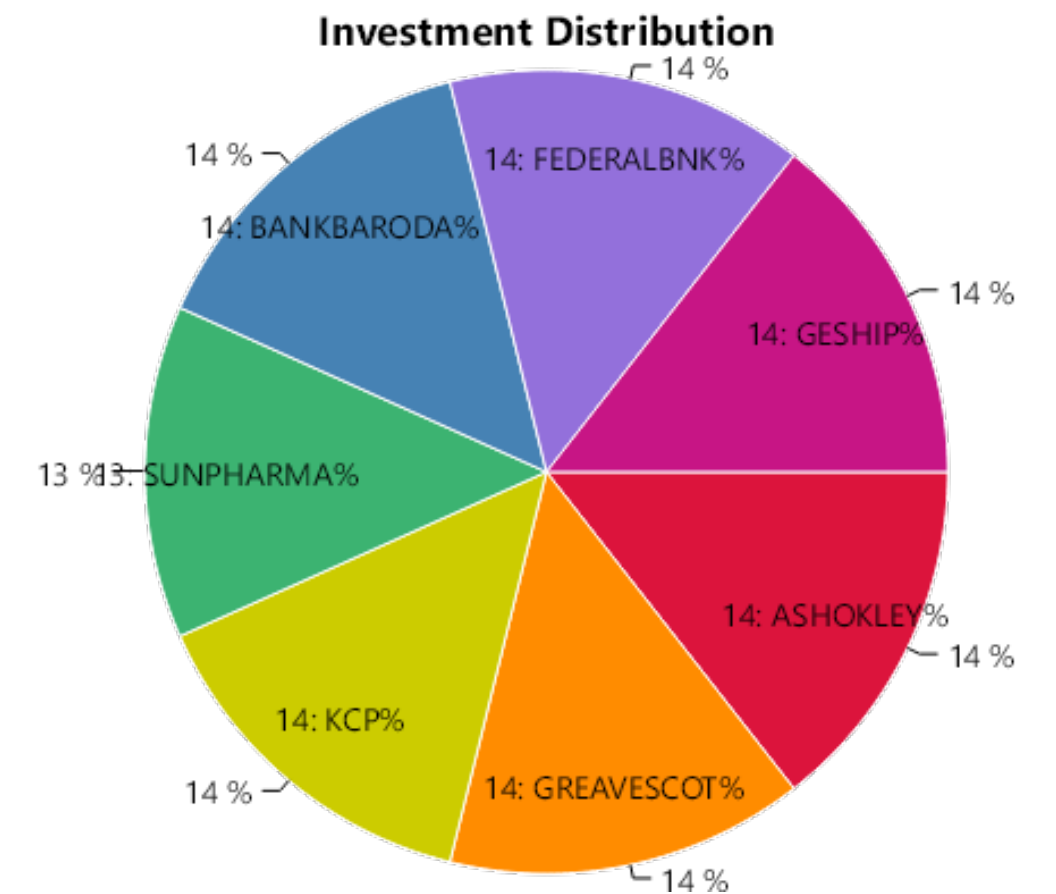
Sr No.	Stock Name	Status	Amount Invested*	Sale Proceeds*	Profit/(Loss)**	%Return
1	ASHOKLEY	Profit	35722.53	37272.89	1550.36	4.34%
2	GREAVESCOT	Profit	35449.59	37191.80	1742.21	4.91%
3	KCP	Profit	35288.70	37277.74	1989.04	5.64%
4	SUNPHARMA	Profit	34435.98	34760.31	324.33	0.94%
5	BANKBARODA	Loss	35296.26	28330.02	-6966.24	-19.74%
6	FEDERALBNK	Loss	35332.02	33500.61	-1831.41	-5.18%
7	GESHIP	Loss	35049.98	27790.35	-7259.63	-20.71%
Total			246575.06	236123.72	-10451.34	-4.24%

OVERALL PERFORMANCE SUMMARY

Amount Invested	Sale Proceeds	Profit/(Loss)	%Return
246575.06	236123.72	-10451.34	-4.24%

* We have considered the market value for open stocks as on the previous day prior to the report for open stocks.

** Includes unrealized gains for open stocks, if any.

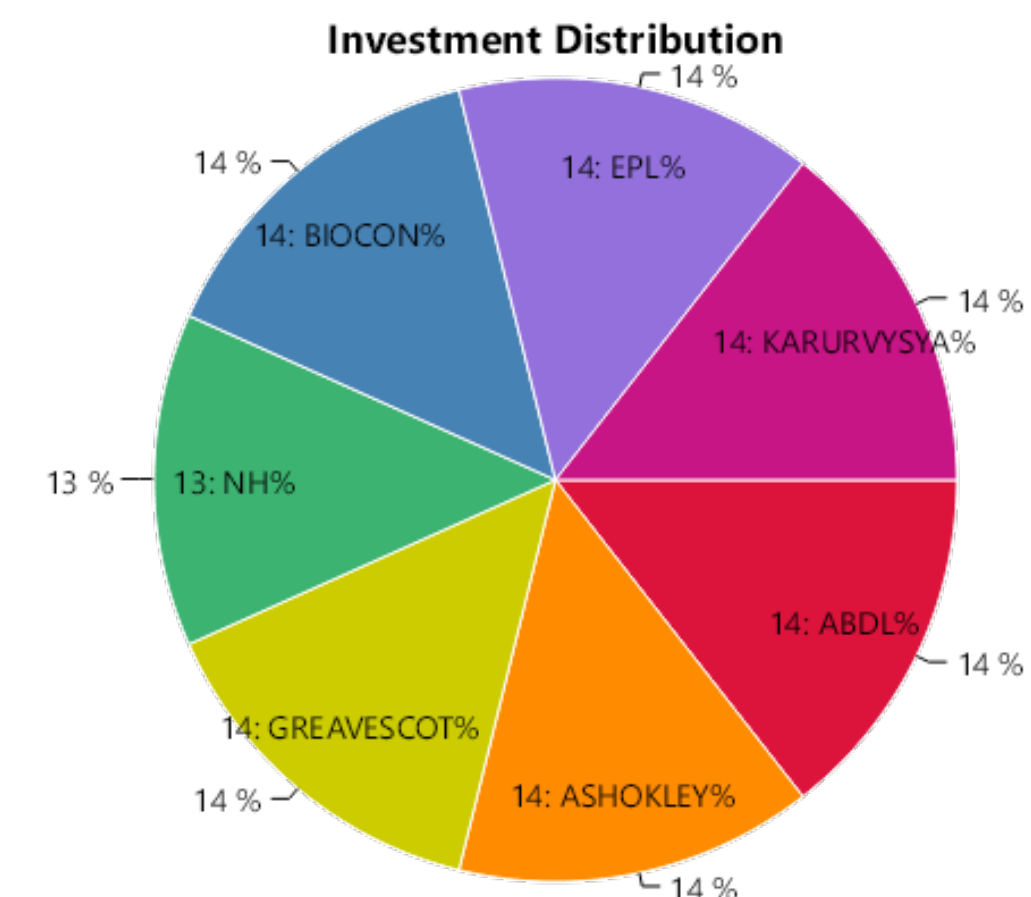


STOCK WISE PERFORMANCE SUMMARY

Sr No.	Stock Name	Status	Amount Invested*	Sale Proceeds*	Profit/(Loss)**	%Return
1	ABDL	Profit	21210.27	22316.64	1106.37	5.22%
2	ASHOKLEY	Profit	21088.91	21145.51	56.60	0.27%
3	GREAVESCOT	Profit	21300.07	26219.58	4919.51	23.10%
4	NH	Profit	20220.45	21282.45	1062.00	5.25%
5	BIOCON	Loss	21130.48	16961.84	-4168.64	-19.73%
6	EPL	Loss	21238.91	16693.90	-4545.01	-21.40%
7	KARURVYSYA	Loss	21133.64	16616.92	-4516.72	-21.37%
Total			147322.73	141236.84	-6085.89	-4.13%

OVERALL PERFORMANCE SUMMARY

Amount Invested	Sale Proceeds	Profit/(Loss)	%Return
147322.73	141236.84	-6085.89	-4.13%



* We have considered the market value for open stocks as on the previous day prior to the report for open stocks.

** Includes unrealized gains for open stocks, if any.

Contact Details

 LKP Securities Ltd, SPIP Division

 91 22 66351336 / 91 22 66351337  spip@lkpsec.com

 Registered Office: 203, Embassy Centre, Nariman Point, Mumbai - 400021.

 Registered Office: 2nd Floor, Gala Impecca, Andheri Kurla Road, Near Hotel Courtyard Marriott, Chakala, Andheri (East), Mumbai-400059.

Compliance & Grievance Officer

 Mr. Ritesh Tiwari

 022-6635 1234

 ho_compliance@lkpsec.com

Disclaimer & Disclosure : LKP Securities Ltd. (CIN-U67120MH1994PLC080039, www.Lkpsec.com) and its affiliates are a full- fledged, brokerage and financing group. LKP Securities Ltd is a SEBI registered Research Analyst with registration number INH000001758. LKP is a corporate trading member of Bombay Stock Exchange Limited (BSE), National Stock Exchange of India Limited (NSE) and Metropolitan Stock Exchange of India Limited (MSEI). LKP along with its subsidiaries offers the most comprehensive avenues for investments and is engaged in the businesses including stock broking (Institutional and retail), merchant banking, commodity broking, depository participant rendered in connection with distribution of primary market issues and financial products like mutual funds etc.

LKP offers research services to clients. The analyst for this report certifies that all of the views expressed in this report accurately reflect his or her personal views about the subject company or companies and its or their securities, and no part of his or her compensation was, is or will be, directly or indirectly related to specific recommendations or views expressed in this report.

Further, the information in the document has been printed on the basis of publicly available information; internal data and other sources believed to be true and are for general guidance only but which may have not been verified independently. While every effort is made to ensure the accuracy and completeness of information contained, the company takes no responsibility and assumes no liability for any error/ omission or accuracy of the information. Recipients of this material should rely on their own judgments and conclusions from relevant sources before making any investment. The investments discussed or recommended in this report may not be suitable for all investors. Opinion expressed is the current opinion as of the date appearing on the material only. Value of the investments referred to in this material are subject to volatility. Past performance is not a guide for future performance. Investment in securities market are subject to market risks. Read all the related documents carefully before investing. Registration granted by SEBI and certification from NISM in no way guarantee performance of the intermediary or provide any assurance of returns to investors. These securities quoted are for illustration only and are not recommendatory.

Mr. S. Ranganathan (Advisor) - SEBI Registration No-INH2200252399,
Mr. Kunal Bothra (Research Analyst) - SEBI Registered No. INH000005263



THANK YOU