

SPIP Performance Report 2024-2025

Client Name : ANANT VISHNU BHIDE

Client Code : RA000265

Date : 23/12/2025



Sr No.	Month	Amount Invested	Sale Proceeds*	Profit/(Loss)**	%Return
1	Apr-2024	587703.72	618813.33	31109.61	5.29%
2	Jun-2024	352989.34	349284.83	-3704.51	-1.05%
3	Jul-2024	353529.52	349513.56	-4015.96	-1.14%
4	Aug-2024	695277.81	651201.02	-44076.79	-6.34%
5	Oct-2024	497135.51	480863.48	-16272.03	-3.27%
6	Nov-2024	495658.63	531453.22	35794.59	7.22%
7	Dec-2024	446384.87	412638.12	-33746.75	-7.56%

* We have considered the market value for open stocks as on the previous day prior to the report for open stocks.

** Includes unrealized gains for open stocks, if any.

STOCK WISE PERFORMANCE SUMMARY

Sr No.	Stock Name	Status	Amount Invested*	Sale Proceeds*	Profit/(Loss)**	%Return
1	BEL	Profit	97568.08	102853.36	5285.28	5.42%
2	CANBK	Profit	98172.86	103441.23	5268.37	5.37%
3	CENTRALBK	Profit	98247.33	102954.10	4706.77	4.79%
4	HEG	Profit	97136.68	103013.18	5876.50	6.05%
5	LTF	Profit	99154.10	103658.54	4504.44	4.54%
6	NHPC	Profit	97424.67	102892.92	5468.25	5.61%
7	ORIENTHOT	Out of range	0.00	0.00	0.00	0%
Total			587703.72	618813.33	31109.61	5.29%

OVERALL PERFORMANCE SUMMARY

Amount Invested	Sale Proceeds	Profit/(Loss)	%Return
587703.72	618813.33	31109.61	5.29%



* We have considered the market value for open stocks as on the previous day prior to the report for open stocks.

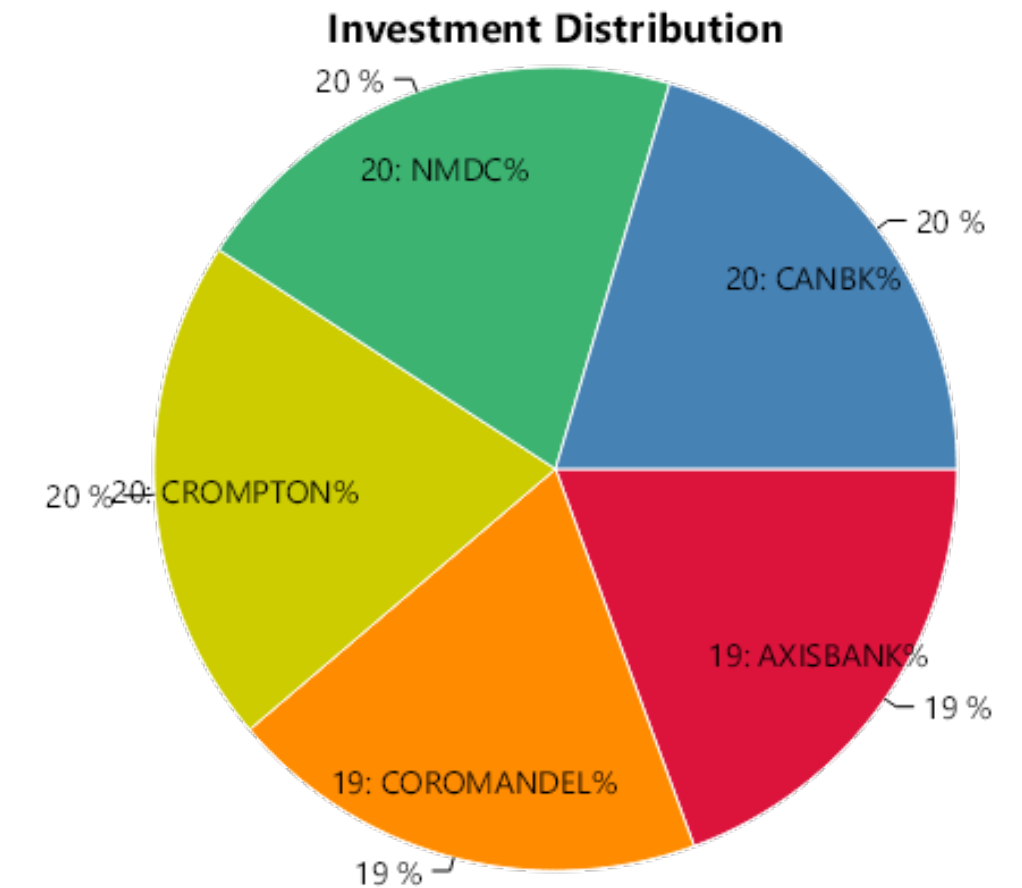
** Includes unrealized gains for open stocks, if any.

STOCK WISE PERFORMANCE SUMMARY

Sr No.	Stock Name	Status	Amount Invested*	Sale Proceeds*	Profit/(Loss)**	%Return
1	AXISBANK	Profit	69831.04	73115.18	3284.14	4.70%
2	COROMANDEL	Profit	70582.65	73511.36	2928.71	4.15%
3	CROMPTON	Profit	71034.71	73860.15	2825.44	3.98%
4	NMDC	Profit	70851.84	73684.18	2832.34	4.00%
5	CMSINFO	Out of range	0.00	0.00	0.00	0%
6	CANBK	Loss	70689.10	55113.96	-15575.14	-22.03%
Total			352989.34	349284.83	-3704.51	-1.05%

OVERALL PERFORMANCE SUMMARY

Amount Invested	Sale Proceeds	Profit/(Loss)	%Return
352989.34	349284.83	-3704.51	-1.05%



* We have considered the market value for open stocks as on the previous day prior to the report for open stocks.

** Includes unrealized gains for open stocks, if any.

STOCK WISE PERFORMANCE SUMMARY

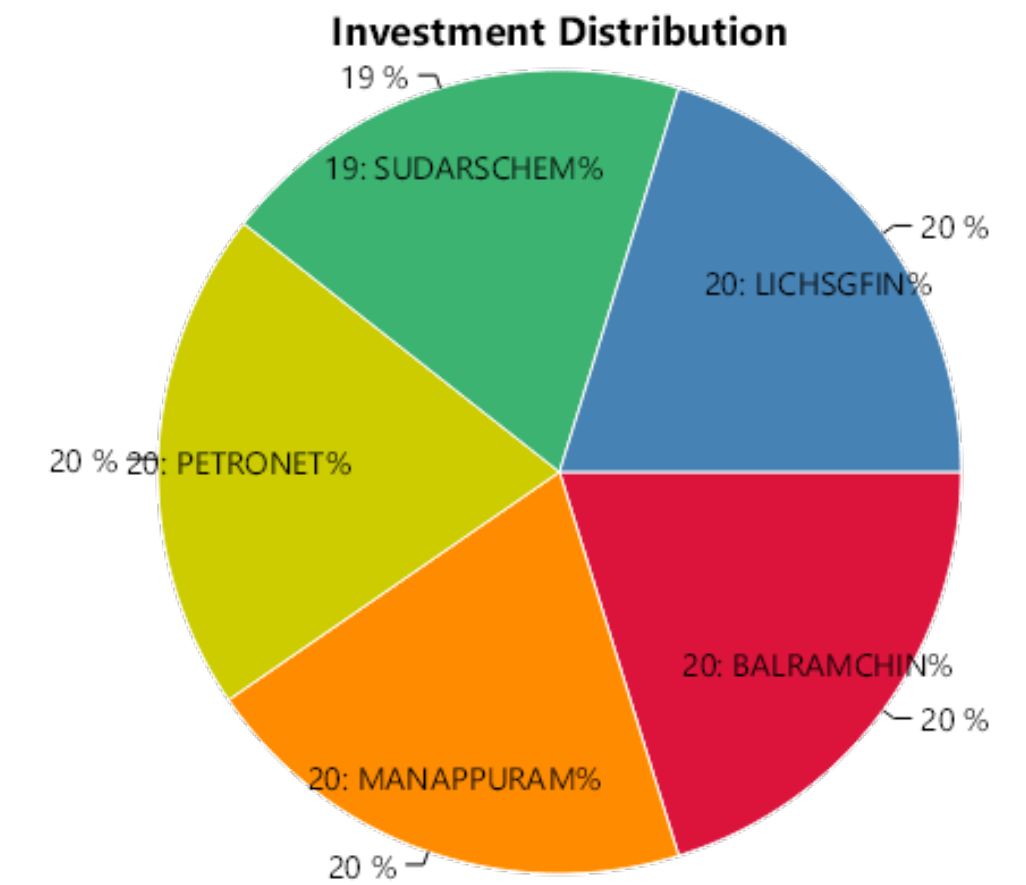
Sr No.	Stock Name	Status	Amount Invested*	Sale Proceeds*	Profit/(Loss)**	%Return
1	BALRAMCHIN	Profit	70798.81	73211.06	2412.25	3.41%
2	MANAPPURAM	Profit	70888.20	73508.36	2620.16	3.70%
3	PETRONET	Profit	70924.62	73730.12	2805.50	3.96%
4	SUDARSCHEM	Profit	70102.34	73308.62	3206.28	4.57%
5	CMSINFO	Out of range	0.00	0.00	0.00	0%
6	LICHSGFIN	Loss	70815.55	55755.40	-15060.15	-21.27%
Total			353529.52	349513.56	-4015.96	-1.14%

OVERALL PERFORMANCE SUMMARY

Amount Invested	Sale Proceeds	Profit/(Loss)	%Return
353529.52	349513.56	-4015.96	-1.14%

* We have considered the market value for open stocks as on the previous day prior to the report for open stocks.

** Includes unrealized gains for open stocks, if any.

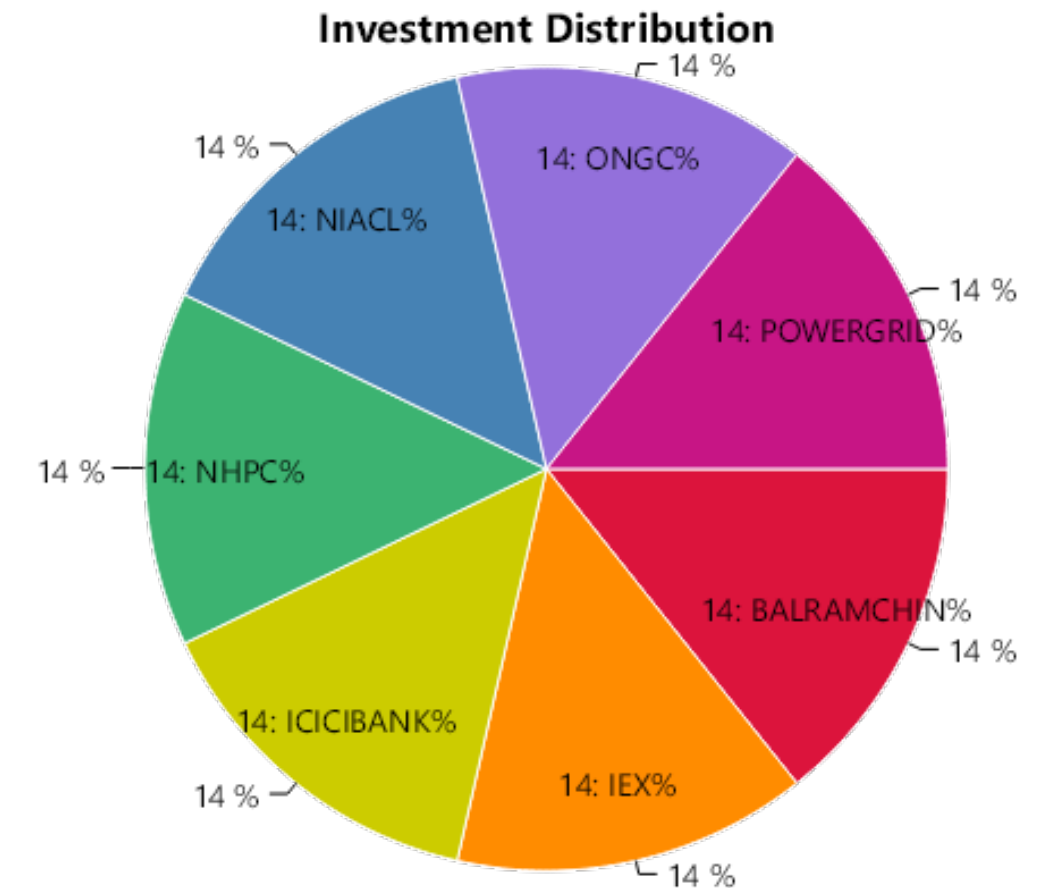


STOCK WISE PERFORMANCE SUMMARY

Sr No.	Stock Name	Status	Amount Invested*	Sale Proceeds*	Profit/(Loss)**	%Return
1	BALRAMCHIN	Profit	99115.91	106310.35	7194.44	7.26%
2	IEX	Profit	99458.41	107353.48	7895.07	7.94%
3	ICICIBANK	Open	99454.47	114954.00	15499.53	15.58%
4	NHPC	Loss	99372.76	81129.73	-18243.03	-18.36%
5	NIACL	Loss	99276.39	79278.71	-19997.68	-20.14%
6	ONGC	Loss	99364.51	81749.46	-17615.05	-17.73%
7	POWERGRID	Loss	99235.36	80425.29	-18810.07	-18.96%
Total			695277.81	651201.02	-44076.79	-6.34%

OVERALL PERFORMANCE SUMMARY

Amount Invested	Sale Proceeds	Profit/(Loss)	%Return
695277.81	651201.02	-44076.79	-6.34%



* We have considered the market value for open stocks as on the previous day prior to the report for open stocks.

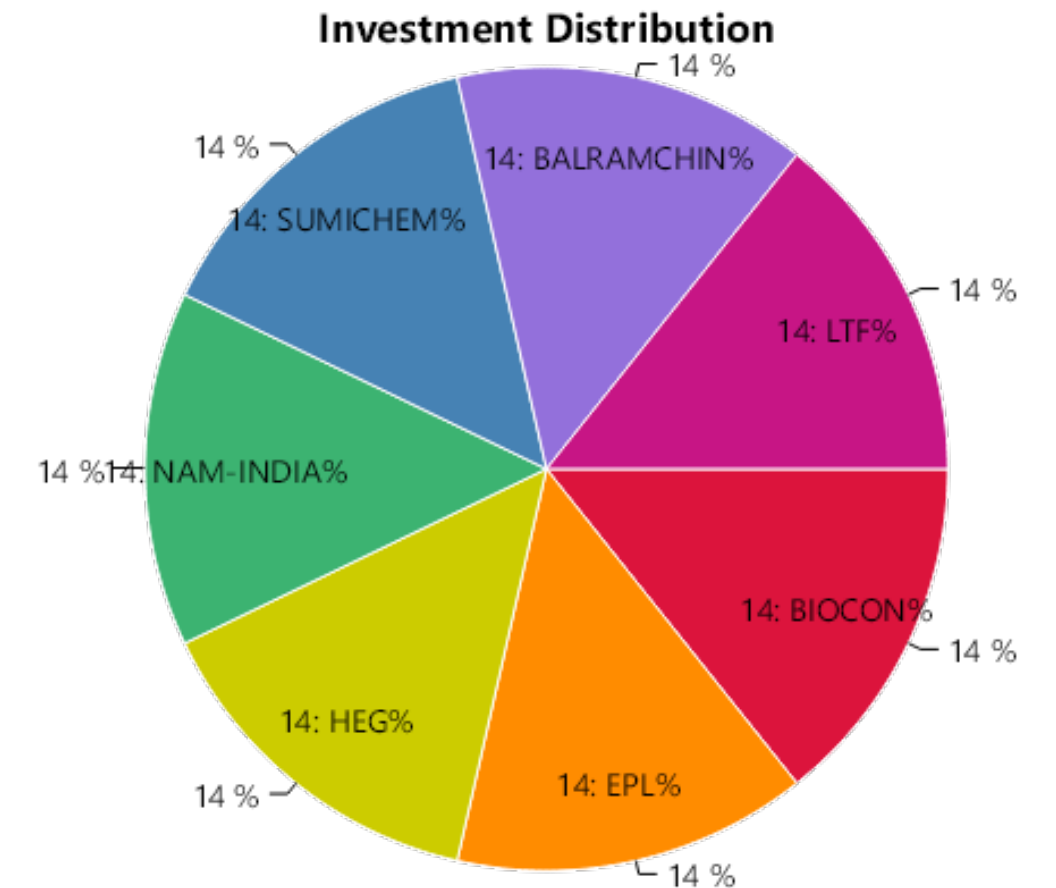
** Includes unrealized gains for open stocks, if any.

STOCK WISE PERFORMANCE SUMMARY

Sr No.	Stock Name	Status	Amount Invested*	Sale Proceeds*	Profit/(Loss)**	%Return
1	BIOCON	Profit	70886.51	73770.59	2884.08	4.07%
2	EPL	Profit	71500.80	73740.58	2239.78	3.13%
3	HEG	Profit	70390.54	73265.60	2875.06	4.08%
4	NAM-INDIA	Profit	71583.00	74280.13	2697.13	3.77%
5	SUMICHEM	Profit	71253.76	73862.03	2608.27	3.66%
6	BALRAMCHIN	Loss	70609.28	55656.16	-14953.12	-21.18%
7	LTF	Loss	70911.62	56288.39	-14623.23	-20.62%
Total			497135.51	480863.48	-16272.03	-3.27%

OVERALL PERFORMANCE SUMMARY

Amount Invested	Sale Proceeds	Profit/(Loss)	%Return
497135.51	480863.48	-16272.03	-3.27%



* We have considered the market value for open stocks as on the previous day prior to the report for open stocks.

** Includes unrealized gains for open stocks, if any.

STOCK WISE PERFORMANCE SUMMARY

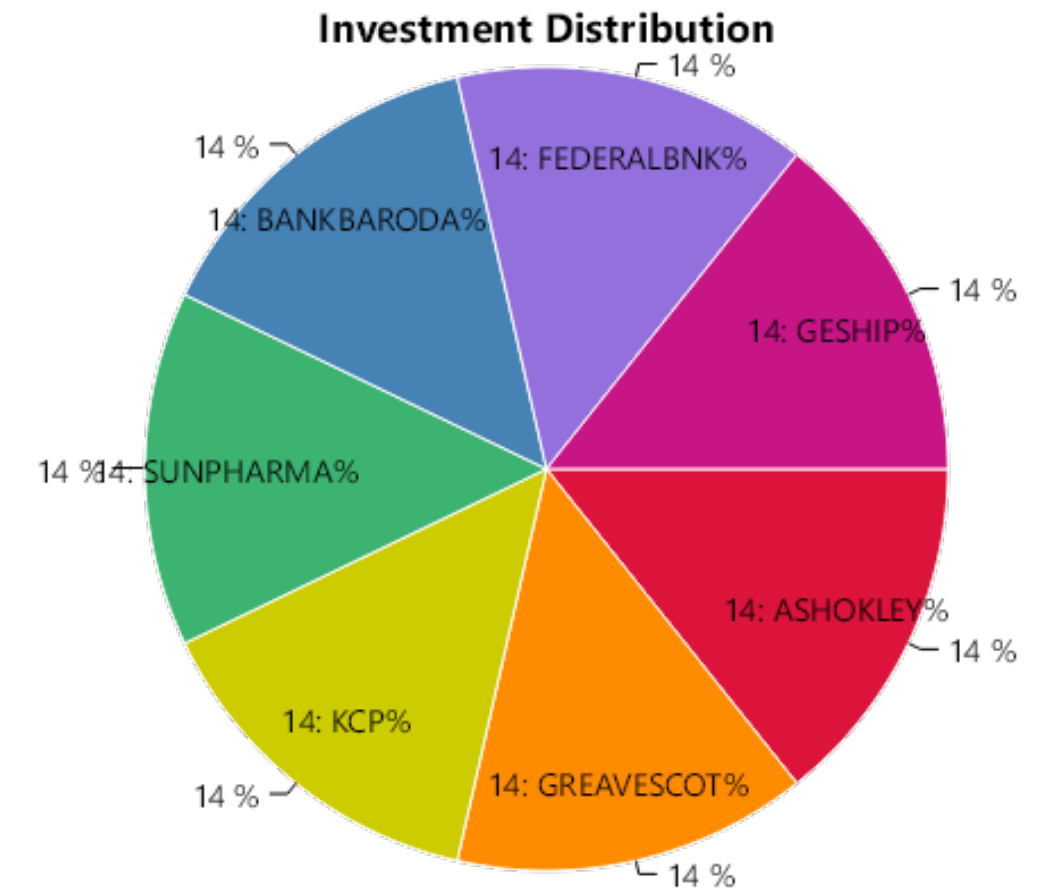
Sr No.	Stock Name	Status	Amount Invested*	Sale Proceeds*	Profit/(Loss)**	%Return
1	ASHOKLEY	Profit	71445.06	74544.79	3099.73	4.34%
2	GREAVESCOT	Profit	70899.18	74382.62	3483.44	4.91%
3	KCP	Profit	70811.10	74801.60	3990.50	5.64%
4	SUNPHARMA	Profit	70684.38	71357.91	673.53	0.95%
5	BANKBARODA	Loss	70848.29	113702.96	42854.67	60.49%
6	FEDERALBNK	Loss	70870.66	67094.23	-3776.43	-5.33%
7	GESHIP	Loss	70099.96	55569.11	-14530.85	-20.73%
Total			495658.63	531453.22	35794.59	7.22%

OVERALL PERFORMANCE SUMMARY

Amount Invested	Sale Proceeds	Profit/(Loss)	%Return
495658.63	531453.22	35794.59	7.22%

* We have considered the market value for open stocks as on the previous day prior to the report for open stocks.

** Includes unrealized gains for open stocks, if any.

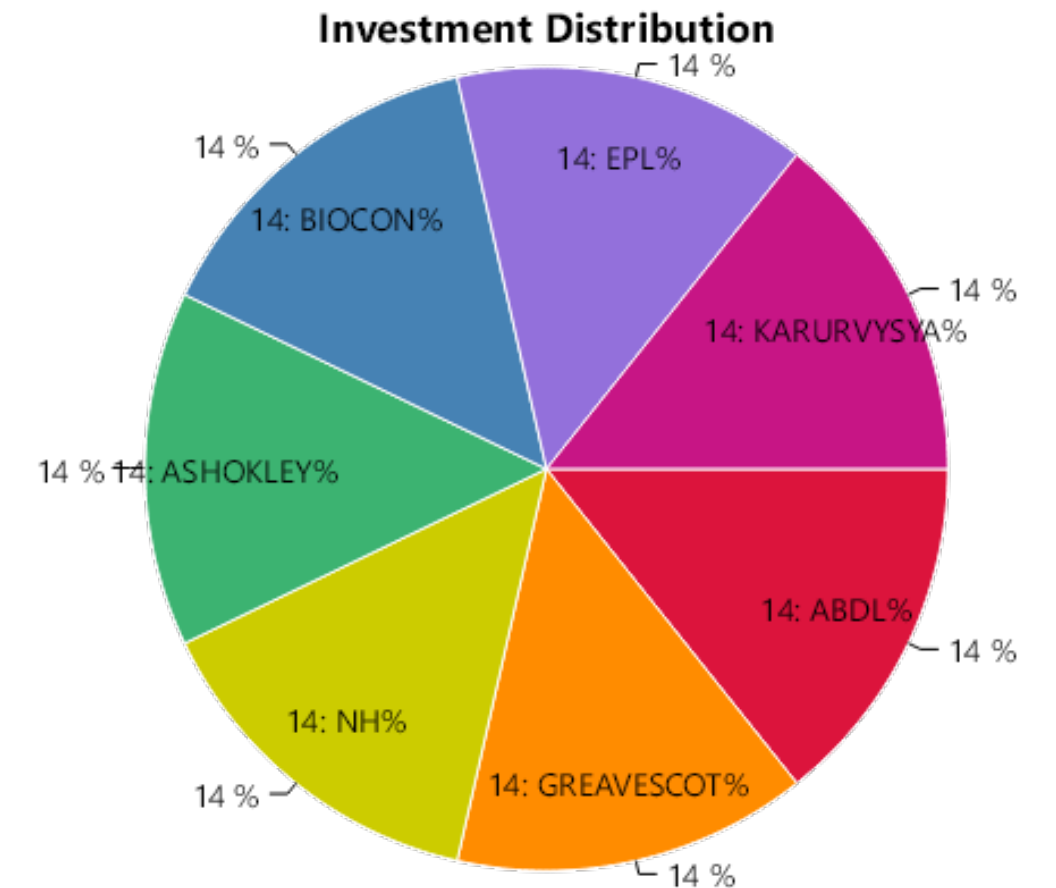


STOCK WISE PERFORMANCE SUMMARY

Sr No.	Stock Name	Status	Amount Invested*	Sale Proceeds*	Profit/(Loss)**	%Return
1	ABDL	Profit	64002.92	67341.44	3338.52	5.22%
2	GREAVESCOT	Profit	64101.78	78906.74	14804.96	23.10%
3	NH	Profit	63352.51	66685.01	3332.50	5.26%
4	ASHOKLEY	Open	63520.67	47980.55	-15540.12	-24.46%
5	BIOCON	Loss	63522.03	51188.41	-12333.62	-19.42%
6	EPL	Loss	63992.56	50298.77	-13693.79	-21.40%
7	KARURVYSYA	Loss	63892.40	50237.20	-13655.20	-21.37%
Total			446384.87	412638.12	-33746.75	-7.56%

OVERALL PERFORMANCE SUMMARY

Amount Invested	Sale Proceeds	Profit/(Loss)	%Return
446384.87	412638.12	-33746.75	-7.56%



* We have considered the market value for open stocks as on the previous day prior to the report for open stocks.

** Includes unrealized gains for open stocks, if any.

Contact Details

 LKP Securities Ltd, SPIP Division

 91 22 66351336 / 91 22 66351337  spip@lkpsec.com

 Registered Office: 203, Embassy Centre, Nariman Point, Mumbai - 400021.

 Registered Office: 2nd Floor, Gala Impecca, Andheri Kurla Road, Near Hotel Courtyard Marriott, Chakala, Andheri (East), Mumbai-400059.

Compliance & Grievance Officer

 Mr. Ritesh Tiwari

 022-6635 1234

 ho_compliance@lkpsec.com

Disclaimer & Disclosure : LKP Securities Ltd. (CIN-U67120MH1994PLC080039, www.Lkpsec.com) and its affiliates are a full- fledged, brokerage and financing group. LKP Securities Ltd is a SEBI registered Research Analyst with registration number INH000001758. LKP is a corporate trading member of Bombay Stock Exchange Limited (BSE), National Stock Exchange of India Limited (NSE) and Metropolitan Stock Exchange of India Limited (MSEI). LKP along with its subsidiaries offers the most comprehensive avenues for investments and is engaged in the businesses including stock broking (Institutional and retail), merchant banking, commodity broking, depository participant rendered in connection with distribution of primary market issues and financial products like mutual funds etc.

LKP offers research services to clients. The analyst for this report certifies that all of the views expressed in this report accurately reflect his or her personal views about the subject company or companies and its or their securities, and no part of his or her compensation was, is or will be, directly or indirectly related to specific recommendations or views expressed in this report.

Further, the information in the document has been printed on the basis of publicly available information; internal data and other sources believed to be true and are for general guidance only but which may have not been verified independently. While every effort is made to ensure the accuracy and completeness of information contained, the company takes no responsibility and assumes no liability for any error/ omission or accuracy of the information. Recipients of this material should rely on their own judgments and conclusions from relevant sources before making any investment. The investments discussed or recommended in this report may not be suitable for all investors. Opinion expressed is the current opinion as of the date appearing on the material only. Value of the investments referred to in this material are subject to volatility. Past performance is not a guide for future performance. Investment in securities market are subject to market risks. Read all the related documents carefully before investing. Registration granted by SEBI and certification from NISM in no way guarantee performance of the intermediary or provide any assurance of returns to investors. These securities quoted are for illustration only and are not recommendatory.

Mr. S. Ranganathan (Advisor) - SEBI Registration No-INH2200252399,
Mr. Kunal Bothra (Research Analyst) - SEBI Registered No. INH000005263

THANK YOU