

# SPIP Performance Report 2024-2025

Client Name : PRABHAKAR VINAYAK KARVE

Client Code : RA000276

Date : 23/12/2025



Sr No.	Month	Amount Invested	Sale Proceeds*	Profit/(Loss)**	%Return
1	May-2024	248344.68	249897.40	1552.72	0.63%
2	Jun-2024	170965.99	170091.65	-874.34	-0.51%
3	Jul-2024	110099.85	108932.28	-1167.57	-1.06%
4	Aug-2024	288000.94	264677.39	-23323.55	-8.10%

\* We have considered the market value for open stocks as on the previous day prior to the report for open stocks.

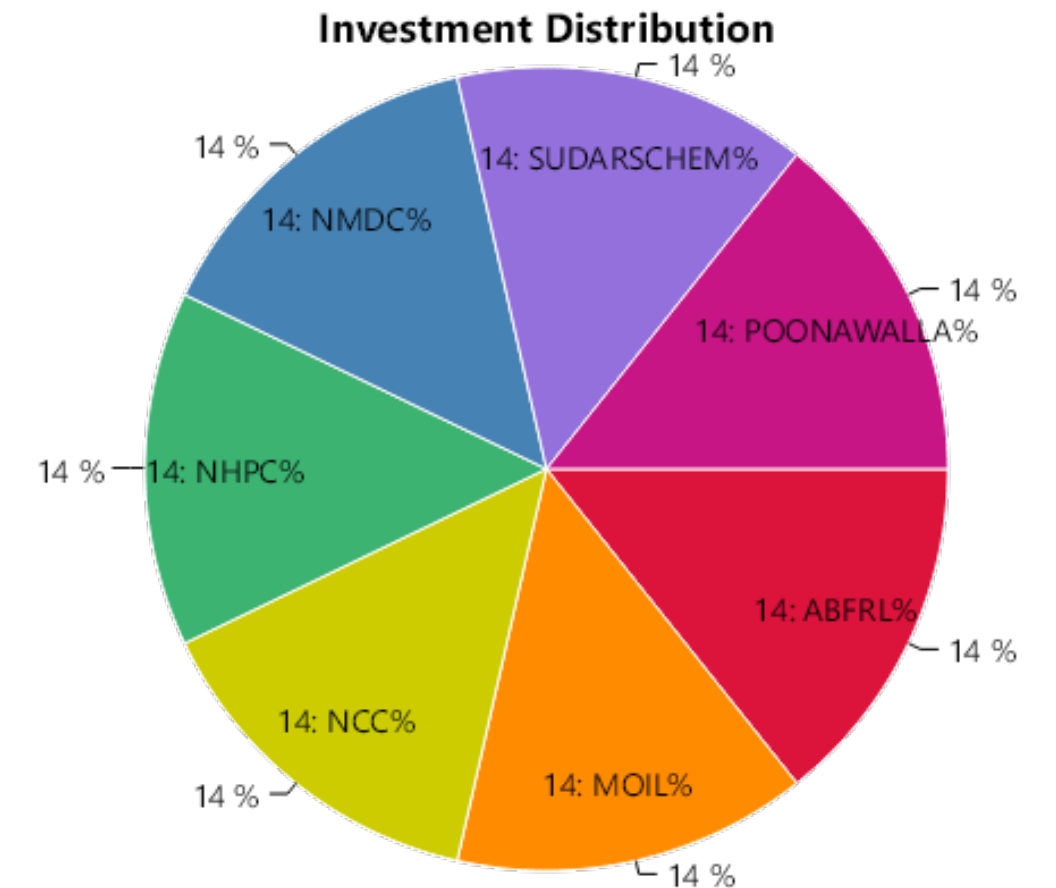
\*\* Includes unrealized gains for open stocks, if any.

## STOCK WISE PERFORMANCE SUMMARY

Sr No.	Stock Name	Status	Amount Invested*	Sale Proceeds*	Profit/(Loss)**	%Return
1	ABFRL	Profit	35596.33	36529.62	933.29	2.62%
2	MOIL	Profit	35447.12	36397.42	950.30	2.68%
3	NCC	Profit	35579.59	36635.27	1055.68	2.97%
4	NHPC	Profit	35510.68	36579.95	1069.27	3.01%
5	NMDC	Profit	35226.72	36381.74	1155.02	3.28%
6	SUDARSCHEM	Profit	35381.45	39673.09	4291.64	12.13%
7	POONAWALLA	Loss	35602.79	27700.31	-7902.48	-22.20%
<b>Total</b>			<b>248344.68</b>	<b>249897.40</b>	<b>1552.72</b>	<b>0.63%</b>

## OVERALL PERFORMANCE SUMMARY

Amount Invested	Sale Proceeds	Profit/(Loss)	%Return
248344.68	249897.40	1552.72	0.63%



\* We have considered the market value for open stocks as on the previous day prior to the report for open stocks.

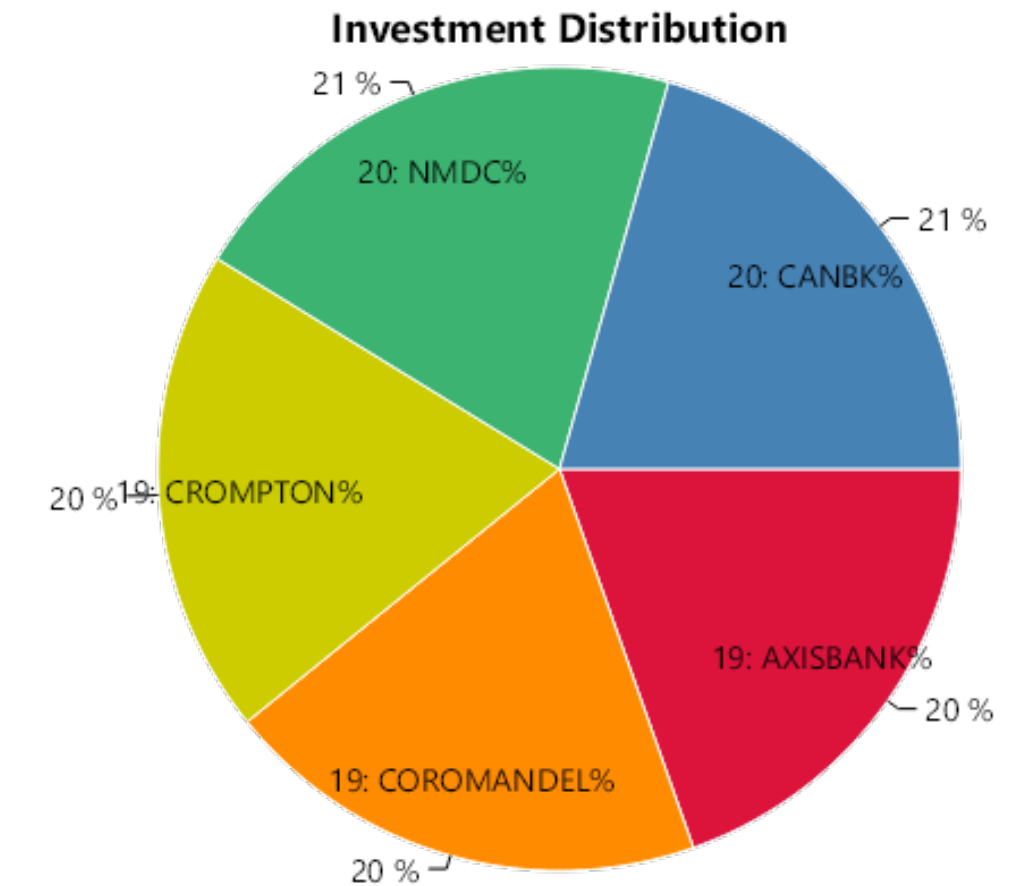
\*\* Includes unrealized gains for open stocks, if any.

## STOCK WISE PERFORMANCE SUMMARY

Sr No.	Stock Name	Status	Amount Invested*	Sale Proceeds*	Profit/(Loss)**	%Return
1	AXISBANK	Profit	34133.86	35939.55	1805.69	5.29%
2	COROMANDEL	Profit	33730.38	35286.10	1555.72	4.61%
3	CROMPTON	Profit	34169.25	35875.16	1705.91	4.99%
4	NMDC	Profit	34656.04	36042.08	1386.04	4.00%
5	CMSINFO	Out of range	0.00	0.00	0.00	0%
6	CANBK	Loss	34276.46	26948.76	-7327.70	-21.38%
<b>Total</b>			<b>170965.99</b>	<b>170091.65</b>	<b>-874.34</b>	<b>-0.51%</b>

## OVERALL PERFORMANCE SUMMARY

Amount Invested	Sale Proceeds	Profit/(Loss)	%Return
170965.99	170091.65	-874.34	-0.51%



\* We have considered the market value for open stocks as on the previous day prior to the report for open stocks.

\*\* Includes unrealized gains for open stocks, if any.

## STOCK WISE PERFORMANCE SUMMARY

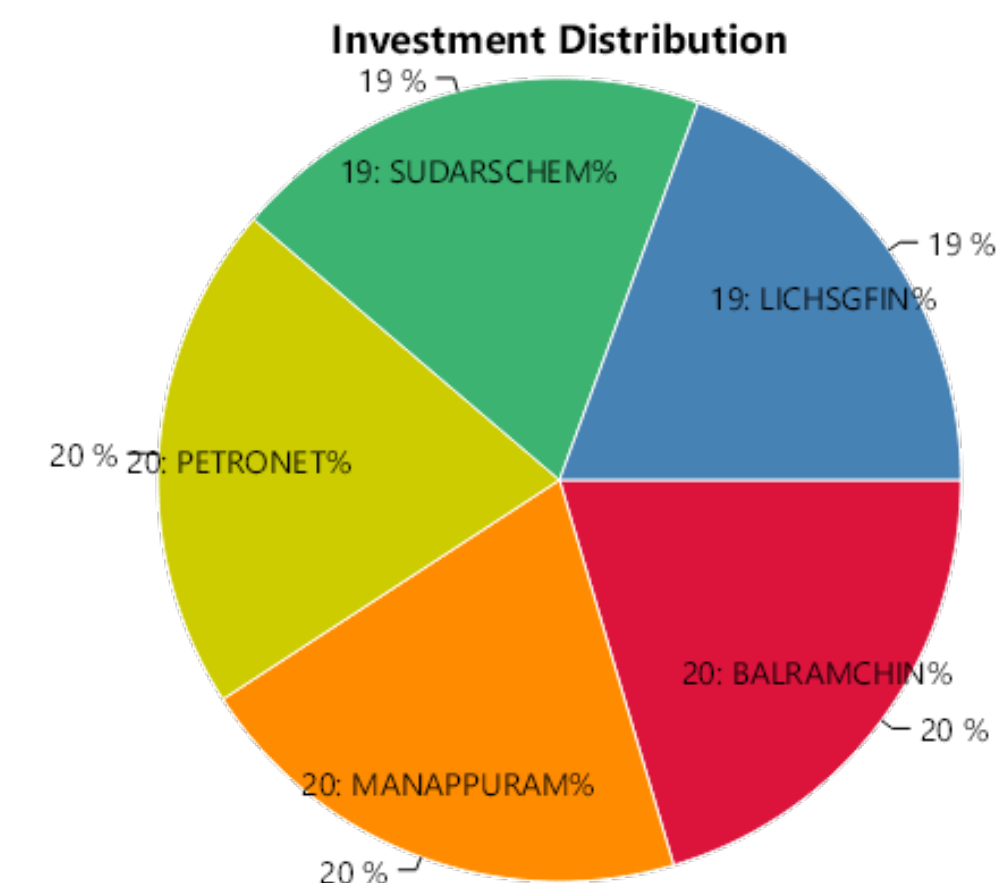
Sr No.	Stock Name	Status	Amount Invested*	Sale Proceeds*	Profit/(Loss)**	%Return
1	BALRAMCHIN	Profit	22288.71	23048.22	759.51	3.41%
2	MANAPPURAM	Profit	22152.74	22973.31	820.57	3.70%
3	PETRONET	Profit	22080.48	22954.71	874.23	3.96%
4	SUDARSCHEM	Profit	21850.25	22849.27	999.02	4.57%
5	CMSINFO	Out of range	0.00	0.00	0.00	0%
6	LICHSGFIN	Loss	21727.67	17106.77	-4620.90	-21.27%
<b>Total</b>			<b>110099.85</b>	<b>108932.28</b>	<b>-1167.57</b>	<b>-1.06%</b>

## OVERALL PERFORMANCE SUMMARY

Amount Invested	Sale Proceeds	Profit/(Loss)	%Return
110099.85	108932.28	-1167.57	-1.06%

\* We have considered the market value for open stocks as on the previous day prior to the report for open stocks.

\*\* Includes unrealized gains for open stocks, if any.

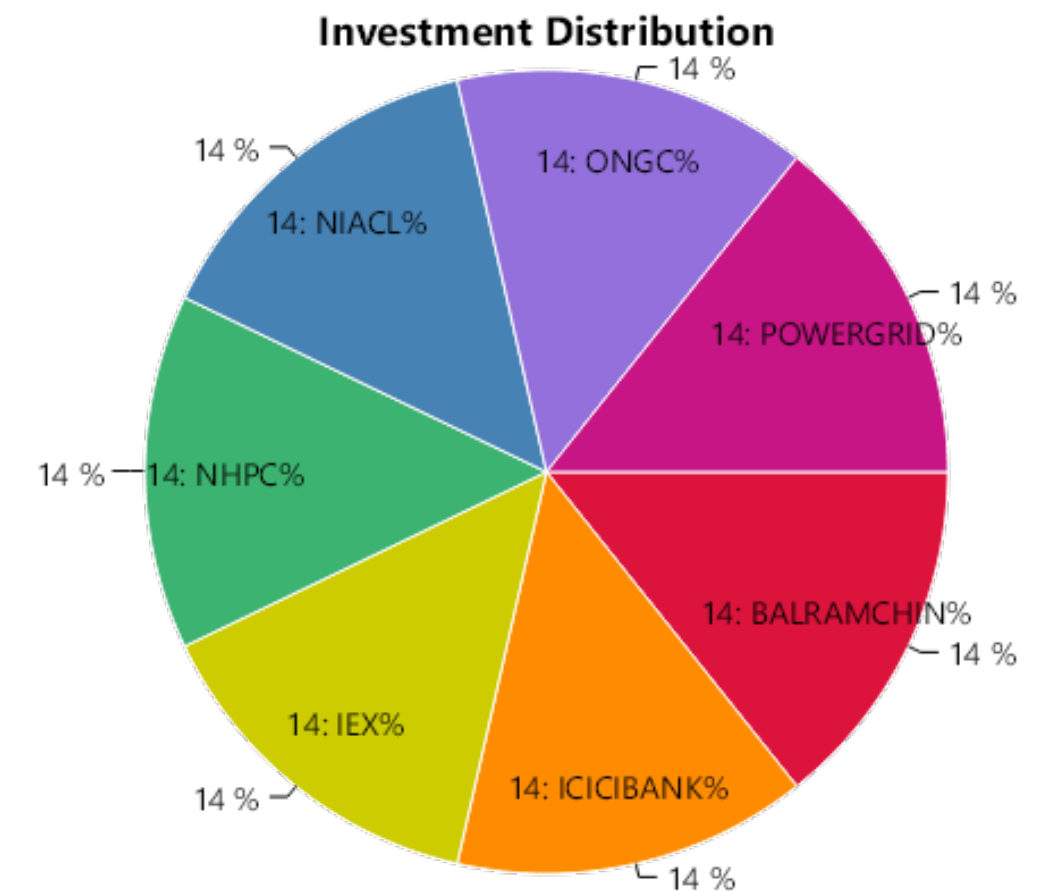


## STOCK WISE PERFORMANCE SUMMARY

Sr No.	Stock Name	Status	Amount Invested*	Sale Proceeds*	Profit/(Loss)**	%Return
1	BALRAMCHIN	Profit	41178.66	43744.97	2566.31	6.23%
2	ICICIBANK	Profit	41454.92	44247.00	2792.08	6.74%
3	IEX	Profit	41928.51	44095.66	2167.15	5.17%
4	NHPC	Loss	40995.44	32974.59	-8020.85	-19.57%
5	NIACL	Loss	40569.33	33000.47	-7568.86	-18.66%
6	ONGC	Loss	40806.66	33364.17	-7442.49	-18.24%
7	POWERGRID	Loss	41067.42	33250.53	-7816.89	-19.03%
<b>Total</b>			<b>288000.94</b>	<b>264677.39</b>	<b>-23323.55</b>	<b>-8.10%</b>

## OVERALL PERFORMANCE SUMMARY

Amount Invested	Sale Proceeds	Profit/(Loss)	%Return
288000.94	264677.39	-23323.55	-8.10%



\* We have considered the market value for open stocks as on the previous day prior to the report for open stocks.

\*\* Includes unrealized gains for open stocks, if any.

## Contact Details

 LKP Securities Ltd, SPIP Division

 91 22 66351336 / 91 22 66351337    [spip@lkpsec.com](mailto:spip@lkpsec.com)

 Registered Office: 203, Embassy Centre, Nariman Point, Mumbai - 400021.

 Registered Office: 2nd Floor, Gala Impecca, Andheri Kurla Road, Near Hotel Courtyard Marriott, Chakala, Andheri (East), Mumbai-400059.

## Compliance & Grievance Officer

 Mr. Ritesh Tiwari

 022-6635 1234

 [ho\\_compliance@lkpsec.com](mailto:ho_compliance@lkpsec.com)

**Disclaimer & Disclosure :** LKP Securities Ltd. (CIN-U67120MH1994PLC080039, www.Lkpsec.com) and its affiliates are a full- fledged, brokerage and financing group. LKP Securities Ltd is a SEBI registered Research Analyst with registration number INH000001758. LKP is a corporate trading member of Bombay Stock Exchange Limited (BSE), National Stock Exchange of India Limited (NSE) and Metropolitan Stock Exchange of India Limited (MSEI). LKP along with its subsidiaries offers the most comprehensive avenues for investments and is engaged in the businesses including stock broking (Institutional and retail), merchant banking, commodity broking, depository participant rendered in connection with distribution of primary market issues and financial products like mutual funds etc.

LKP offers research services to clients. The analyst for this report certifies that all of the views expressed in this report accurately reflect his or her personal views about the subject company or companies and its or their securities, and no part of his or her compensation was, is or will be, directly or indirectly related to specific recommendations or views expressed in this report.

Further, the information in the document has been printed on the basis of publicly available information; internal data and other sources believed to be true and are for general guidance only but which may have not been verified independently. While every effort is made to ensure the accuracy and completeness of information contained, the company takes no responsibility and assumes no liability for any error/ omission or accuracy of the information. Recipients of this material should rely on their own judgments and conclusions from relevant sources before making any investment. The investments discussed or recommended in this report may not be suitable for all investors. Opinion expressed is the current opinion as of the date appearing on the material only. Value of the investments referred to in this material are subject to volatility. Past performance is not a guide for future performance. Investment in securities market are subject to market risks. Read all the related documents carefully before investing. Registration granted by SEBI and certification from NISM in no way guarantee performance of the intermediary or provide any assurance of returns to investors. These securities quoted are for illustration only and are not recommendatory.

Mr. S. Ranganathan (Advisor) - SEBI Registration No-INH2200252399,  
Mr. Kunal Bothra (Research Analyst) - SEBI Registered No. INH000005263



**THANK YOU**