

SPIP Performance Report 2024-2025

Client Name : ARCHANA KALPESH SHAH

Client Code : RA000402

Date : 23/12/2025



Sr No.	Month	Amount Invested	Sale Proceeds*	Profit/(Loss)**	%Return
1	Apr-2024	416500.12	441551.48	25051.36	6.01%
2	May-2024	493940.41	502823.54	8883.13	1.80%
3	Jun-2024	351769.53	383355.74	31586.21	8.98%
4	Jul-2024	353195.81	349857.52	-3338.29	-0.95%
5	Aug-2024	165825.14	174840.26	9015.12	5.44%
6	Sep-2024	452930.75	414797.71	-38133.04	-8.42%

* We have considered the market value for open stocks as on the previous day prior to the report for open stocks.

** Includes unrealized gains for open stocks, if any.

STOCK WISE PERFORMANCE SUMMARY

Sr No.	Stock Name	Status	Amount Invested*	Sale Proceeds*	Profit/(Loss)**	%Return
1	BEL	Profit	69449.93	73698.03	4248.10	6.12%
2	CANBK	Profit	69351.03	73596.09	4245.06	6.12%
3	CENTRALBK	Profit	69915.74	73755.45	3839.71	5.49%
4	HEG	Profit	67966.30	72565.81	4599.51	6.77%
5	LTF	Profit	70459.43	74166.03	3706.60	5.26%
6	NHPC	Profit	69357.69	73770.07	4412.38	6.36%
7	ORIENTHOT	Out of range	0.00	0.00	0.00	0%
Total			416500.12	441551.48	25051.36	6.01%

OVERALL PERFORMANCE SUMMARY

Amount Invested	Sale Proceeds	Profit/(Loss)	%Return
416500.12	441551.48	25051.36	6.01%



* We have considered the market value for open stocks as on the previous day prior to the report for open stocks.

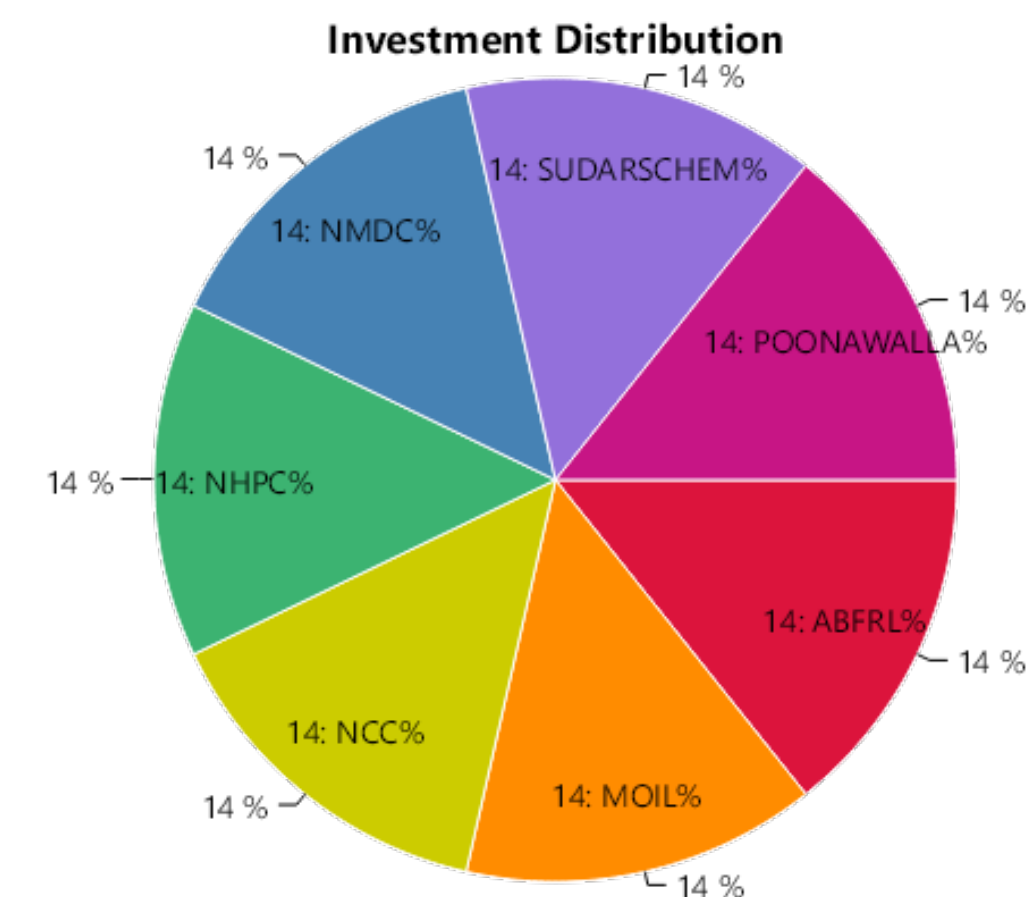
** Includes unrealized gains for open stocks, if any.

STOCK WISE PERFORMANCE SUMMARY

Sr No.	Stock Name	Status	Amount Invested*	Sale Proceeds*	Profit/(Loss)**	%Return
1	ABFRL	Profit	70778.82	73483.30	2704.48	3.82%
2	MOIL	Profit	70210.37	73207.28	2996.91	4.27%
3	NCC	Profit	70632.75	73680.41	3047.66	4.31%
4	NHPC	Profit	70914.24	73708.53	2794.29	3.94%
5	NMDC	Profit	70262.24	73470.31	3208.07	4.57%
6	SUDARSCHEM	Profit	70351.30	79806.80	9455.50	13.44%
7	POONAWALLA	Loss	70790.69	55466.91	-15323.78	-21.65%
Total			493940.41	502823.54	8883.13	1.80%

OVERALL PERFORMANCE SUMMARY

Amount Invested	Sale Proceeds	Profit/(Loss)	%Return
493940.41	502823.54	8883.13	1.80%



* We have considered the market value for open stocks as on the previous day prior to the report for open stocks.

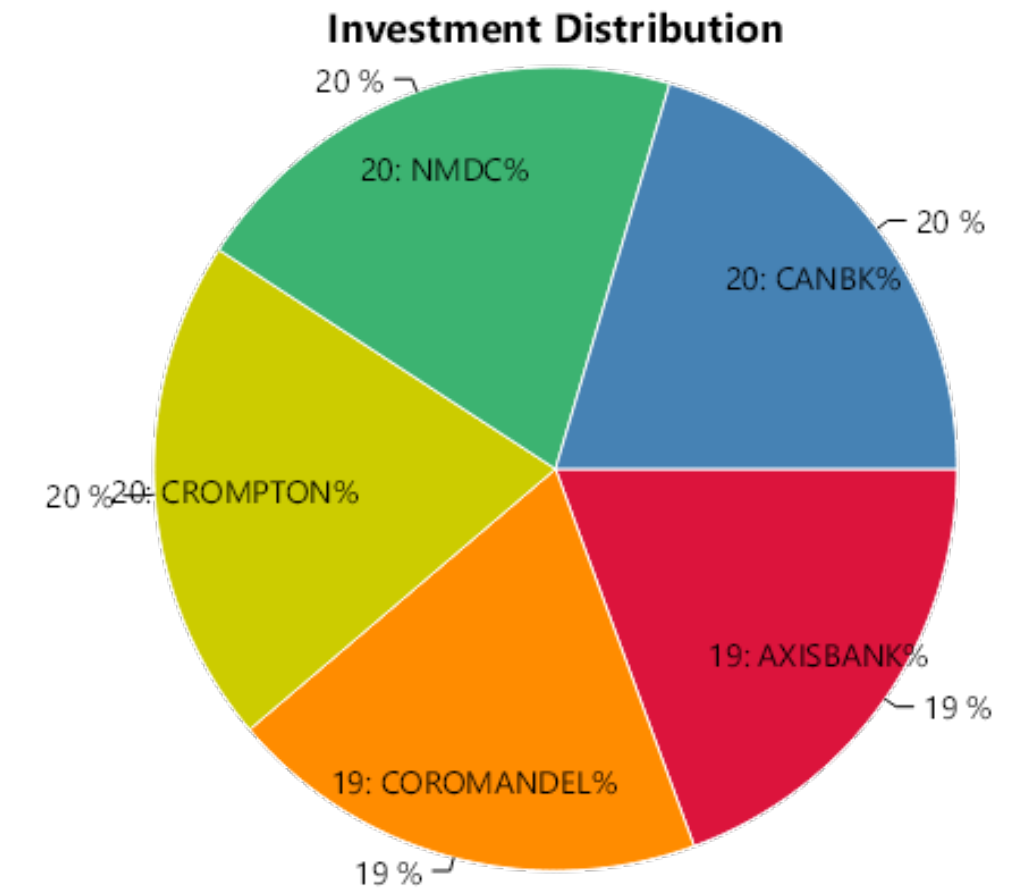
** Includes unrealized gains for open stocks, if any.

STOCK WISE PERFORMANCE SUMMARY

Sr No.	Stock Name	Status	Amount Invested*	Sale Proceeds*	Profit/(Loss)**	%Return
1	AXISBANK	Profit	69589.66	73203.70	3614.04	5.19%
2	COROMANDEL	Profit	70339.02	73743.53	3404.51	4.84%
3	CROMPTON	Profit	70789.12	74110.29	3321.17	4.69%
4	NMDC	Profit	70606.94	73771.52	3164.58	4.48%
5	CANBK	Open	70444.79	88526.70	18081.91	25.67%
6	CMSINFO	Out of range	0.00	0.00	0.00	0%
Total			351769.53	383355.74	31586.21	8.98%

OVERALL PERFORMANCE SUMMARY

Amount Invested	Sale Proceeds	Profit/(Loss)	%Return
351769.53	383355.74	31586.21	8.98%



* We have considered the market value for open stocks as on the previous day prior to the report for open stocks.

** Includes unrealized gains for open stocks, if any.

STOCK WISE PERFORMANCE SUMMARY

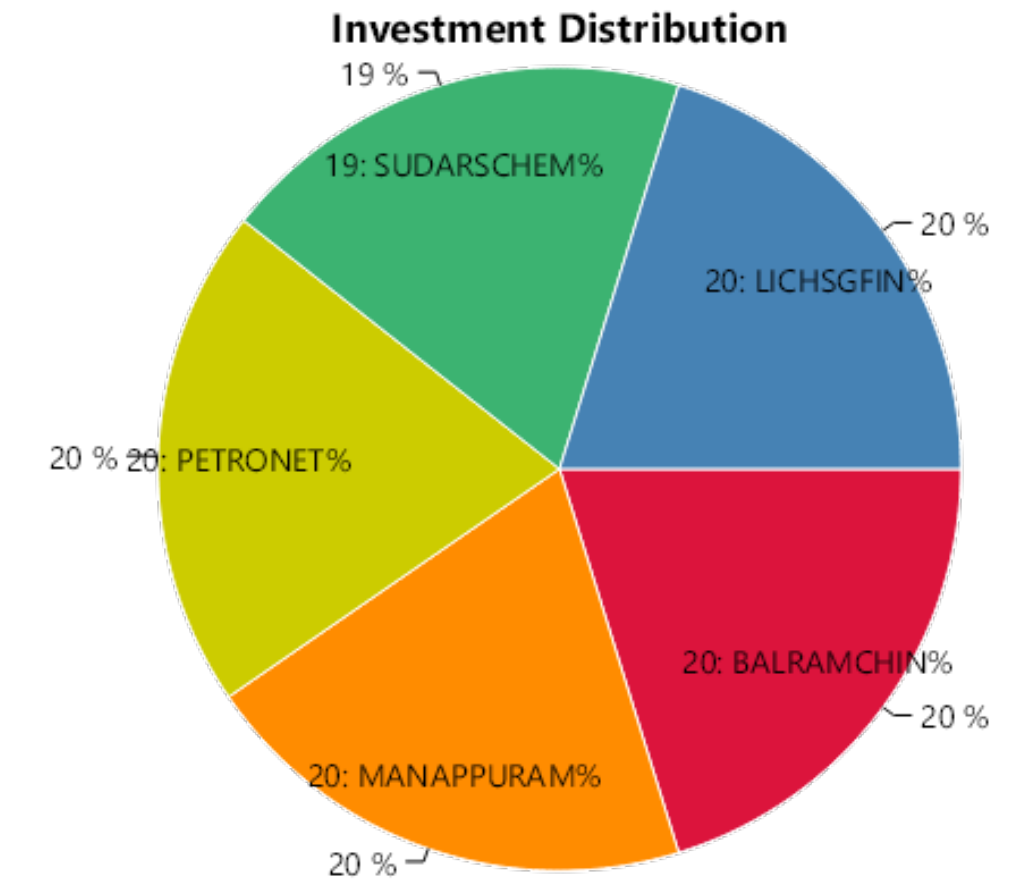
Sr No.	Stock Name	Status	Amount Invested*	Sale Proceeds*	Profit/(Loss)**	%Return
1	BALRAMCHIN	Profit	70716.24	73297.48	2581.24	3.65%
2	MANAPPURAM	Profit	70806.42	73601.38	2794.96	3.95%
3	PETRONET	Profit	70843.55	73820.70	2977.15	4.20%
4	SUDARSCHEM	Profit	70095.63	73316.10	3220.47	4.59%
5	CMSINFO	Out of range	0.00	0.00	0.00	0%
6	LICHSGFIN	Loss	70733.97	55821.86	-14912.11	-21.08%
Total			353195.81	349857.52	-3338.29	-0.95%

OVERALL PERFORMANCE SUMMARY

Amount Invested	Sale Proceeds	Profit/(Loss)	%Return
353195.81	349857.52	-3338.29	-0.95%

* We have considered the market value for open stocks as on the previous day prior to the report for open stocks.

** Includes unrealized gains for open stocks, if any.



STOCK WISE PERFORMANCE SUMMARY

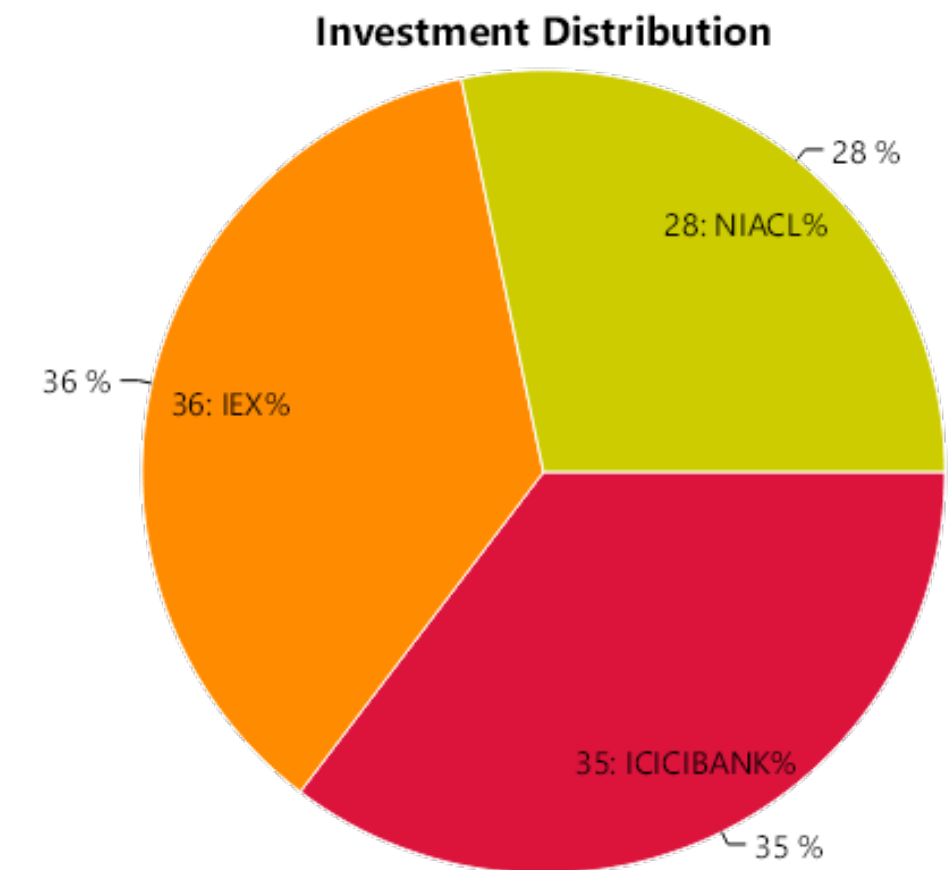
Sr No.	Stock Name	Status	Amount Invested*	Sale Proceeds*	Profit/(Loss)**	%Return
1	ICICIBANK	Profit	58238.36	63273.00	5034.64	8.64%
2	IEX	Profit	60152.47	63746.93	3594.46	5.98%
3	NIACL	Profit	47434.31	47820.33	386.02	0.81%
4	BALRAMCHIN	Out of range	0.00	0.00	0.00	0%
5	NHPC	Out of range	0.00	0.00	0.00	0%
6	ONGC	Out of range	0.00	0.00	0.00	0%
7	POWERGRID	Out of range	0.00	0.00	0.00	0%
Total			165825.14	174840.26	9015.12	5.44%

OVERALL PERFORMANCE SUMMARY

Amount Invested	Sale Proceeds	Profit/(Loss)	%Return
165825.14	174840.26	9015.12	5.44%

* We have considered the market value for open stocks as on the previous day prior to the report for open stocks.

** Includes unrealized gains for open stocks, if any.

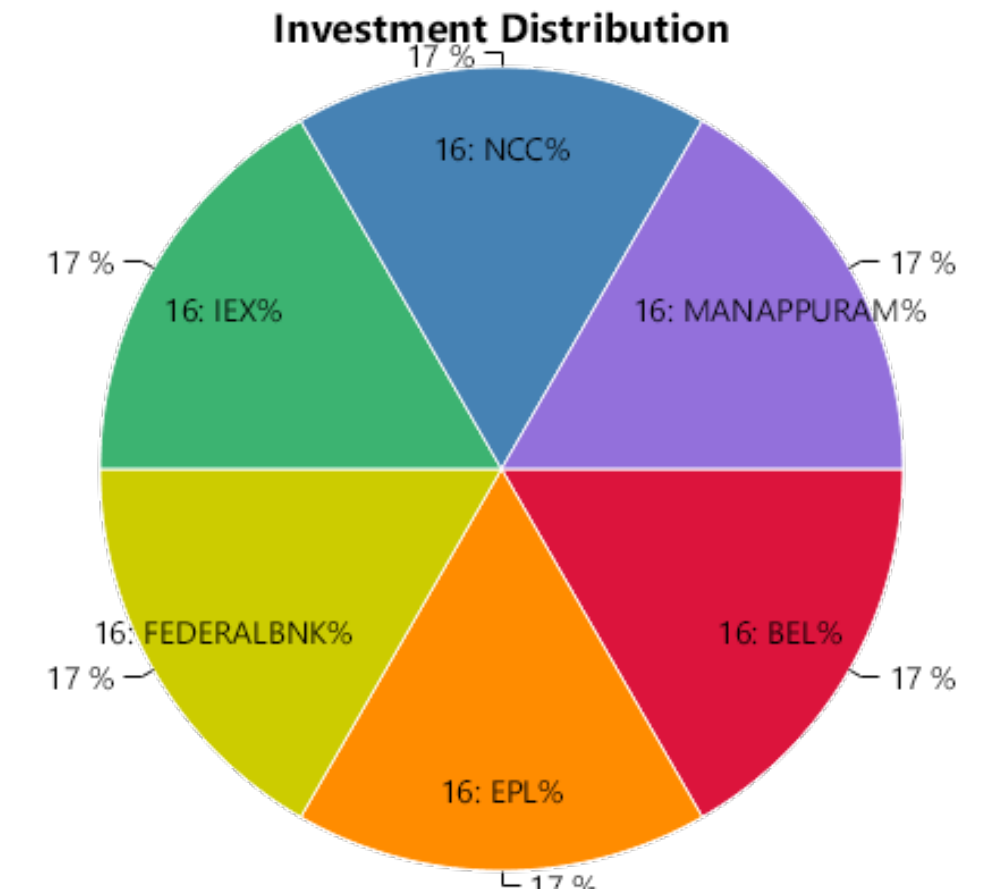


STOCK WISE PERFORMANCE SUMMARY

Sr No.	Stock Name	Status	Amount Invested*	Sale Proceeds*	Profit/(Loss)**	%Return
1	BEL	Profit	75274.90	79321.36	4046.46	5.38%
2	EPL	Profit	75576.92	79954.50	4377.58	5.79%
3	FEDERALBNK	Profit	75287.04	79220.25	3933.21	5.22%
4	IEX	Profit	76057.35	79433.55	3376.20	4.44%
5	NCC	Open	76057.75	36798.65	-39259.10	-51.62%
6	UTIAMC	Out of range	0.00	0.00	0.00	0%
7	MANAPPURAM	Loss	74676.79	60069.40	-14607.39	-19.56%
Total			452930.75	414797.71	-38133.04	-8.42%

OVERALL PERFORMANCE SUMMARY

Amount Invested	Sale Proceeds	Profit/(Loss)	%Return
452930.75	414797.71	-38133.04	-8.42%



* We have considered the market value for open stocks as on the previous day prior to the report for open stocks.

** Includes unrealized gains for open stocks, if any.

Contact Details

 LKP Securities Ltd, SPIP Division

 91 22 66351336 / 91 22 66351337  spip@lkpsec.com

 Registered Office: 203, Embassy Centre, Nariman Point, Mumbai - 400021.

 Registered Office: 2nd Floor, Gala Impecca, Andheri Kurla Road, Near Hotel Courtyard Marriott, Chakala, Andheri (East), Mumbai-400059.

Compliance & Grievance Officer

 Mr. Ritesh Tiwari

 022-6635 1234

 ho_compliance@lkpsec.com

Disclaimer & Disclosure : LKP Securities Ltd. (CIN-U67120MH1994PLC080039, www.Lkpsec.com) and its affiliates are a full- fledged, brokerage and financing group. LKP Securities Ltd is a SEBI registered Research Analyst with registration number INH000001758. LKP is a corporate trading member of Bombay Stock Exchange Limited (BSE), National Stock Exchange of India Limited (NSE) and Metropolitan Stock Exchange of India Limited (MSEI). LKP along with its subsidiaries offers the most comprehensive avenues for investments and is engaged in the businesses including stock broking (Institutional and retail), merchant banking, commodity broking, depository participant rendered in connection with distribution of primary market issues and financial products like mutual funds etc.

LKP offers research services to clients. The analyst for this report certifies that all of the views expressed in this report accurately reflect his or her personal views about the subject company or companies and its or their securities, and no part of his or her compensation was, is or will be, directly or indirectly related to specific recommendations or views expressed in this report.

Further, the information in the document has been printed on the basis of publicly available information; internal data and other sources believed to be true and are for general guidance only but which may have not been verified independently. While every effort is made to ensure the accuracy and completeness of information contained, the company takes no responsibility and assumes no liability for any error/ omission or accuracy of the information. Recipients of this material should rely on their own judgments and conclusions from relevant sources before making any investment. The investments discussed or recommended in this report may not be suitable for all investors. Opinion expressed is the current opinion as of the date appearing on the material only. Value of the investments referred to in this material are subject to volatility. Past performance is not a guide for future performance. Investment in securities market are subject to market risks. Read all the related documents carefully before investing. Registration granted by SEBI and certification from NISM in no way guarantee performance of the intermediary or provide any assurance of returns to investors. These securities quoted are for illustration only and are not recommendatory.

Mr. S. Ranganathan (Advisor) - SEBI Registration No-INH2200252399,
Mr. Kunal Bothra (Research Analyst) - SEBI Registered No. INH000005263



THANK YOU