

SPIP Performance Report 2024-2025

Client Name : MUKUND MADHUKAR VAIDYA

Client Code : RA000410

Date : 23/12/2025



Sr No.	Month	Amount Invested	Sale Proceeds*	Profit/(Loss)**	%Return
1	May-2024	127232.42	128698.06	1465.64	1.15%
2	Jun-2024	149307.32	147719.11	-1588.21	-1.06%
3	Jul-2024	105226.67	104071.50	-1155.17	-1.10%
4	Aug-2024	143041.52	125494.23	-17547.29	-12.27%
5	Nov-2024	96141.05	92250.91	-3890.14	-4.05%

* We have considered the market value for open stocks as on the previous day prior to the report for open stocks.

** Includes unrealized gains for open stocks, if any.

STOCK WISE PERFORMANCE SUMMARY

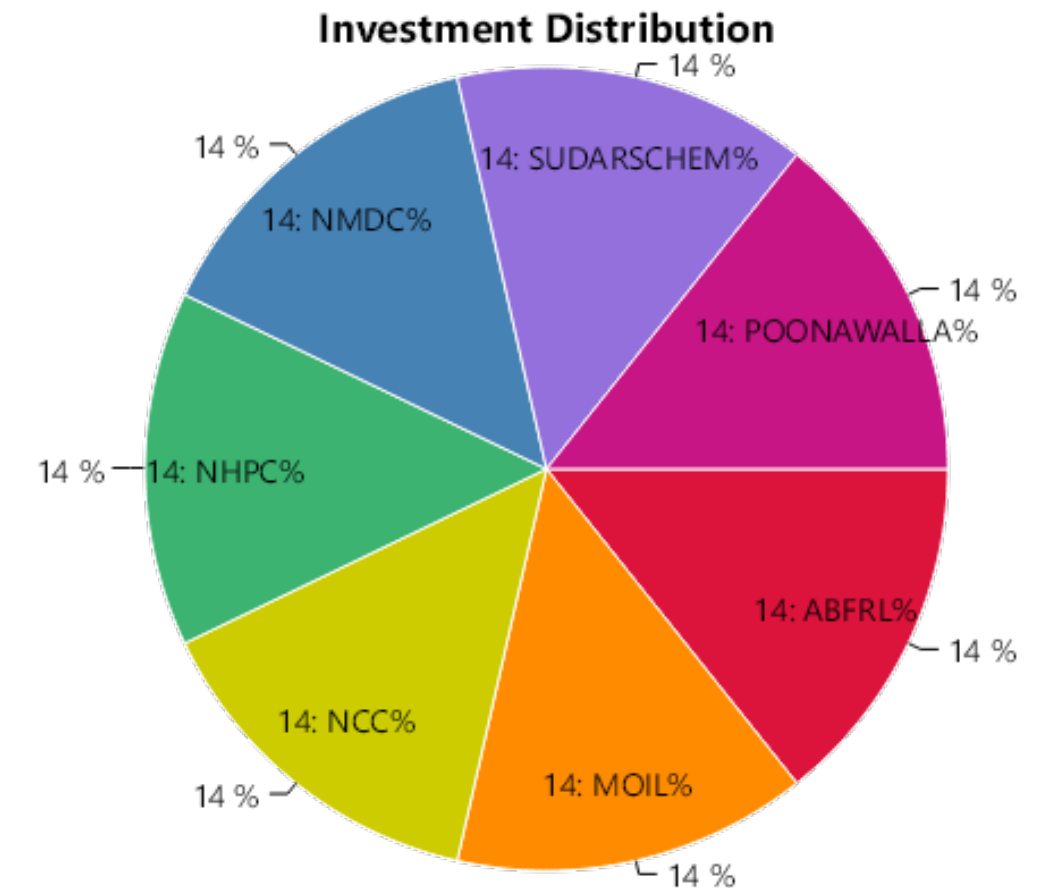
Sr No.	Stock Name	Status	Amount Invested*	Sale Proceeds*	Profit/(Loss)**	%Return
1	ABFRL	Profit	18120.65	18708.92	588.27	3.25%
2	MOIL	Profit	18084.99	18709.77	624.78	3.45%
3	NCC	Profit	18215.00	18878.49	663.49	3.64%
4	NHPC	Profit	18321.85	18917.96	596.11	3.25%
5	NMDC	Profit	18212.44	18940.85	728.41	4.00%
6	SUDARSCHEM	Profit	18024.71	20306.78	2282.07	12.66%
7	POONAWALLA	Loss	18252.78	14235.29	-4017.49	-22.01%
Total			127232.42	128698.06	1465.64	1.15%

OVERALL PERFORMANCE SUMMARY

Amount Invested	Sale Proceeds	Profit/(Loss)	%Return
127232.42	128698.06	1465.64	1.15%

* We have considered the market value for open stocks as on the previous day prior to the report for open stocks.

** Includes unrealized gains for open stocks, if any.



STOCK WISE PERFORMANCE SUMMARY

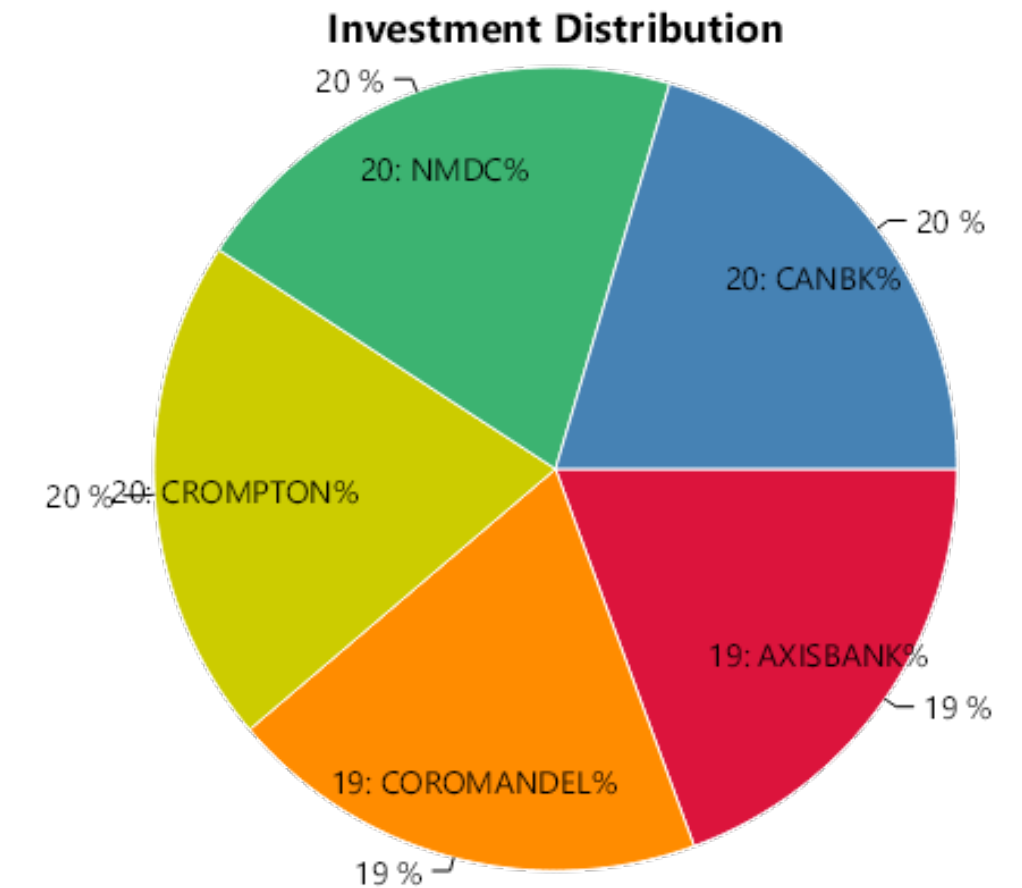
Sr No.	Stock Name	Status	Amount Invested*	Sale Proceeds*	Profit/(Loss)**	%Return
1	AXISBANK	Profit	29588.85	30982.42	1393.57	4.71%
2	COROMANDEL	Profit	29643.80	30874.95	1231.15	4.15%
3	CROMPTON	Profit	30036.95	31232.66	1195.71	3.98%
4	NMDC	Profit	30034.44	31236.05	1201.61	4.00%
5	CMSINFO	Out of range	0.00	0.00	0.00	0%
6	CANBK	Loss	30003.28	23393.03	-6610.25	-22.03%
Total			149307.32	147719.11	-1588.21	-1.06%

OVERALL PERFORMANCE SUMMARY

Amount Invested	Sale Proceeds	Profit/(Loss)	%Return
149307.32	147719.11	-1588.21	-1.06%

* We have considered the market value for open stocks as on the previous day prior to the report for open stocks.

** Includes unrealized gains for open stocks, if any.



STOCK WISE PERFORMANCE SUMMARY

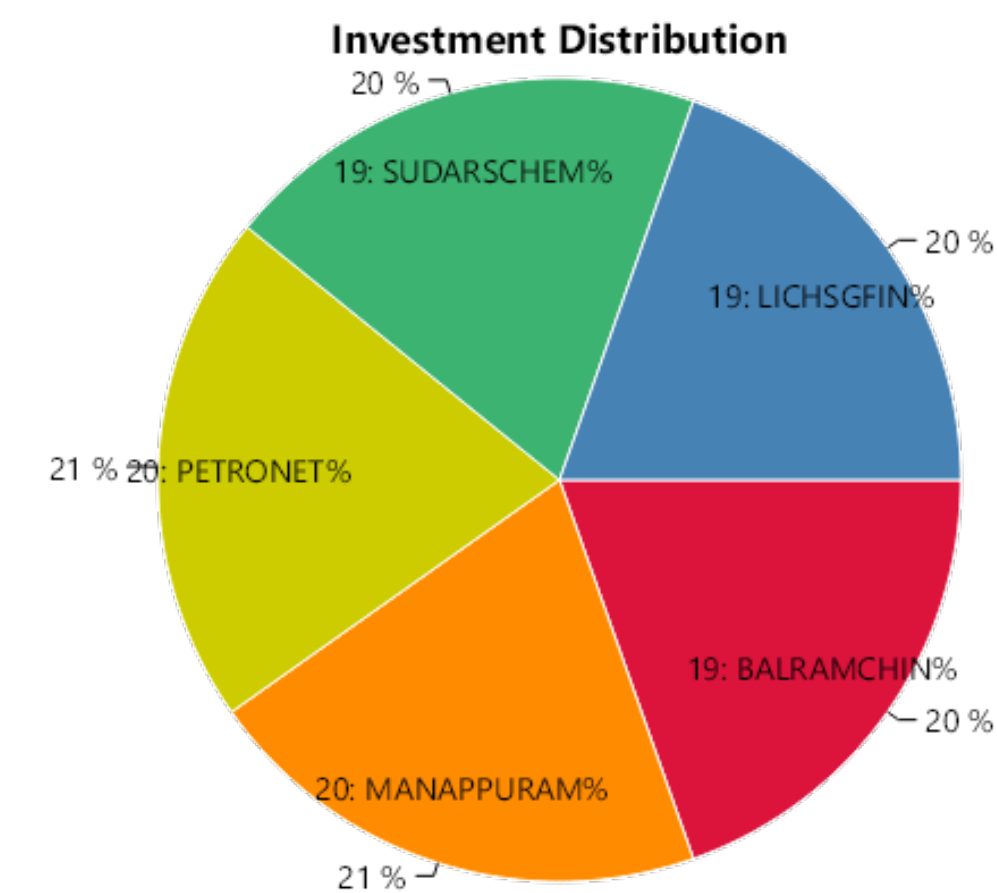
Sr No.	Stock Name	Status	Amount Invested*	Sale Proceeds*	Profit/(Loss)**	%Return
1	BALRAMCHIN	Profit	20977.99	21692.10	714.11	3.40%
2	MANAPPURAM	Profit	21308.89	22098.26	789.37	3.70%
3	PETRONET	Profit	21076.89	21911.26	834.37	3.96%
4	SUDARSCHEM	Profit	20939.89	21897.15	957.26	4.57%
5	CMSINFO	Out of range	0.00	0.00	0.00	0%
6	LICHSGFIN	Loss	20923.01	16472.73	-4450.28	-21.27%
Total			105226.67	104071.50	-1155.17	-1.10%

OVERALL PERFORMANCE SUMMARY

Amount Invested	Sale Proceeds	Profit/(Loss)	%Return
105226.67	104071.50	-1155.17	-1.10%

* We have considered the market value for open stocks as on the previous day prior to the report for open stocks.

** Includes unrealized gains for open stocks, if any.

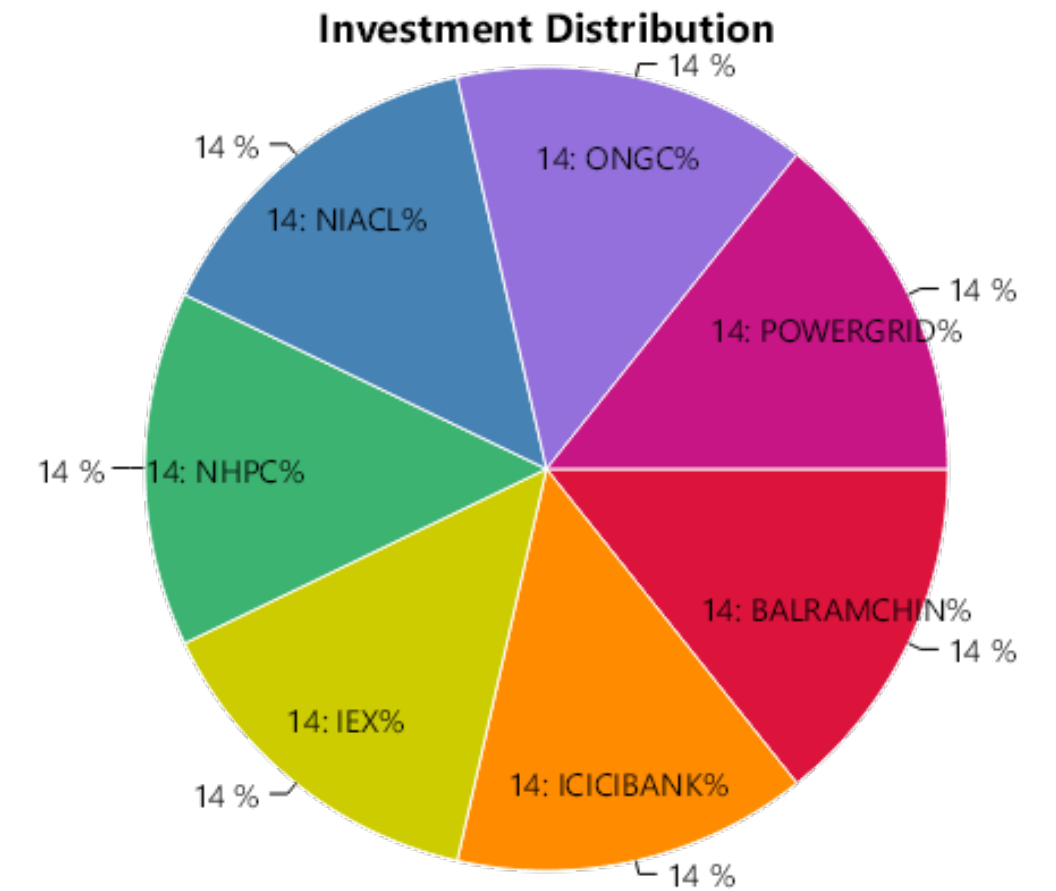


STOCK WISE PERFORMANCE SUMMARY

Sr No.	Stock Name	Status	Amount Invested*	Sale Proceeds*	Profit/(Loss)**	%Return
1	BALRAMCHIN	Profit	20694.18	21872.48	1178.30	5.69%
2	ICICIBANK	Profit	20136.11	21491.40	1355.29	6.73%
3	IEX	Profit	20964.27	22047.83	1083.56	5.17%
4	NHPC	Open	20497.74	15689.34	-4808.40	-23.46%
5	NIACL	Open	20148.55	11356.78	-8791.77	-43.63%
6	ONGC	Loss	20239.54	16553.88	-3685.66	-18.21%
7	POWERGRID	Loss	20361.13	16482.52	-3878.61	-19.05%
Total			143041.52	125494.23	-17547.29	-12.27%

OVERALL PERFORMANCE SUMMARY

Amount Invested	Sale Proceeds	Profit/(Loss)	%Return
143041.52	125494.23	-17547.29	-12.27%



* We have considered the market value for open stocks as on the previous day prior to the report for open stocks.

** Includes unrealized gains for open stocks, if any.

STOCK WISE PERFORMANCE SUMMARY

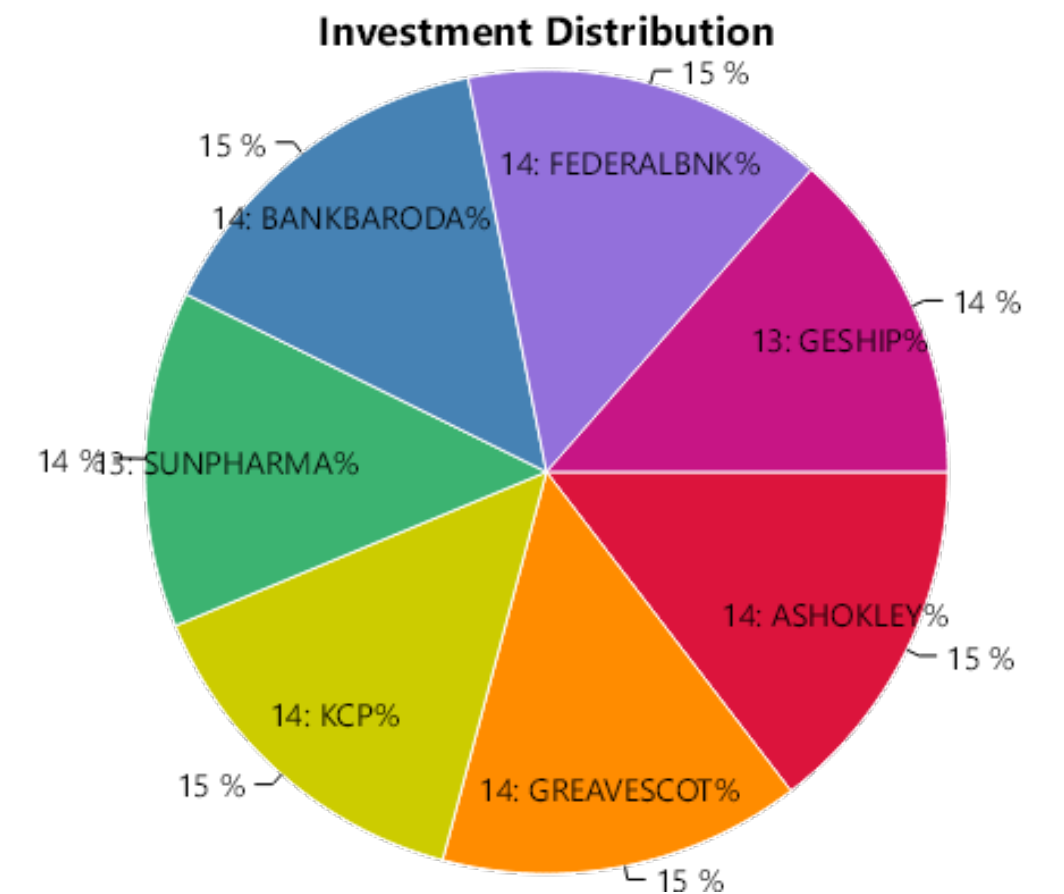
Sr No.	Stock Name	Status	Amount Invested*	Sale Proceeds*	Profit/(Loss)**	%Return
1	ASHOKLEY	Profit	14154.21	14768.18	613.97	4.34%
2	GREAVESCOT	Profit	14028.18	14717.27	689.09	4.91%
3	KCP	Profit	13962.00	14812.07	850.07	6.09%
4	SUNPHARMA	Profit	12686.94	12808.53	121.59	0.96%
5	BANKBARODA	Loss	14042.05	11295.90	-2746.15	-19.56%
6	FEDERALBNK	Loss	14005.96	13310.36	-695.60	-4.97%
7	GESHIP	Loss	13261.71	10538.60	-2723.11	-20.53%
Total			96141.05	92250.91	-3890.14	-4.05%

OVERALL PERFORMANCE SUMMARY

Amount Invested	Sale Proceeds	Profit/(Loss)	%Return
96141.05	92250.91	-3890.14	-4.05%

* We have considered the market value for open stocks as on the previous day prior to the report for open stocks.

** Includes unrealized gains for open stocks, if any.



Contact Details

 LKP Securities Ltd, SPIP Division

 91 22 66351336 / 91 22 66351337  spip@lkpsec.com

 Registered Office: 203, Embassy Centre, Nariman Point, Mumbai - 400021.

 Registered Office: 2nd Floor, Gala Impecca, Andheri Kurla Road, Near Hotel Courtyard Marriott, Chakala, Andheri (East), Mumbai-400059.

Compliance & Grievance Officer

 Mr. Ritesh Tiwari

 022-6635 1234

 ho_compliance@lkpsec.com

Disclaimer & Disclosure : LKP Securities Ltd. (CIN-U67120MH1994PLC080039, www.Lkpsec.com) and its affiliates are a full- fledged, brokerage and financing group. LKP Securities Ltd is a SEBI registered Research Analyst with registration number INH000001758. LKP is a corporate trading member of Bombay Stock Exchange Limited (BSE), National Stock Exchange of India Limited (NSE) and Metropolitan Stock Exchange of India Limited (MSEI). LKP along with its subsidiaries offers the most comprehensive avenues for investments and is engaged in the businesses including stock broking (Institutional and retail), merchant banking, commodity broking, depository participant rendered in connection with distribution of primary market issues and financial products like mutual funds etc.

LKP offers research services to clients. The analyst for this report certifies that all of the views expressed in this report accurately reflect his or her personal views about the subject company or companies and its or their securities, and no part of his or her compensation was, is or will be, directly or indirectly related to specific recommendations or views expressed in this report.

Further, the information in the document has been printed on the basis of publicly available information; internal data and other sources believed to be true and are for general guidance only but which may have not been verified independently. While every effort is made to ensure the accuracy and completeness of information contained, the company takes no responsibility and assumes no liability for any error/ omission or accuracy of the information. Recipients of this material should rely on their own judgments and conclusions from relevant sources before making any investment. The investments discussed or recommended in this report may not be suitable for all investors. Opinion expressed is the current opinion as of the date appearing on the material only. Value of the investments referred to in this material are subject to volatility. Past performance is not a guide for future performance. Investment in securities market are subject to market risks. Read all the related documents carefully before investing. Registration granted by SEBI and certification from NISM in no way guarantee performance of the intermediary or provide any assurance of returns to investors. These securities quoted are for illustration only and are not recommendatory.

Mr. S. Ranganathan (Advisor) - SEBI Registration No-INH2200252399,
Mr. Kunal Bothra (Research Analyst) - SEBI Registered No. INH000005263

THANK YOU