

SPIP Performance Report 2024-2025

Client Name : ARVIND TULSHIRAMJI MEHARE

Client Code : RA000462

Date : 23/12/2025



Sr No.	Month	Amount Invested	Sale Proceeds*	Profit/(Loss)**	%Return
1	May-2024	122989.39	124620.88	1631.49	1.33%
2	Jun-2024	100623.95	99776.25	-847.70	-0.84%
3	Jul-2024	87853.48	87000.18	-853.30	-0.97%
4	Aug-2024	118713.58	109229.31	-9484.27	-7.99%
5	Sep-2024	207139.68	191898.40	-15241.28	-7.36%
6	Oct-2024	195835.81	189543.40	-6292.41	-3.21%

* We have considered the market value for open stocks as on the previous day prior to the report for open stocks.

** Includes unrealized gains for open stocks, if any.

STOCK WISE PERFORMANCE SUMMARY

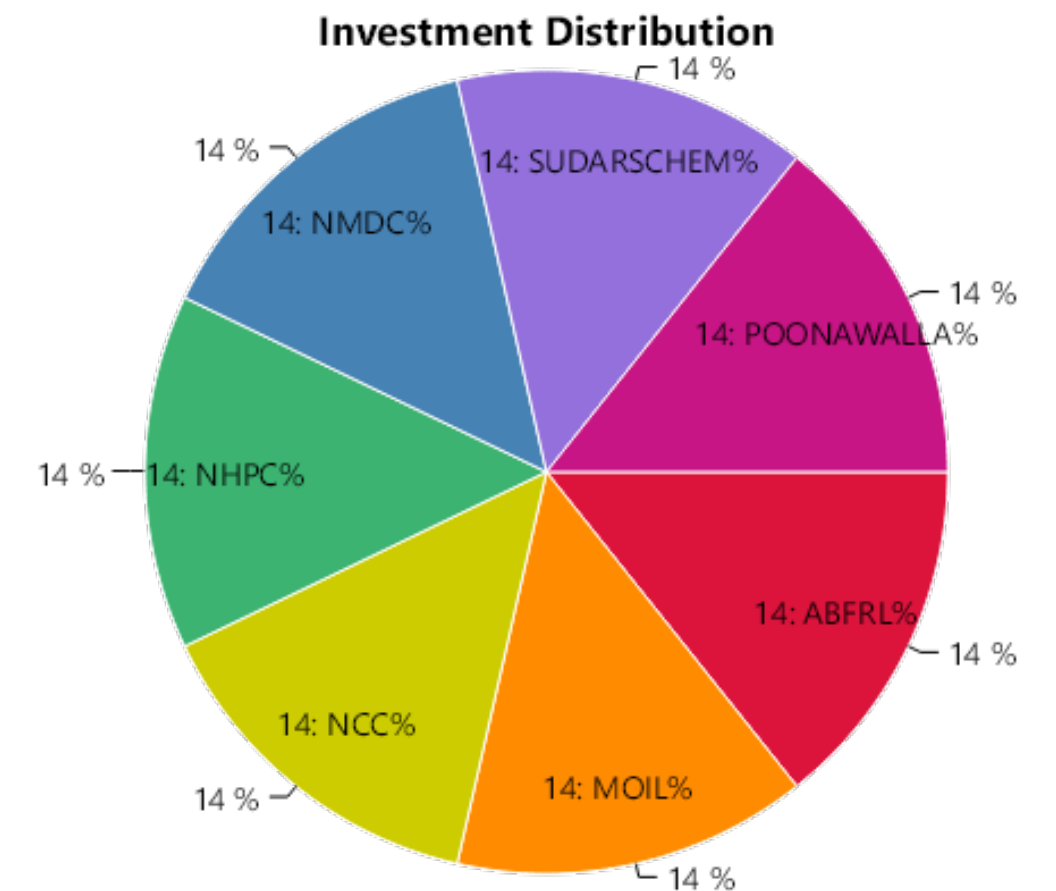
Sr No.	Stock Name	Status	Amount Invested*	Sale Proceeds*	Profit/(Loss)**	%Return
1	ABFRL	Profit	17606.07	18195.91	589.84	3.35%
2	MOIL	Profit	17600.35	18264.11	663.76	3.77%
3	NCC	Profit	17692.13	18383.53	691.40	3.91%
4	NHPC	Profit	17693.62	18312.89	619.27	3.50%
5	NMDC	Profit	17405.36	18114.20	708.84	4.07%
6	SUDARSCHEM	Profit	17253.33	19483.50	2230.17	12.93%
7	POONAWALLA	Loss	17738.53	13866.74	-3871.79	-21.83%
Total			122989.39	124620.88	1631.49	1.33%

OVERALL PERFORMANCE SUMMARY

Amount Invested	Sale Proceeds	Profit/(Loss)	%Return
122989.39	124620.88	1631.49	1.33%

* We have considered the market value for open stocks as on the previous day prior to the report for open stocks.

** Includes unrealized gains for open stocks, if any.

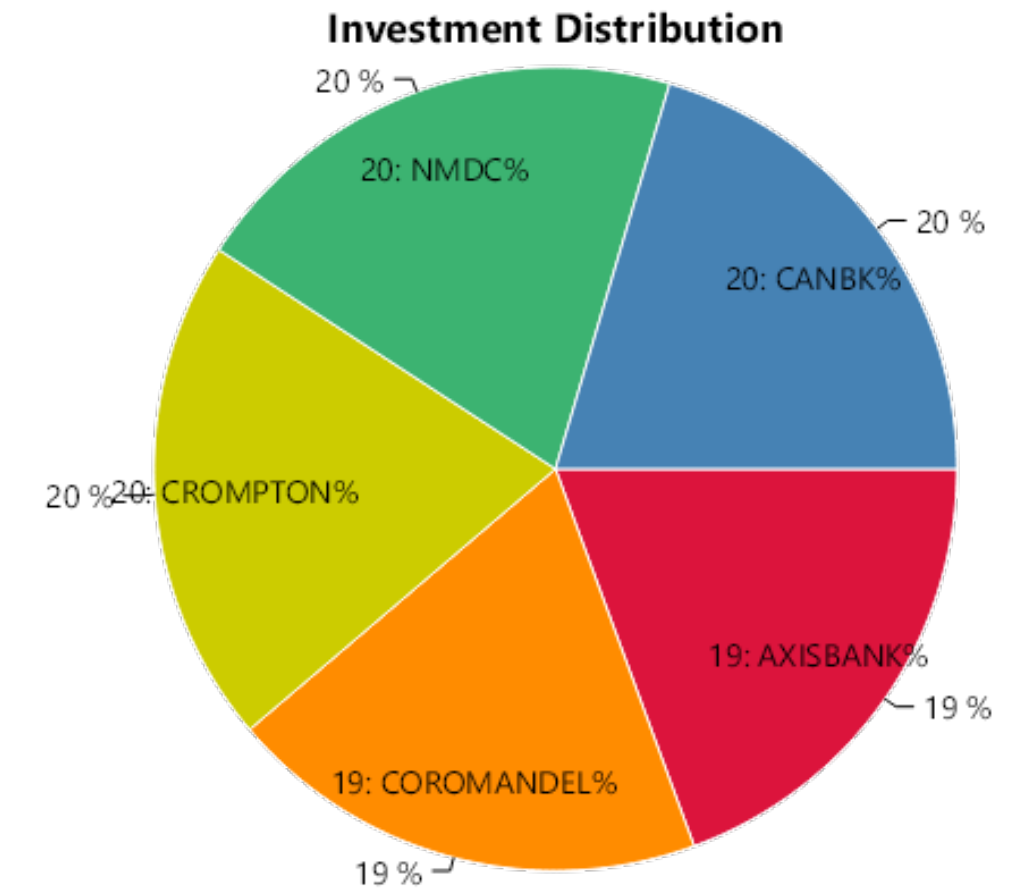


STOCK WISE PERFORMANCE SUMMARY

Sr No.	Stock Name	Status	Amount Invested*	Sale Proceeds*	Profit/(Loss)**	%Return
1	AXISBANK	Profit	20097.08	21093.20	996.12	4.96%
2	COROMANDEL	Profit	19740.32	20607.36	867.04	4.39%
3	CROMPTON	Profit	20271.70	21128.12	856.42	4.22%
4	NMDC	Profit	20256.15	21115.94	859.79	4.24%
5	CMSINFO	Out of range	0.00	0.00	0.00	0%
6	CANBK	Loss	20258.70	15831.63	-4427.07	-21.85%
Total			100623.95	99776.25	-847.70	-0.84%

OVERALL PERFORMANCE SUMMARY

Amount Invested	Sale Proceeds	Profit/(Loss)	%Return
100623.95	99776.25	-847.70	-0.84%



* We have considered the market value for open stocks as on the previous day prior to the report for open stocks.

** Includes unrealized gains for open stocks, if any.

STOCK WISE PERFORMANCE SUMMARY

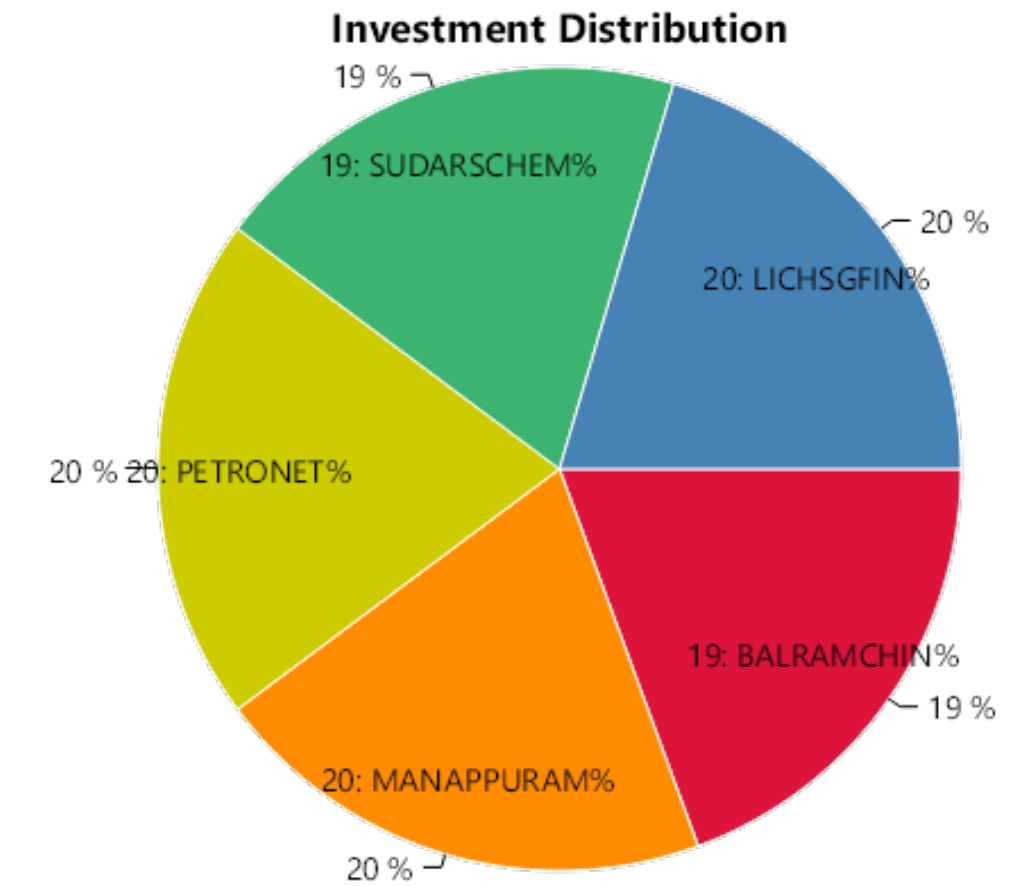
Sr No.	Stock Name	Status	Amount Invested*	Sale Proceeds*	Profit/(Loss)**	%Return
1	BALRAMCHIN	Profit	17460.70	18098.32	637.62	3.65%
2	MANAPPURAM	Profit	17701.72	18400.84	699.12	3.95%
3	PETRONET	Profit	17711.01	18454.67	743.66	4.20%
4	SUDARSCHEM	Profit	17296.44	18090.87	794.43	4.59%
5	CMSINFO	Out of range	0.00	0.00	0.00	0%
6	LICHSGFIN	Loss	17683.61	13955.48	-3728.13	-21.08%
Total			87853.48	87000.18	-853.30	-0.97%

OVERALL PERFORMANCE SUMMARY

Amount Invested	Sale Proceeds	Profit/(Loss)	%Return
87853.48	87000.18	-853.30	-0.97%

* We have considered the market value for open stocks as on the previous day prior to the report for open stocks.

** Includes unrealized gains for open stocks, if any.



STOCK WISE PERFORMANCE SUMMARY

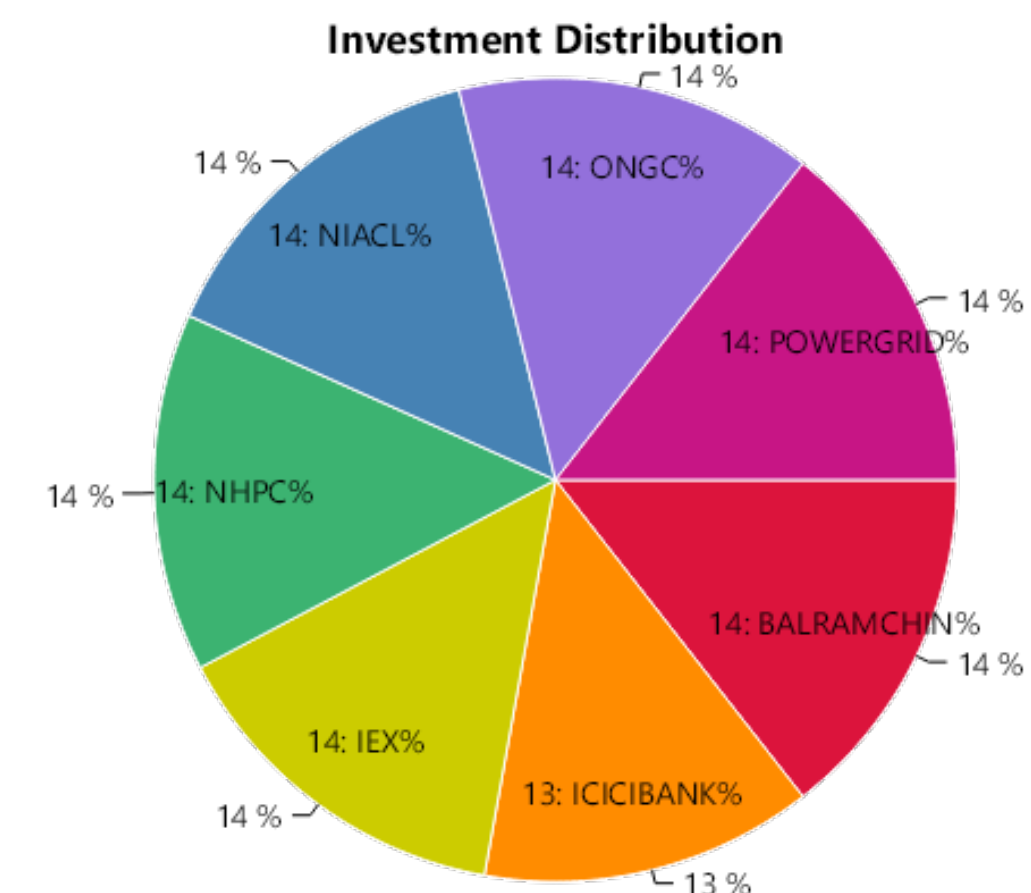
Sr No.	Stock Name	Status	Amount Invested*	Sale Proceeds*	Profit/(Loss)**	%Return
1	BALRAMCHIN	Profit	17325.04	18333.93	1008.89	5.82%
2	ICICIBANK	Profit	16564.81	17716.44	1151.63	6.95%
3	IEX	Profit	17416.80	18361.20	944.40	5.42%
4	NHPC	Loss	17028.02	13729.77	-3298.25	-19.37%
5	NIACL	Loss	16861.68	13745.92	-3115.76	-18.48%
6	ONGC	Loss	16686.24	13684.84	-3001.40	-17.99%
7	POWERGRID	Loss	16830.99	13657.21	-3173.78	-18.86%
	Total		118713.58	109229.31	-9484.27	-7.99%

OVERALL PERFORMANCE SUMMARY

Amount Invested	Sale Proceeds	Profit/(Loss)	%Return
118713.58	109229.31	-9484.27	-7.99%

* We have considered the market value for open stocks as on the previous day prior to the report for open stocks.

** Includes unrealized gains for open stocks, if any.

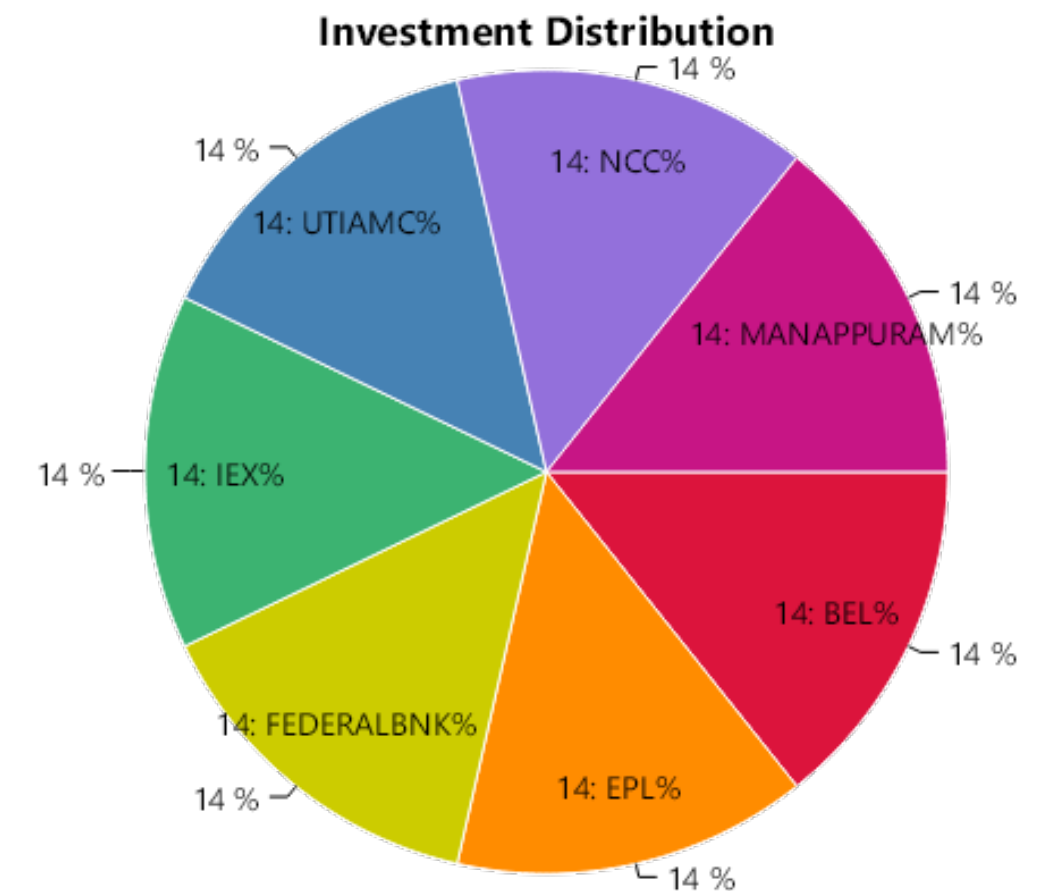


STOCK WISE PERFORMANCE SUMMARY

Sr No.	Stock Name	Status	Amount Invested*	Sale Proceeds*	Profit/(Loss)**	%Return
1	BEL	Profit	29694.91	30985.77	1290.86	4.35%
2	EPL	Profit	29587.70	30919.59	1331.89	4.50%
3	FEDERALBNK	Profit	29730.64	30945.27	1214.63	4.09%
4	IEX	Profit	29768.55	30998.68	1230.13	4.13%
5	UTIAMC	Profit	29152.60	30414.00	1261.40	4.33%
6	NCC	Open	29451.81	14249.69	-15202.12	-51.62%
7	MANAPPURAM	Loss	29753.47	23385.40	-6368.07	-21.40%
Total			207139.68	191898.40	-15241.28	-7.36%

OVERALL PERFORMANCE SUMMARY

Amount Invested	Sale Proceeds	Profit/(Loss)	%Return
207139.68	191898.40	-15241.28	-7.36%



* We have considered the market value for open stocks as on the previous day prior to the report for open stocks.

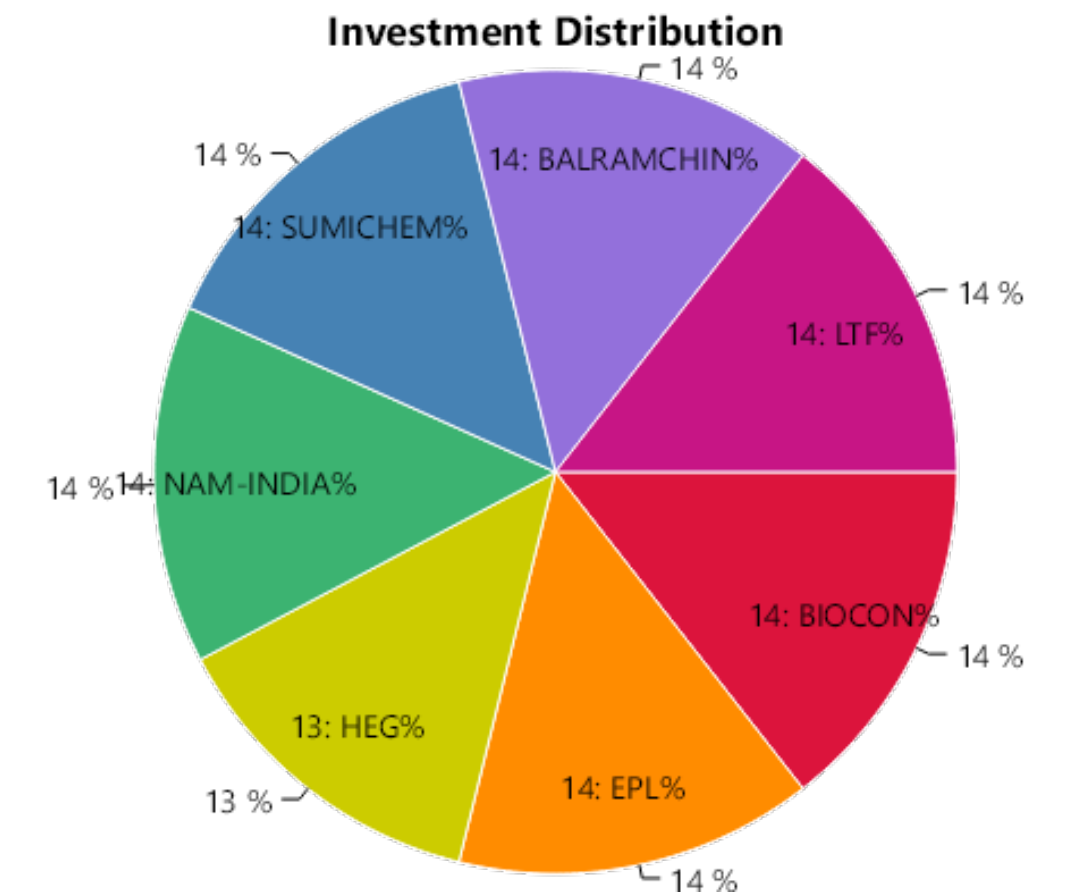
** Includes unrealized gains for open stocks, if any.

STOCK WISE PERFORMANCE SUMMARY

Sr No.	Stock Name	Status	Amount Invested*	Sale Proceeds*	Profit/(Loss)**	%Return
1	BIOCON	Profit	28120.96	29238.30	1117.34	3.97%
2	EPL	Profit	28196.70	29143.02	946.32	3.36%
3	HEG	Profit	26673.24	27818.23	1144.99	4.29%
4	NAM-INDIA	Profit	28069.86	29191.81	1121.95	4.00%
5	SUMICHEM	Profit	28361.61	29463.78	1102.17	3.89%
6	BALRAMCHIN	Loss	28232.89	22289.14	-5943.75	-21.05%
7	LTF	Loss	28180.55	22399.12	-5781.43	-20.52%
Total			195835.81	189543.40	-6292.41	-3.21%

OVERALL PERFORMANCE SUMMARY

Amount Invested	Sale Proceeds	Profit/(Loss)	%Return
195835.81	189543.40	-6292.41	-3.21%



* We have considered the market value for open stocks as on the previous day prior to the report for open stocks.

** Includes unrealized gains for open stocks, if any.

Contact Details

 LKP Securities Ltd, SPIP Division

 91 22 66351336 / 91 22 66351337  spip@lkpsec.com

 Registered Office: 203, Embassy Centre, Nariman Point, Mumbai - 400021.

 Registered Office: 2nd Floor, Gala Impecca, Andheri Kurla Road, Near Hotel Courtyard Marriott, Chakala, Andheri (East), Mumbai-400059.

Compliance & Grievance Officer

 Mr. Ritesh Tiwari

 022-6635 1234

 ho_compliance@lkpsec.com

Disclaimer & Disclosure : LKP Securities Ltd. (CIN-U67120MH1994PLC080039, www.Lkpsec.com) and its affiliates are a full- fledged, brokerage and financing group. LKP Securities Ltd is a SEBI registered Research Analyst with registration number INH000001758. LKP is a corporate trading member of Bombay Stock Exchange Limited (BSE), National Stock Exchange of India Limited (NSE) and Metropolitan Stock Exchange of India Limited (MSEI). LKP along with its subsidiaries offers the most comprehensive avenues for investments and is engaged in the businesses including stock broking (Institutional and retail), merchant banking, commodity broking, depository participant rendered in connection with distribution of primary market issues and financial products like mutual funds etc.

LKP offers research services to clients. The analyst for this report certifies that all of the views expressed in this report accurately reflect his or her personal views about the subject company or companies and its or their securities, and no part of his or her compensation was, is or will be, directly or indirectly related to specific recommendations or views expressed in this report.

Further, the information in the document has been printed on the basis of publicly available information; internal data and other sources believed to be true and are for general guidance only but which may have not been verified independently. While every effort is made to ensure the accuracy and completeness of information contained, the company takes no responsibility and assumes no liability for any error/ omission or accuracy of the information. Recipients of this material should rely on their own judgments and conclusions from relevant sources before making any investment. The investments discussed or recommended in this report may not be suitable for all investors. Opinion expressed is the current opinion as of the date appearing on the material only. Value of the investments referred to in this material are subject to volatility. Past performance is not a guide for future performance. Investment in securities market are subject to market risks. Read all the related documents carefully before investing. Registration granted by SEBI and certification from NISM in no way guarantee performance of the intermediary or provide any assurance of returns to investors. These securities quoted are for illustration only and are not recommendatory.

Mr. S. Ranganathan (Advisor) - SEBI Registration No-INH2200252399,
Mr. Kunal Bothra (Research Analyst) - SEBI Registered No. INH000005263



THANK YOU