

SPIP Performance Report 2024-2025

Client Name : VIPIN SITARAM KHUTETA HUF

Client Code : RA000474

Date : 23/12/2025



Sr No.	Month	Amount Invested	Sale Proceeds*	Profit/(Loss)**	%Return
1	Apr-2024	94805.80	99394.16	4588.36	4.84%
2	May-2024	210949.87	217719.58	6769.71	3.21%
3	Jun-2024	214578.14	211425.20	-3152.94	-1.47%
4	Jul-2024	201669.82	199195.46	-2474.36	-1.23%
5	Aug-2024	147519.92	136705.33	-10814.59	-7.33%
6	Sep-2024	69489.45	68839.34	-650.11	-0.94%

* We have considered the market value for open stocks as on the previous day prior to the report for open stocks.

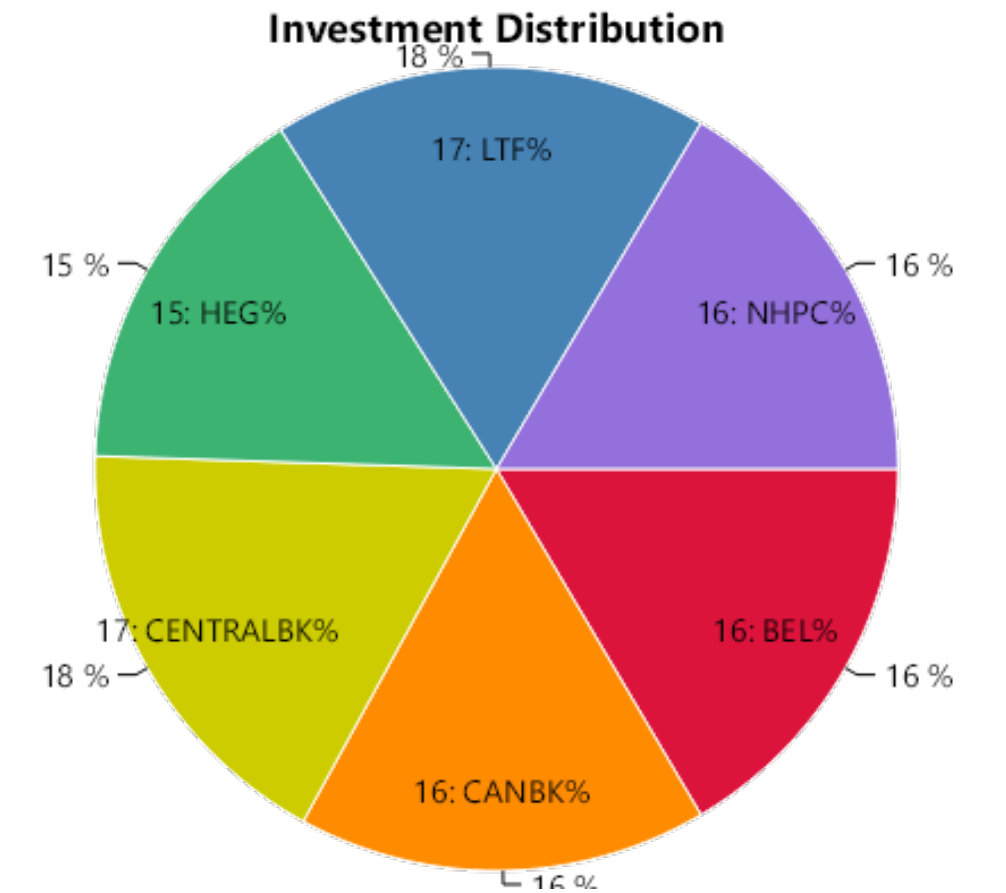
** Includes unrealized gains for open stocks, if any.

STOCK WISE PERFORMANCE SUMMARY

Sr No.	Stock Name	Status	Amount Invested*	Sale Proceeds*	Profit/(Loss)**	%Return
1	BEL	Profit	15919.20	16752.38	833.18	5.23%
2	CANBK	Profit	16080.65	16886.50	805.85	5.01%
3	CENTRALBK	Profit	16128.08	16808.14	680.06	4.22%
4	HEG	Profit	14521.56	15307.42	785.86	5.41%
5	LTF	Profit	16188.81	16854.92	666.11	4.11%
6	NHPC	Profit	15967.50	16784.80	817.30	5.12%
7	ORIENTHOT	Out of range	0.00	0.00	0.00	0%
Total			94805.80	99394.16	4588.36	4.84%

OVERALL PERFORMANCE SUMMARY

Amount Invested	Sale Proceeds	Profit/(Loss)	%Return
94805.80	99394.16	4588.36	4.84%



* We have considered the market value for open stocks as on the previous day prior to the report for open stocks.

** Includes unrealized gains for open stocks, if any.

STOCK WISE PERFORMANCE SUMMARY

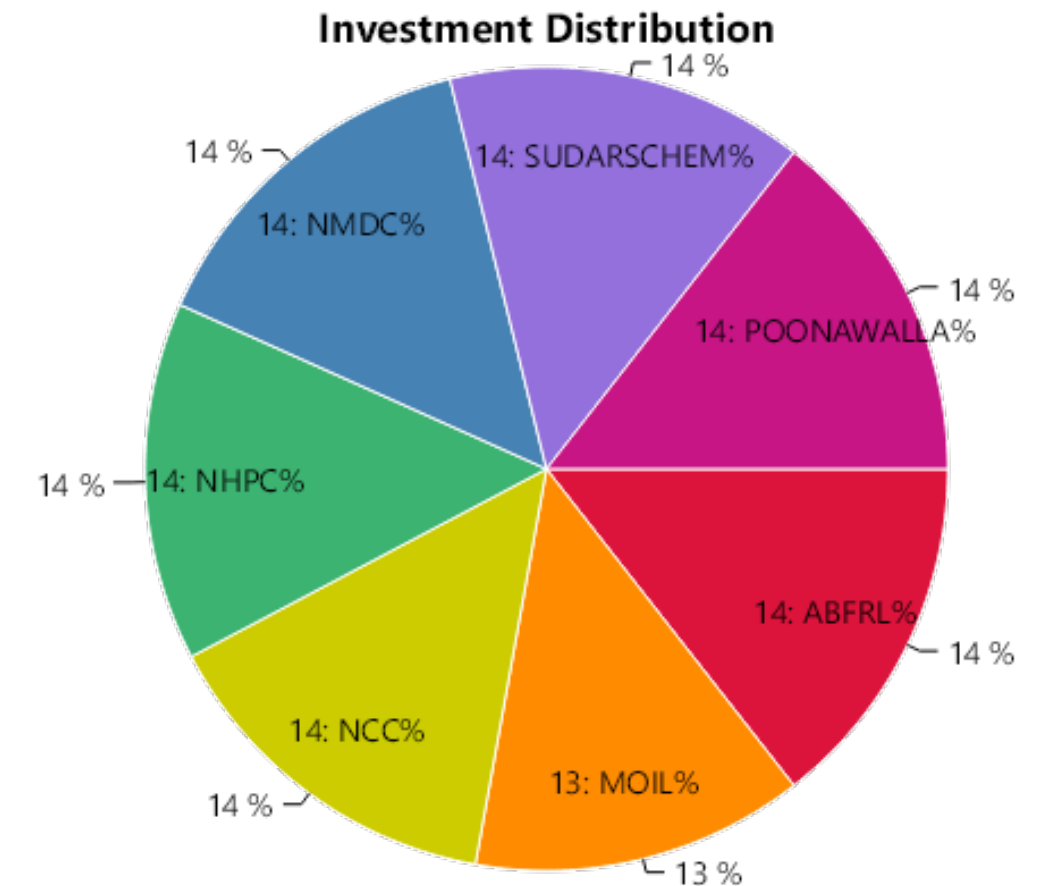
Sr No.	Stock Name	Status	Amount Invested*	Sale Proceeds*	Profit/(Loss)**	%Return
1	ABFRL	Profit	30122.02	31729.75	1607.73	5.34%
2	MOIL	Profit	28898.79	31731.39	2832.60	9.80%
3	NCC	Profit	30581.91	31991.83	1409.92	4.61%
4	NHPC	Profit	30554.28	31907.01	1352.73	4.43%
5	NMDC	Profit	29701.43	31869.28	2167.85	7.30%
6	SUDARSCHEM	Profit	30842.87	34608.61	3765.74	12.21%
7	POONAWALLA	Loss	30248.57	23881.71	-6366.86	-21.05%
Total			210949.87	217719.58	6769.71	3.21%

OVERALL PERFORMANCE SUMMARY

Amount Invested	Sale Proceeds	Profit/(Loss)	%Return
210949.87	217719.58	6769.71	3.21%

* We have considered the market value for open stocks as on the previous day prior to the report for open stocks.

** Includes unrealized gains for open stocks, if any.



STOCK WISE PERFORMANCE SUMMARY

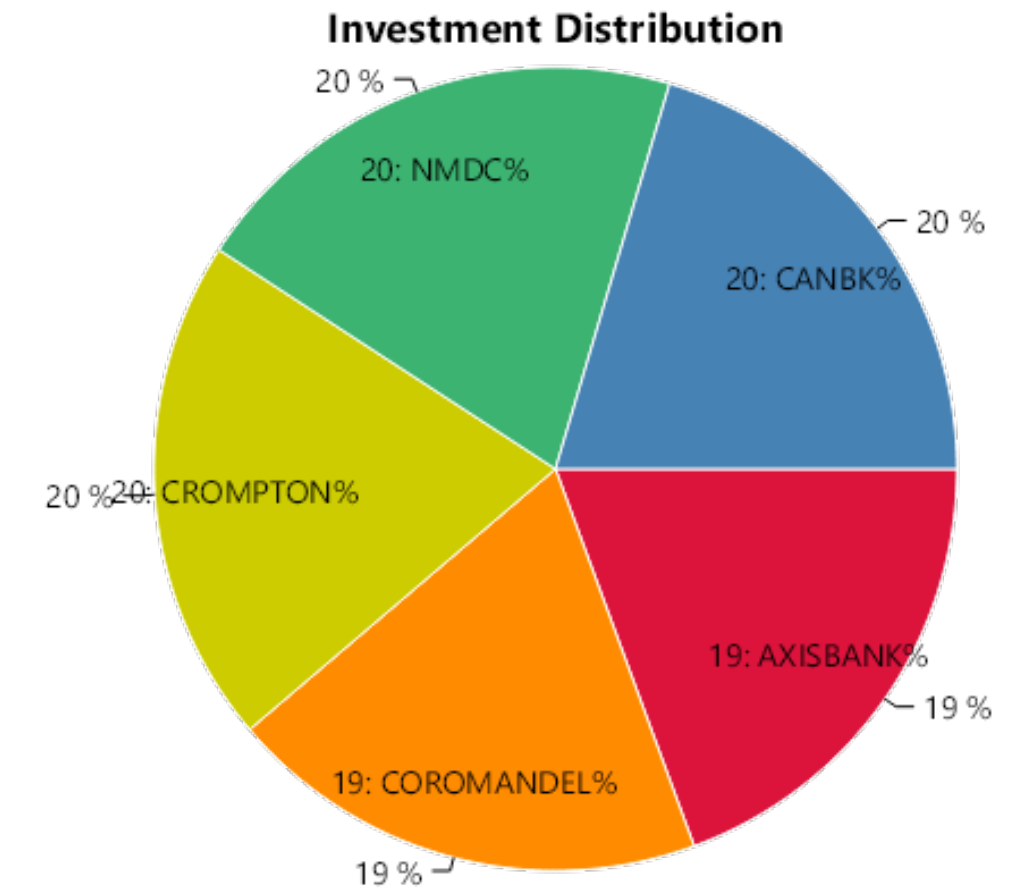
Sr No.	Stock Name	Status	Amount Invested*	Sale Proceeds*	Profit/(Loss)**	%Return
1	AXISBANK	Profit	42708.29	44508.56	1800.27	4.22%
2	COROMANDEL	Profit	42448.78	44002.79	1554.01	3.66%
3	CROMPTON	Profit	43127.24	44632.09	1504.85	3.49%
4	NMDC	Profit	43227.94	44744.93	1516.99	3.51%
5	CMSINFO	Out of range	0.00	0.00	0.00	0%
6	CANBK	Loss	43065.89	33536.83	-9529.06	-22.13%
Total			214578.14	211425.20	-3152.94	-1.47%

OVERALL PERFORMANCE SUMMARY

Amount Invested	Sale Proceeds	Profit/(Loss)	%Return
214578.14	211425.20	-3152.94	-1.47%

* We have considered the market value for open stocks as on the previous day prior to the report for open stocks.

** Includes unrealized gains for open stocks, if any.



STOCK WISE PERFORMANCE SUMMARY

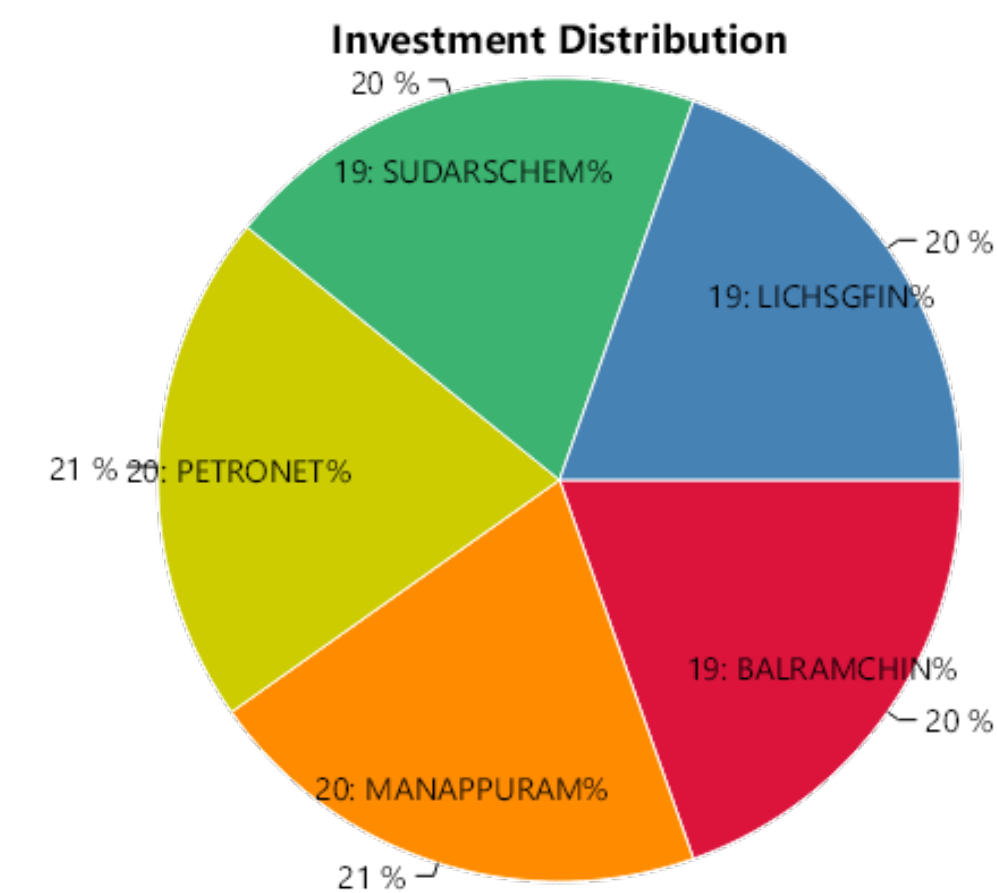
Sr No.	Stock Name	Status	Amount Invested*	Sale Proceeds*	Profit/(Loss)**	%Return
1	BALRAMCHIN	Profit	40301.52	41625.53	1324.01	3.29%
2	MANAPPURAM	Profit	40391.58	41838.95	1447.37	3.58%
3	PETRONET	Profit	40576.58	42133.75	1557.17	3.84%
4	SUDARSCHEM	Profit	40068.69	41880.43	1811.74	4.52%
5	CMSINFO	Out of range	0.00	0.00	0.00	0%
6	LICHSGFIN	Loss	40331.45	31716.80	-8614.65	-21.36%
Total			201669.82	199195.46	-2474.36	-1.23%

OVERALL PERFORMANCE SUMMARY

Amount Invested	Sale Proceeds	Profit/(Loss)	%Return
201669.82	199195.46	-2474.36	-1.23%

* We have considered the market value for open stocks as on the previous day prior to the report for open stocks.

** Includes unrealized gains for open stocks, if any.



STOCK WISE PERFORMANCE SUMMARY

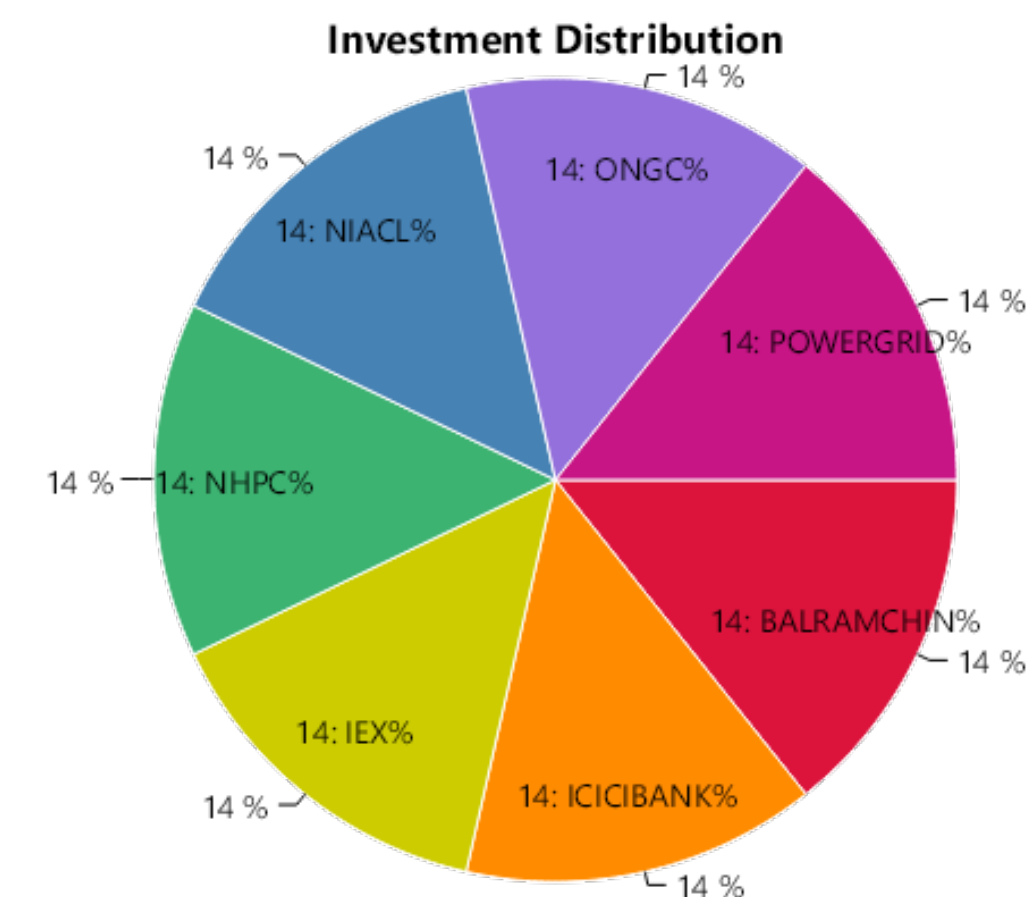
Sr No.	Stock Name	Status	Amount Invested*	Sale Proceeds*	Profit/(Loss)**	%Return
1	BALRAMCHIN	Profit	20841.40	22408.14	1566.74	7.52%
2	ICICIBANK	Profit	21292.73	22778.28	1485.55	6.98%
3	IEX	Profit	21112.49	22899.38	1786.89	8.46%
4	NHPC	Loss	21168.99	17326.31	-3842.68	-18.15%
5	NIACL	Loss	21027.31	16852.01	-4175.30	-19.86%
6	ONGC	Loss	21062.67	17369.22	-3693.45	-17.54%
7	POWERGRID	Loss	21014.33	17071.99	-3942.34	-18.76%
Total			147519.92	136705.33	-10814.59	-7.33%

OVERALL PERFORMANCE SUMMARY

Amount Invested	Sale Proceeds	Profit/(Loss)	%Return
147519.92	136705.33	-10814.59	-7.33%

* We have considered the market value for open stocks as on the previous day prior to the report for open stocks.

** Includes unrealized gains for open stocks, if any.

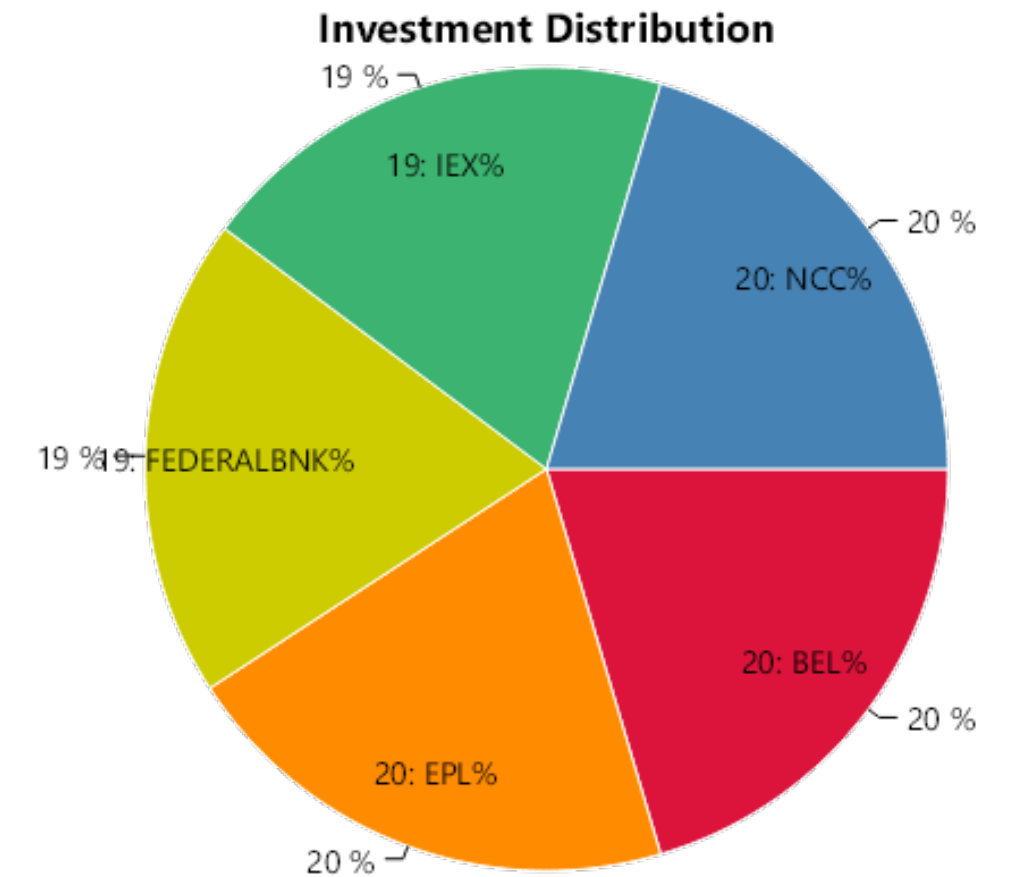


STOCK WISE PERFORMANCE SUMMARY

Sr No.	Stock Name	Status	Amount Invested*	Sale Proceeds*	Profit/(Loss)**	%Return
1	BEL	Profit	13938.49	14536.87	598.38	4.29%
2	EPL	Profit	13908.87	14534.85	625.98	4.50%
3	FEDERALBNK	Profit	13874.42	14441.60	567.18	4.09%
4	IEX	Profit	13850.76	14423.43	572.67	4.13%
5	MANAPPURAM	Out of range	0.00	0.00	0.00	0%
6	UTIAMC	Out of range	0.00	0.00	0.00	0%
7	NCC	Loss	13916.91	10902.59	-3014.32	-21.66%
Total			69489.45	68839.34	-650.11	-0.94%

OVERALL PERFORMANCE SUMMARY

Amount Invested	Sale Proceeds	Profit/(Loss)	%Return
69489.45	68839.34	-650.11	-0.94%



* We have considered the market value for open stocks as on the previous day prior to the report for open stocks.

** Includes unrealized gains for open stocks, if any.

Contact Details

 LKP Securities Ltd, SPIP Division

 91 22 66351336 / 91 22 66351337  spip@lkpsec.com

 Registered Office: 203, Embassy Centre, Nariman Point, Mumbai - 400021.

 Registered Office: 2nd Floor, Gala Impecca, Andheri Kurla Road, Near Hotel Courtyard Marriott, Chakala, Andheri (East), Mumbai-400059.

Compliance & Grievance Officer

 Mr. Ritesh Tiwari

 022-6635 1234

 ho_compliance@lkpsec.com

Disclaimer & Disclosure : LKP Securities Ltd. (CIN-U67120MH1994PLC080039, www.Lkpsec.com) and its affiliates are a full- fledged, brokerage and financing group. LKP Securities Ltd is a SEBI registered Research Analyst with registration number INH000001758. LKP is a corporate trading member of Bombay Stock Exchange Limited (BSE), National Stock Exchange of India Limited (NSE) and Metropolitan Stock Exchange of India Limited (MSEI). LKP along with its subsidiaries offers the most comprehensive avenues for investments and is engaged in the businesses including stock broking (Institutional and retail), merchant banking, commodity broking, depository participant rendered in connection with distribution of primary market issues and financial products like mutual funds etc.

LKP offers research services to clients. The analyst for this report certifies that all of the views expressed in this report accurately reflect his or her personal views about the subject company or companies and its or their securities, and no part of his or her compensation was, is or will be, directly or indirectly related to specific recommendations or views expressed in this report.

Further, the information in the document has been printed on the basis of publicly available information; internal data and other sources believed to be true and are for general guidance only but which may have not been verified independently. While every effort is made to ensure the accuracy and completeness of information contained, the company takes no responsibility and assumes no liability for any error/ omission or accuracy of the information. Recipients of this material should rely on their own judgments and conclusions from relevant sources before making any investment. The investments discussed or recommended in this report may not be suitable for all investors. Opinion expressed is the current opinion as of the date appearing on the material only. Value of the investments referred to in this material are subject to volatility. Past performance is not a guide for future performance. Investment in securities market are subject to market risks. Read all the related documents carefully before investing. Registration granted by SEBI and certification from NISM in no way guarantee performance of the intermediary or provide any assurance of returns to investors. These securities quoted are for illustration only and are not recommendatory.

Mr. S. Ranganathan (Advisor) - SEBI Registration No-INH2200252399,
Mr. Kunal Bothra (Research Analyst) - SEBI Registered No. INH000005263

THANK YOU