

# SPIP Performance Report 2024-2025

Client Name : LALITKUMAR TILOKCHAND SHAH

Client Code : RA000549

Date : 23/12/2025



Sr No.	Month	Amount Invested	Sale Proceeds*	Profit/(Loss)**	%Return
1	Apr-2024	64577.87	67717.84	3139.97	4.86%
2	May-2024	242996.30	244438.47	1442.17	0.59%
3	Jun-2024	251985.05	249490.09	-2494.96	-0.99%
4	Jul-2024	233995.65	230476.90	-3518.75	-1.50%
5	Sep-2024	205117.03	199134.57	-5982.46	-2.92%
6	Oct-2024	477909.05	475829.92	-2079.13	-0.44%

\* We have considered the market value for open stocks as on the previous day prior to the report for open stocks.

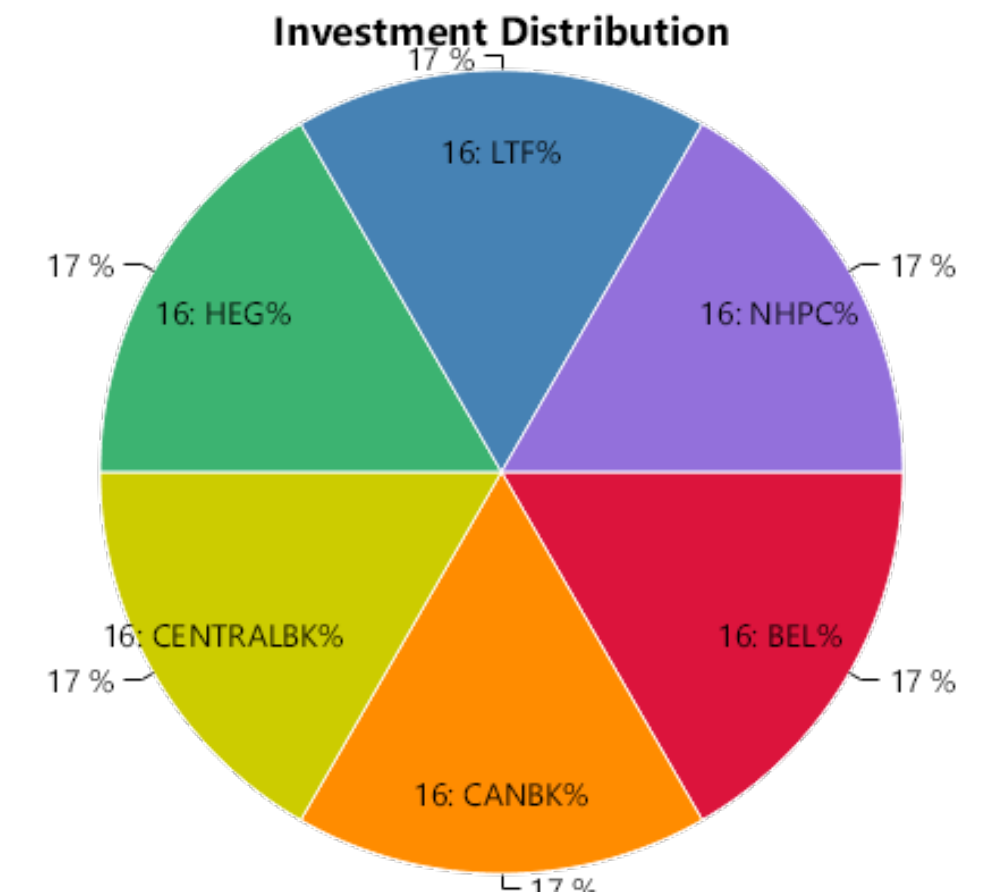
\*\* Includes unrealized gains for open stocks, if any.

## STOCK WISE PERFORMANCE SUMMARY

Sr No.	Stock Name	Status	Amount Invested*	Sale Proceeds*	Profit/(Loss)**	%Return
1	BEL	Profit	10827.11	11401.51	574.40	5.31%
2	CANBK	Profit	10721.98	11257.49	535.51	4.99%
3	CENTRALBK	Profit	10910.05	11360.94	450.89	4.13%
4	HEG	Profit	10373.41	10933.60	560.19	5.40%
5	LTF	Profit	10961.82	11412.72	450.90	4.11%
6	NHPC	Profit	10783.50	11351.58	568.08	5.27%
7	ORIENTHOT	Out of range	0.00	0.00	0.00	0%
<b>Total</b>			<b>64577.87</b>	<b>67717.84</b>	<b>3139.97</b>	<b>4.86%</b>

## OVERALL PERFORMANCE SUMMARY

Amount Invested	Sale Proceeds	Profit/(Loss)	%Return
64577.87	67717.84	3139.97	4.86%



\* We have considered the market value for open stocks as on the previous day prior to the report for open stocks.

\*\* Includes unrealized gains for open stocks, if any.

## STOCK WISE PERFORMANCE SUMMARY

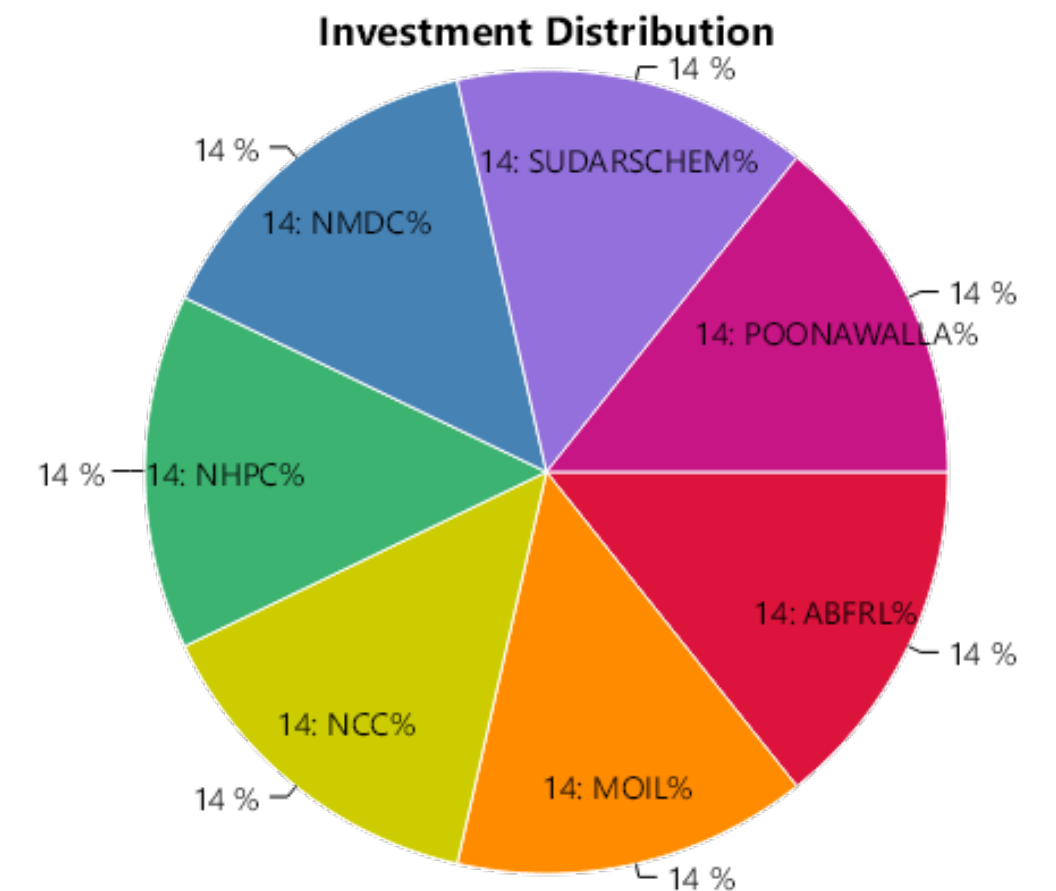
Sr No.	Stock Name	Status	Amount Invested*	Sale Proceeds*	Profit/(Loss)**	%Return
1	ABFRL	Profit	34816.12	35729.30	913.18	2.62%
2	MOIL	Profit	34502.72	35464.25	961.53	2.79%
3	NCC	Profit	34827.26	35861.68	1034.42	2.97%
4	NHPC	Profit	34902.70	35869.32	966.62	2.77%
5	NMDC	Profit	34707.01	35817.68	1110.67	3.20%
6	SUDARSCHEM	Profit	34627.80	38828.76	4200.96	12.13%
7	POONAWALLA	Loss	34612.69	26867.48	-7745.21	-22.38%
<b>Total</b>			<b>242996.30</b>	<b>244438.47</b>	<b>1442.17</b>	<b>0.59%</b>

## OVERALL PERFORMANCE SUMMARY

Amount Invested	Sale Proceeds	Profit/(Loss)	%Return
242996.30	244438.47	1442.17	0.59%

\* We have considered the market value for open stocks as on the previous day prior to the report for open stocks.

\*\* Includes unrealized gains for open stocks, if any.

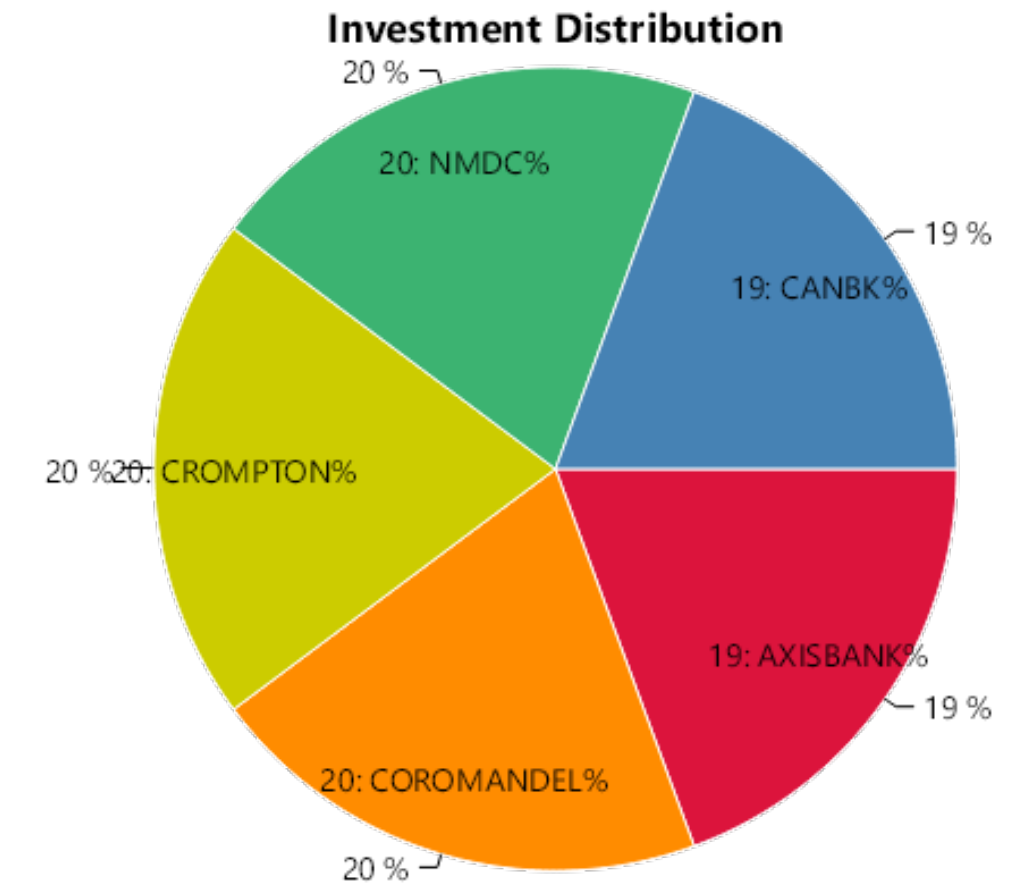


## STOCK WISE PERFORMANCE SUMMARY

Sr No.	Stock Name	Status	Amount Invested*	Sale Proceeds*	Profit/(Loss)**	%Return
1	AXISBANK	Profit	49609.25	51927.14	2317.89	4.67%
2	COROMANDEL	Profit	50670.46	52803.15	2132.69	4.21%
3	CROMPTON	Profit	50603.60	52632.18	2028.58	4.01%
4	NMDC	Profit	50718.66	52735.15	2016.49	3.98%
5	CMSINFO	Out of range	0.00	0.00	0.00	0%
6	CANBK	Loss	50383.08	39392.47	-10990.61	-21.81%
<b>Total</b>			<b>251985.05</b>	<b>249490.09</b>	<b>-2494.96</b>	<b>-0.99%</b>

## OVERALL PERFORMANCE SUMMARY

Amount Invested	Sale Proceeds	Profit/(Loss)	%Return
251985.05	249490.09	-2494.96	-0.99%



\* We have considered the market value for open stocks as on the previous day prior to the report for open stocks.

\*\* Includes unrealized gains for open stocks, if any.

## STOCK WISE PERFORMANCE SUMMARY

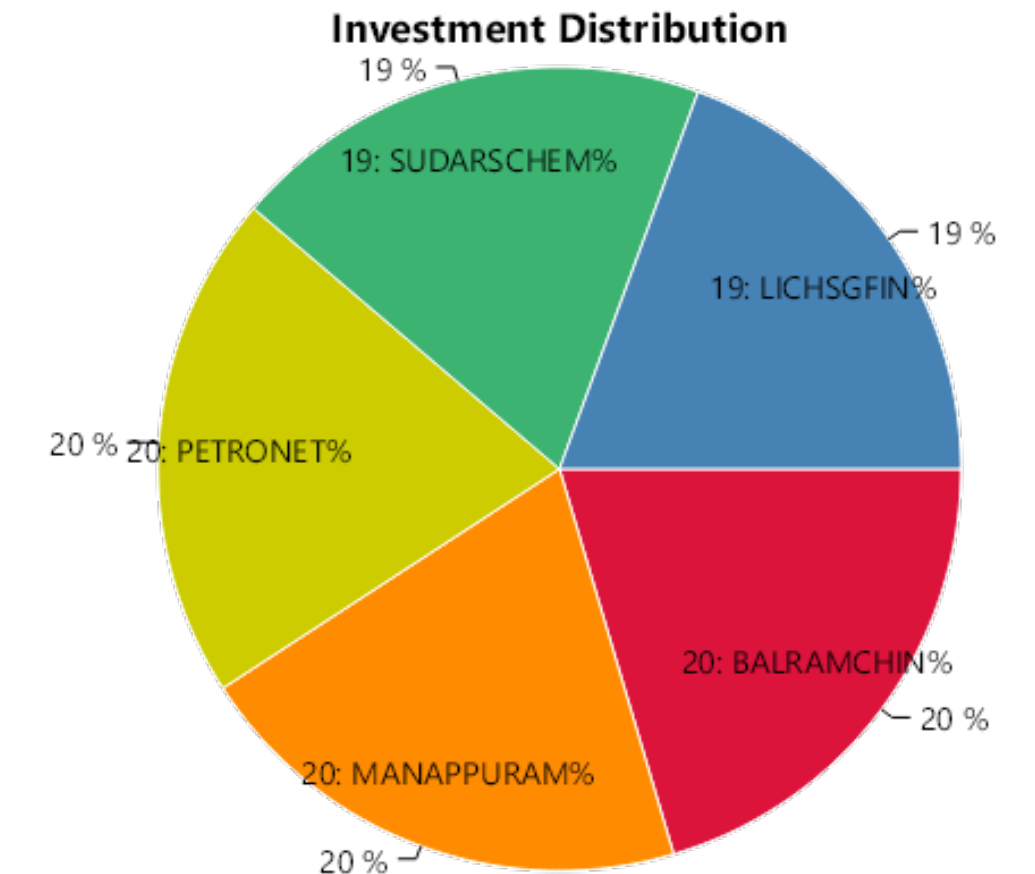
Sr No.	Stock Name	Status	Amount Invested*	Sale Proceeds*	Profit/(Loss)**	%Return
1	BALRAMCHIN	Profit	46872.53	48240.43	1367.90	2.92%
2	MANAPPURAM	Profit	46947.28	48456.47	1509.19	3.21%
3	PETRONET	Profit	46948.10	48575.92	1627.82	3.47%
4	SUDARSCHEM	Profit	46443.26	48543.22	2099.96	4.52%
5	CMSINFO	Out of range	0.00	0.00	0.00	0%
6	LICHSGFIN	Loss	46784.48	36660.86	-10123.62	-21.64%
<b>Total</b>			<b>233995.65</b>	<b>230476.90</b>	<b>-3518.75</b>	<b>-1.50%</b>

## OVERALL PERFORMANCE SUMMARY

Amount Invested	Sale Proceeds	Profit/(Loss)	%Return
233995.65	230476.90	-3518.75	-1.50%

\* We have considered the market value for open stocks as on the previous day prior to the report for open stocks.

\*\* Includes unrealized gains for open stocks, if any.

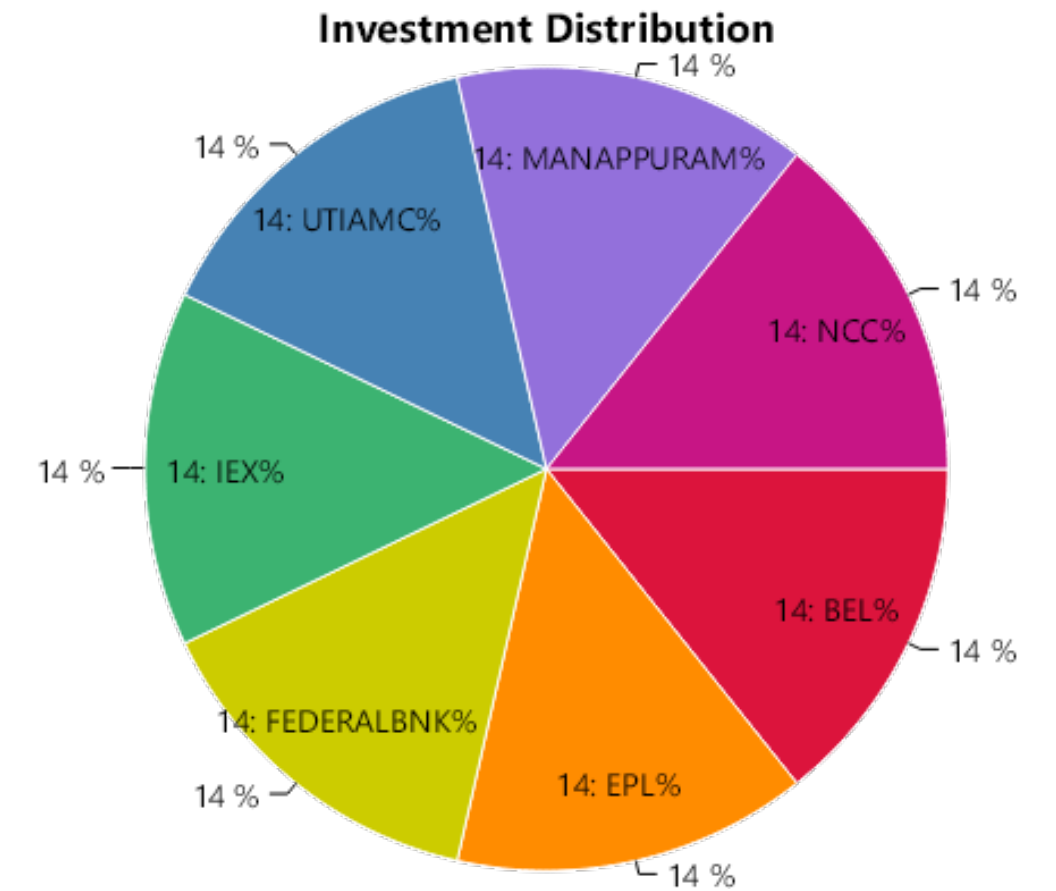


## STOCK WISE PERFORMANCE SUMMARY

Sr No.	Stock Name	Status	Amount Invested*	Sale Proceeds*	Profit/(Loss)**	%Return
1	BEL	Profit	29067.24	30539.94	1472.70	5.07%
2	EPL	Profit	29692.68	30827.16	1134.48	3.82%
3	FEDERALBNK	Profit	29222.47	30627.99	1405.52	4.81%
4	IEX	Profit	29318.34	30673.52	1355.18	4.62%
5	UTIAMC	Profit	29110.80	30322.50	1211.70	4.16%
6	MANAPPURAM	Loss	29103.93	23144.19	-5959.74	-20.48%
7	NCC	Loss	29601.57	22999.27	-6602.30	-22.30%
<b>Total</b>			<b>205117.03</b>	<b>199134.57</b>	<b>-5982.46</b>	<b>-2.92%</b>

## OVERALL PERFORMANCE SUMMARY

Amount Invested	Sale Proceeds	Profit/(Loss)	%Return
205117.03	199134.57	-5982.46	-2.92%



\* We have considered the market value for open stocks as on the previous day prior to the report for open stocks.

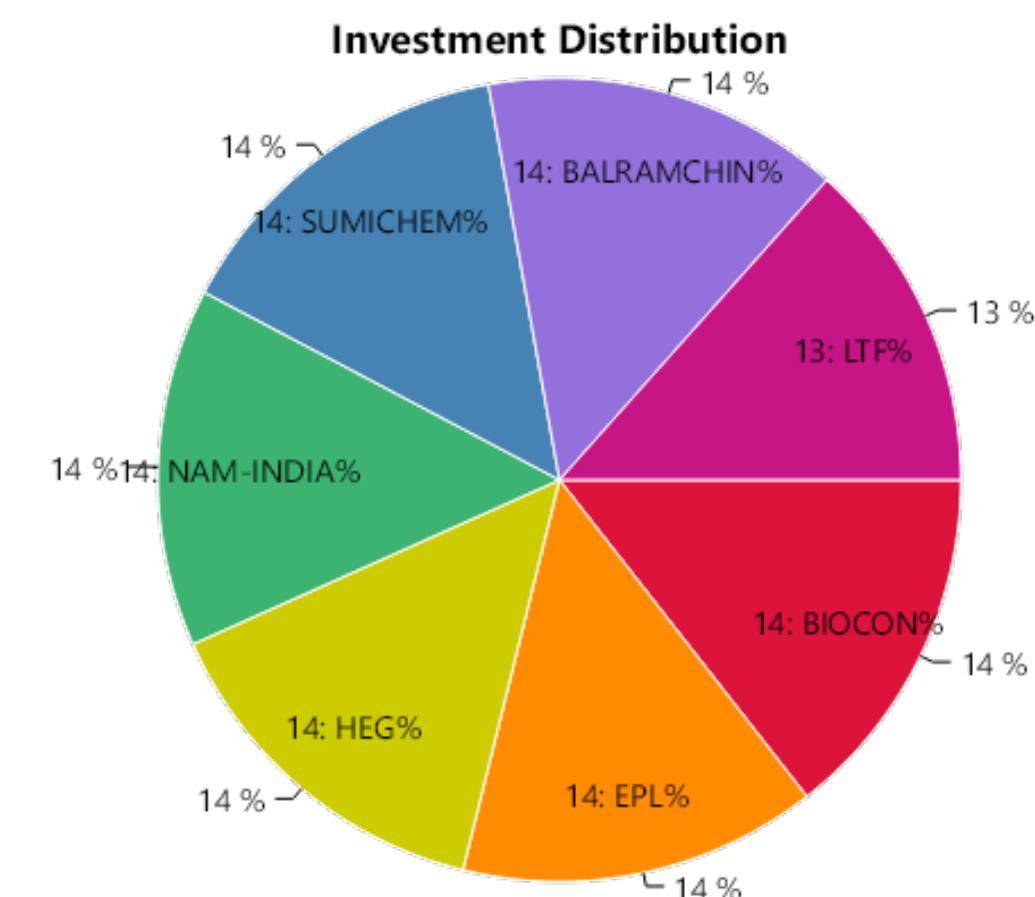
\*\* Includes unrealized gains for open stocks, if any.

## STOCK WISE PERFORMANCE SUMMARY

Sr No.	Stock Name	Status	Amount Invested*	Sale Proceeds*	Profit/(Loss)**	%Return
1	BIOCON	Profit	67363.11	72875.40	5512.29	8.18%
2	EPL	Profit	70303.45	72738.39	2434.94	3.46%
3	HEG	Profit	69362.45	73118.57	3756.12	5.42%
4	NAM-INDIA	Profit	66954.71	73411.11	6456.40	9.64%
5	SUMICHEM	Profit	69408.57	73110.56	3701.99	5.33%
6	BALRAMCHIN	Loss	67963.56	54996.49	-12967.07	-19.08%
7	LTF	Loss	66553.20	55579.40	-10973.80	-16.49%
<b>Total</b>			<b>477909.05</b>	<b>475829.92</b>	<b>-2079.13</b>	<b>-0.44%</b>

## OVERALL PERFORMANCE SUMMARY

Amount Invested	Sale Proceeds	Profit/(Loss)	%Return
477909.05	475829.92	-2079.13	-0.44%



\* We have considered the market value for open stocks as on the previous day prior to the report for open stocks.

\*\* Includes unrealized gains for open stocks, if any.

## Contact Details

 LKP Securities Ltd, SPIP Division

 91 22 66351336 / 91 22 66351337    [spip@lkpsec.com](mailto:spip@lkpsec.com)

 Registered Office: 203, Embassy Centre, Nariman Point, Mumbai - 400021.

 Registered Office: 2nd Floor, Gala Impecca, Andheri Kurla Road, Near Hotel Courtyard Marriott, Chakala, Andheri (East), Mumbai-400059.

## Compliance & Grievance Officer

 Mr. Ritesh Tiwari

 022-6635 1234

 [ho\\_compliance@lkpsec.com](mailto:ho_compliance@lkpsec.com)

**Disclaimer & Disclosure :** LKP Securities Ltd. (CIN-U67120MH1994PLC080039, www.Lkpsec.com) and its affiliates are a full- fledged, brokerage and financing group. LKP Securities Ltd is a SEBI registered Research Analyst with registration number INH000001758. LKP is a corporate trading member of Bombay Stock Exchange Limited (BSE), National Stock Exchange of India Limited (NSE) and Metropolitan Stock Exchange of India Limited (MSEI). LKP along with its subsidiaries offers the most comprehensive avenues for investments and is engaged in the businesses including stock broking (Institutional and retail), merchant banking, commodity broking, depository participant rendered in connection with distribution of primary market issues and financial products like mutual funds etc.

LKP offers research services to clients. The analyst for this report certifies that all of the views expressed in this report accurately reflect his or her personal views about the subject company or companies and its or their securities, and no part of his or her compensation was, is or will be, directly or indirectly related to specific recommendations or views expressed in this report.

Further, the information in the document has been printed on the basis of publicly available information; internal data and other sources believed to be true and are for general guidance only but which may have not been verified independently. While every effort is made to ensure the accuracy and completeness of information contained, the company takes no responsibility and assumes no liability for any error/ omission or accuracy of the information. Recipients of this material should rely on their own judgments and conclusions from relevant sources before making any investment. The investments discussed or recommended in this report may not be suitable for all investors. Opinion expressed is the current opinion as of the date appearing on the material only. Value of the investments referred to in this material are subject to volatility. Past performance is not a guide for future performance. Investment in securities market are subject to market risks. Read all the related documents carefully before investing. Registration granted by SEBI and certification from NISM in no way guarantee performance of the intermediary or provide any assurance of returns to investors. These securities quoted are for illustration only and are not recommendatory.

Mr. S. Ranganathan (Advisor) - SEBI Registration No-INH2200252399,  
Mr. Kunal Bothra (Research Analyst) - SEBI Registered No. INH000005263



**THANK YOU**