

SPIP Performance Report 2024-2025

Client Name : MRIDUL SHASHIKANT KHANDELWAL

Client Code : RA000566

Date : 23/12/2025



Sr No.	Month	Amount Invested	Sale Proceeds*	Profit/(Loss)**	%Return
1	May-2024	272058.94	281700.27	9641.33	3.54%
2	Jun-2024	373499.87	369903.95	-3595.92	-0.96%
3	Jul-2024	334557.53	329513.12	-5044.41	-1.51%
4	Aug-2024	223906.98	209083.81	-14823.17	-6.62%
5	Sep-2024	133593.20	129359.55	-4233.65	-3.17%
6	Oct-2024	953279.64	975611.94	22332.30	2.34%

* We have considered the market value for open stocks as on the previous day prior to the report for open stocks.

** Includes unrealized gains for open stocks, if any.

STOCK WISE PERFORMANCE SUMMARY

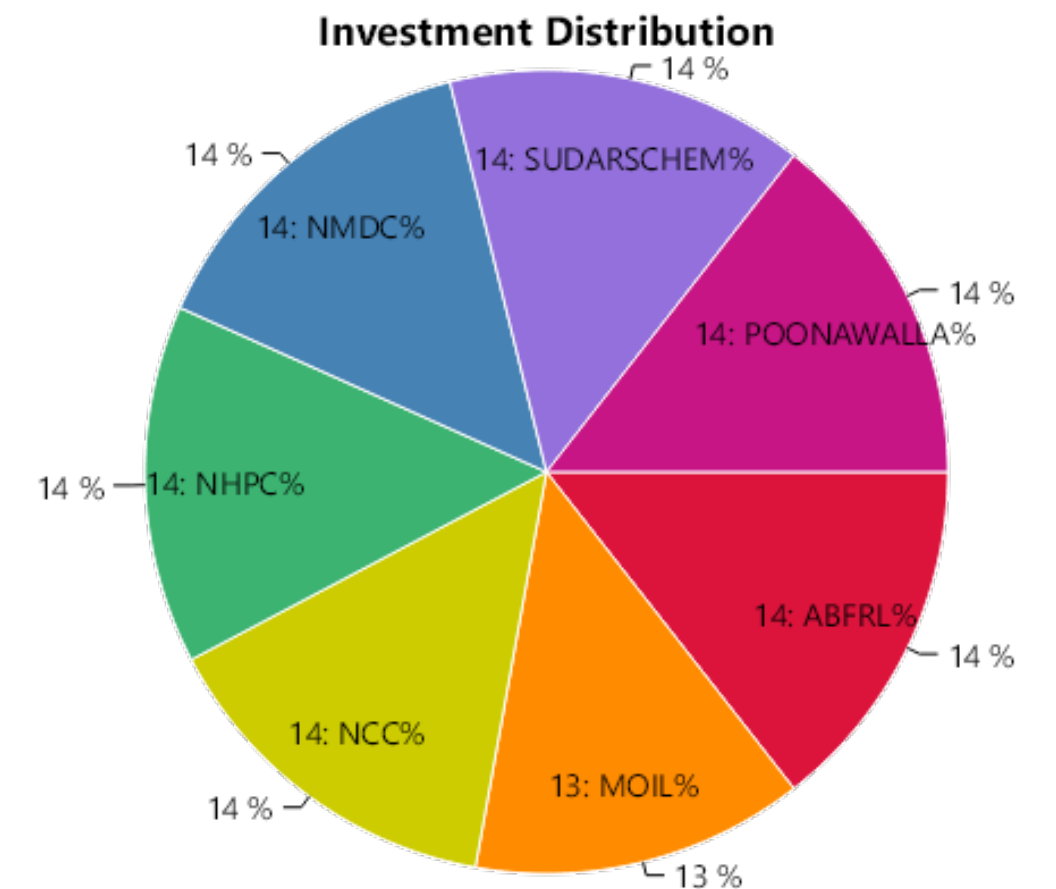
Sr No.	Stock Name	Status	Amount Invested*	Sale Proceeds*	Profit/(Loss)**	%Return
1	ABFRL	Profit	38694.25	41062.03	2367.78	6.12%
2	MOIL	Profit	37287.37	41064.56	3777.19	10.13%
3	NCC	Profit	39246.71	41279.07	2032.36	5.18%
4	NHPC	Profit	39221.51	41291.43	2069.92	5.28%
5	NMDC	Profit	38411.76	41176.23	2764.47	7.20%
6	SUDARSCHEM	Profit	39897.09	44737.18	4840.09	12.13%
7	POONAWALLA	Loss	39300.25	31089.77	-8210.48	-20.89%
Total			272058.94	281700.27	9641.33	3.54%

OVERALL PERFORMANCE SUMMARY

Amount Invested	Sale Proceeds	Profit/(Loss)	%Return
272058.94	281700.27	9641.33	3.54%

* We have considered the market value for open stocks as on the previous day prior to the report for open stocks.

** Includes unrealized gains for open stocks, if any.

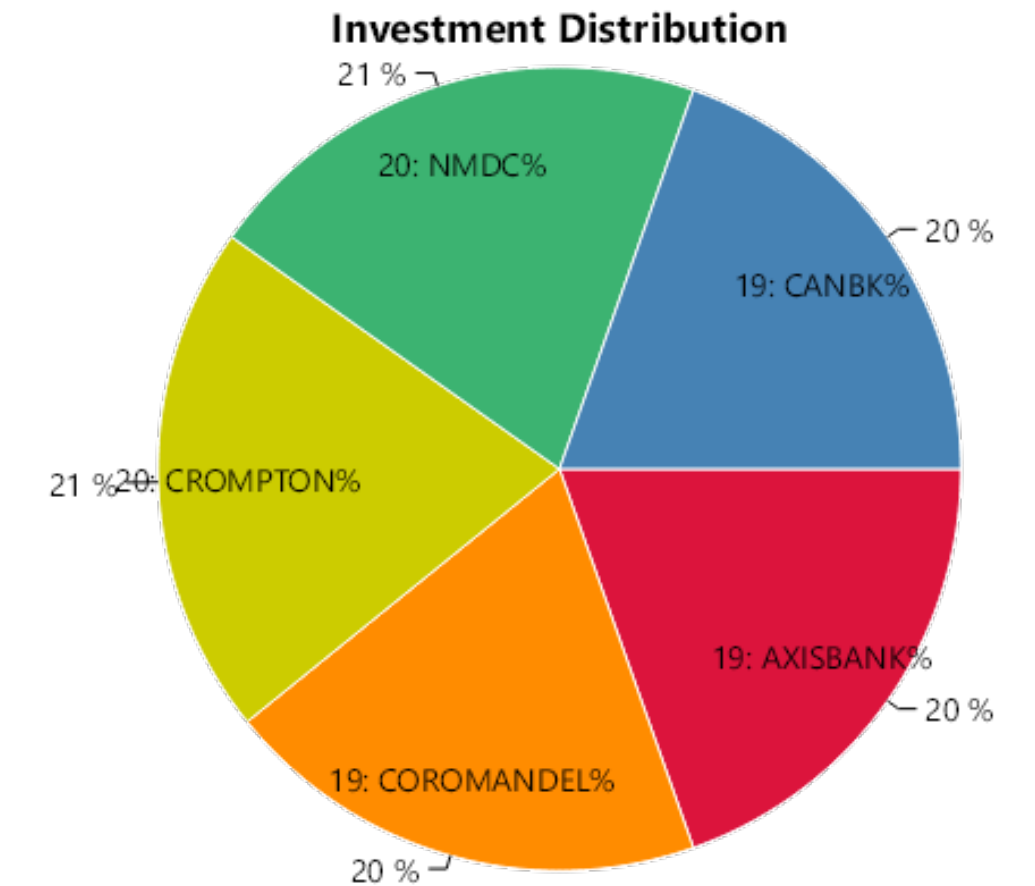


STOCK WISE PERFORMANCE SUMMARY

Sr No.	Stock Name	Status	Amount Invested*	Sale Proceeds*	Profit/(Loss)**	%Return
1	AXISBANK	Profit	74410.29	77890.69	3480.40	4.68%
2	COROMANDEL	Profit	74590.96	77737.67	3146.71	4.22%
3	CROMPTON	Profit	74841.63	77896.03	3054.40	4.08%
4	NMDC	Profit	75038.06	78037.13	2999.07	4.00%
5	CMSINFO	Out of range	0.00	0.00	0.00	0%
6	CANBK	Loss	74618.93	58342.43	-16276.50	-21.81%
Total			373499.87	369903.95	-3595.92	-0.96%

OVERALL PERFORMANCE SUMMARY

Amount Invested	Sale Proceeds	Profit/(Loss)	%Return
373499.87	369903.95	-3595.92	-0.96%



* We have considered the market value for open stocks as on the previous day prior to the report for open stocks.

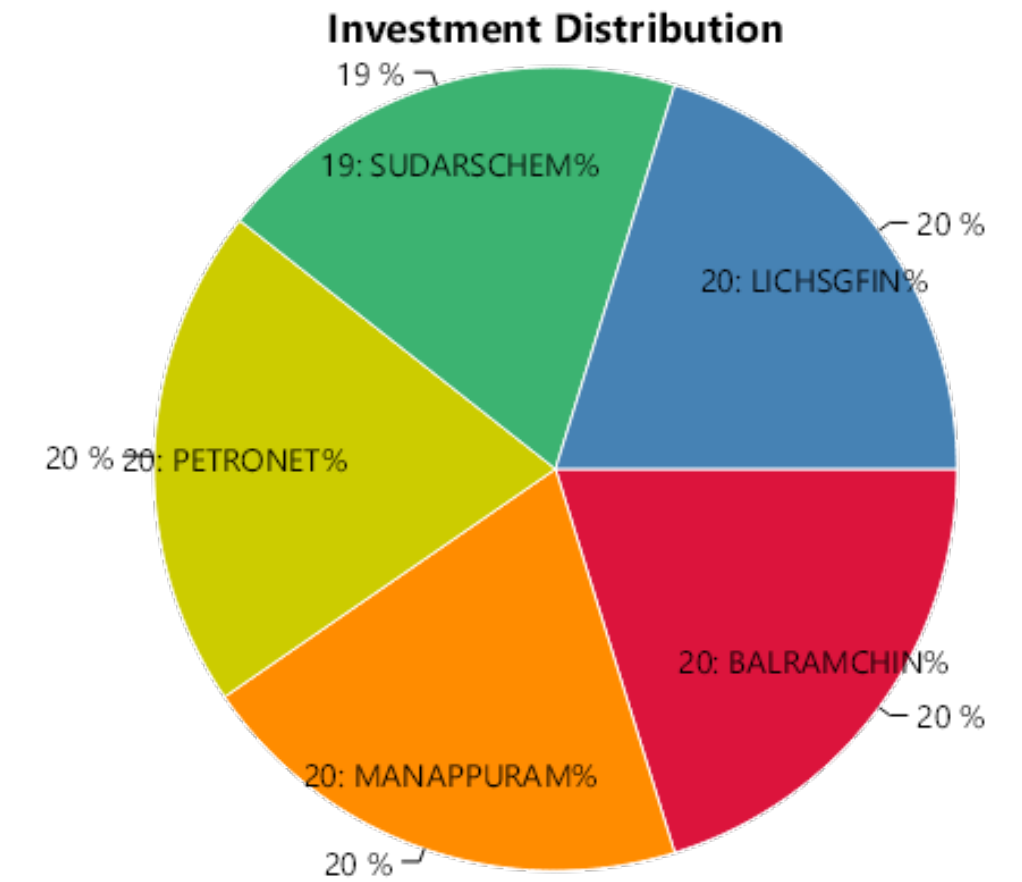
** Includes unrealized gains for open stocks, if any.

STOCK WISE PERFORMANCE SUMMARY

Sr No.	Stock Name	Status	Amount Invested*	Sale Proceeds*	Profit/(Loss)**	%Return
1	BALRAMCHIN	Profit	67023.18	68980.37	1957.19	2.92%
2	MANAPPURAM	Profit	67037.45	69192.33	2154.88	3.21%
3	PETRONET	Profit	67068.84	69394.18	2325.34	3.47%
4	SUDARSCHEM	Profit	66477.73	69483.31	3005.58	4.52%
5	CMSINFO	Out of range	0.00	0.00	0.00	0%
6	LICHSGFIN	Loss	66950.33	52462.93	-14487.40	-21.64%
Total			334557.53	329513.12	-5044.41	-1.51%

OVERALL PERFORMANCE SUMMARY

Amount Invested	Sale Proceeds	Profit/(Loss)	%Return
334557.53	329513.12	-5044.41	-1.51%



* We have considered the market value for open stocks as on the previous day prior to the report for open stocks.

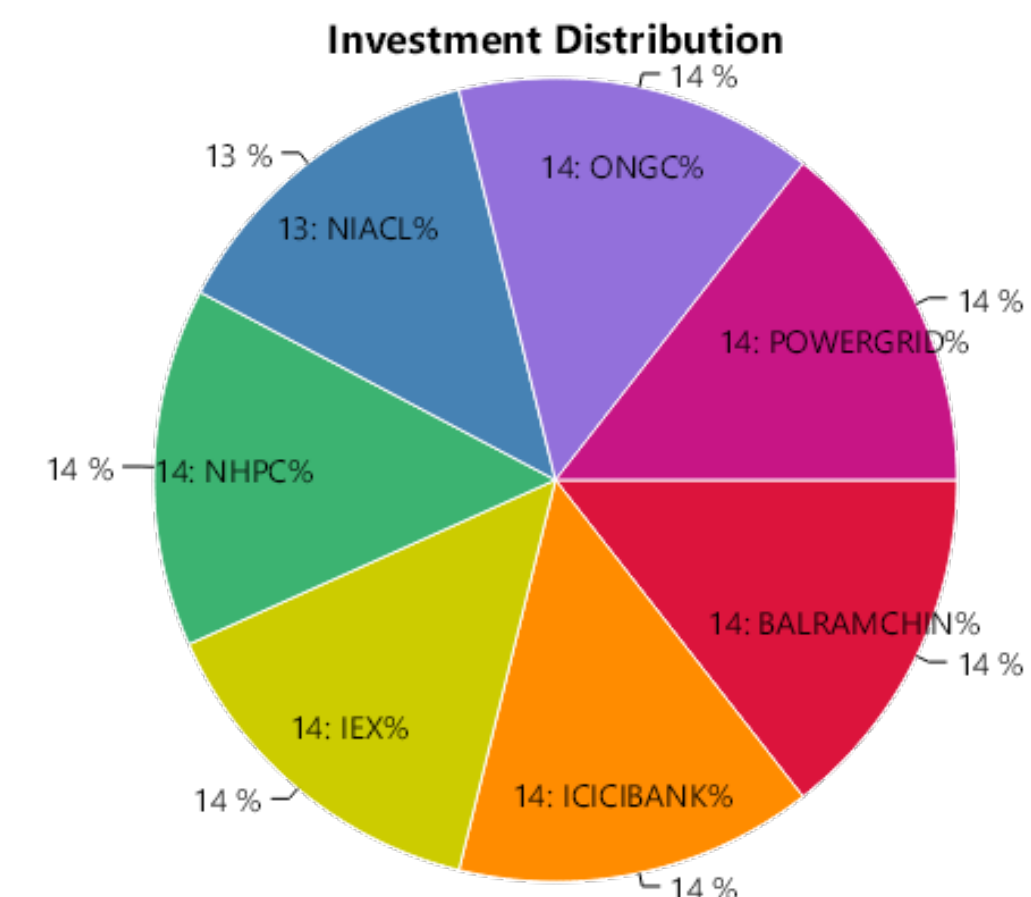
** Includes unrealized gains for open stocks, if any.

STOCK WISE PERFORMANCE SUMMARY

Sr No.	Stock Name	Status	Amount Invested*	Sale Proceeds*	Profit/(Loss)**	%Return
1	BALRAMCHIN	Profit	32944.75	35014.13	2069.38	6.28%
2	ICICIBANK	Profit	31876.71	34064.82	2188.11	6.86%
3	IEX	Profit	32297.47	34944.95	2647.48	8.20%
4	NHPC	Loss	31964.09	26139.71	-5824.38	-18.22%
5	NIACL	Loss	31182.69	26073.45	-5109.24	-16.38%
6	ONGC	Loss	31567.62	26480.18	-5087.44	-16.12%
7	POWERGRID	Loss	32073.65	26366.57	-5707.08	-17.79%
Total			223906.98	209083.81	-14823.17	-6.62%

OVERALL PERFORMANCE SUMMARY

Amount Invested	Sale Proceeds	Profit/(Loss)	%Return
223906.98	209083.81	-14823.17	-6.62%



* We have considered the market value for open stocks as on the previous day prior to the report for open stocks.

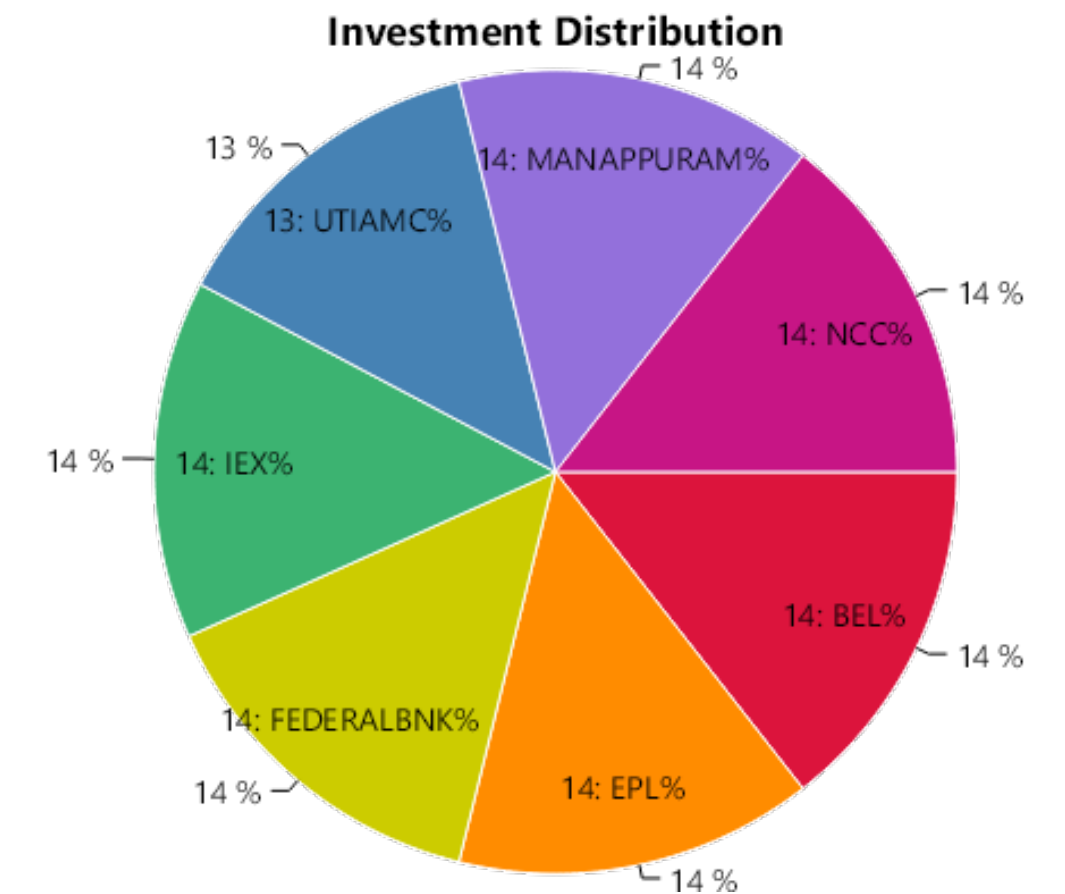
** Includes unrealized gains for open stocks, if any.

STOCK WISE PERFORMANCE SUMMARY

Sr No.	Stock Name	Status	Amount Invested*	Sale Proceeds*	Profit/(Loss)**	%Return
1	BEL	Profit	18964.41	19838.57	874.16	4.61%
2	EPL	Profit	19257.86	20024.48	766.62	3.98%
3	FEDERALBNK	Profit	19117.82	19939.21	821.39	4.30%
4	IEX	Profit	19334.71	20163.39	828.68	4.29%
5	UTIAMC	Profit	18627.79	19406.40	778.61	4.18%
6	MANAPPURAM	Loss	19097.99	15076.00	-4021.99	-21.06%
7	NCC	Loss	19192.62	14911.50	-4281.12	-22.31%
Total			133593.20	129359.55	-4233.65	-3.17%

OVERALL PERFORMANCE SUMMARY

Amount Invested	Sale Proceeds	Profit/(Loss)	%Return
133593.20	129359.55	-4233.65	-3.17%



* We have considered the market value for open stocks as on the previous day prior to the report for open stocks.

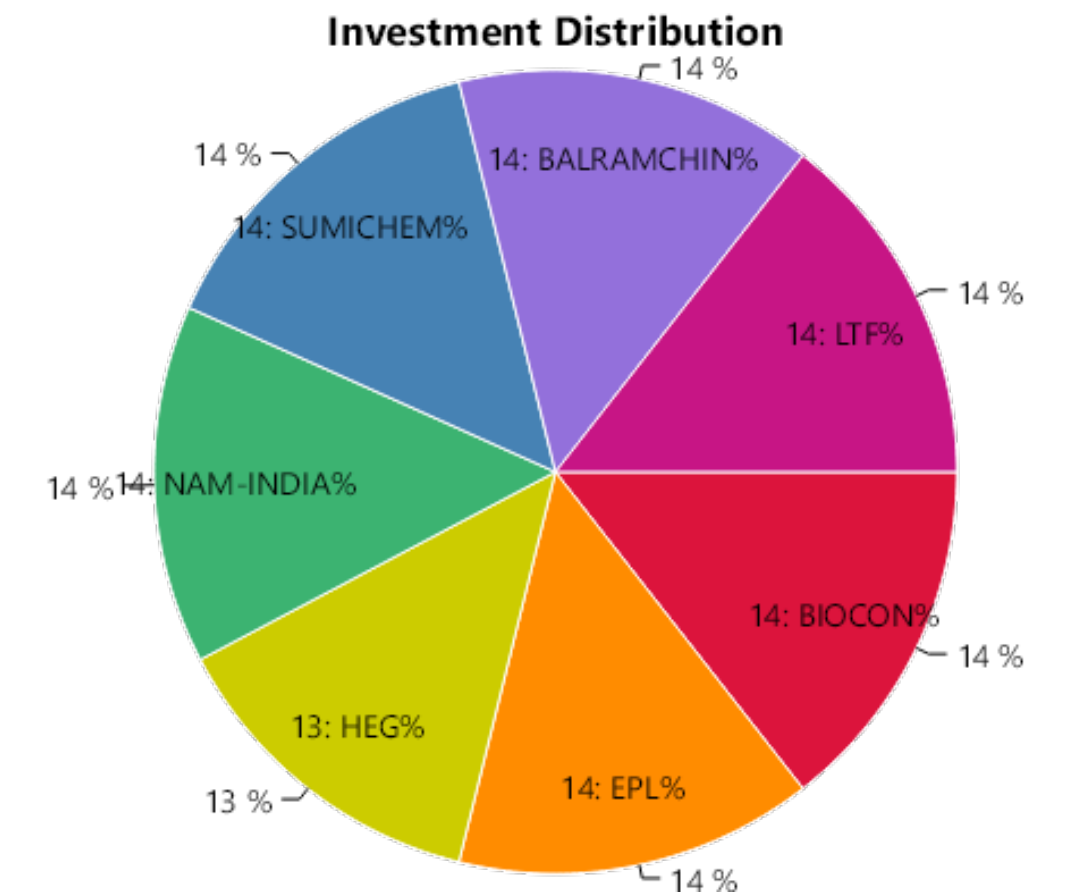
** Includes unrealized gains for open stocks, if any.

STOCK WISE PERFORMANCE SUMMARY

Sr No.	Stock Name	Status	Amount Invested*	Sale Proceeds*	Profit/(Loss)**	%Return
1	BIOCON	Profit	136293.34	149488.00	13194.66	9.68%
2	EPL	Profit	137836.05	149624.52	11788.47	8.55%
3	HEG	Profit	132470.28	148758.47	16288.19	12.30%
4	NAM-INDIA	Profit	139106.70	150285.50	11178.80	8.04%
5	SUMICHEM	Profit	137916.54	150251.91	12335.37	8.94%
6	BALRAMCHIN	Loss	135792.39	113165.05	-22627.34	-16.66%
7	LTF	Loss	133864.34	114038.49	-19825.85	-14.81%
	Total		953279.64	975611.94	22332.30	2.34%

OVERALL PERFORMANCE SUMMARY

Amount Invested	Sale Proceeds	Profit/(Loss)	%Return
953279.64	975611.94	22332.30	2.34%



* We have considered the market value for open stocks as on the previous day prior to the report for open stocks.

** Includes unrealized gains for open stocks, if any.

Contact Details

 LKP Securities Ltd, SPIP Division

 91 22 66351336 / 91 22 66351337  spip@lkpsec.com

 Registered Office: 203, Embassy Centre, Nariman Point, Mumbai - 400021.

 Registered Office: 2nd Floor, Gala Impecca, Andheri Kurla Road, Near Hotel Courtyard Marriott, Chakala, Andheri (East), Mumbai-400059.

Compliance & Grievance Officer

 Mr. Ritesh Tiwari

 022-6635 1234

 ho_compliance@lkpsec.com

Disclaimer & Disclosure : LKP Securities Ltd. (CIN-U67120MH1994PLC080039, www.Lkpsec.com) and its affiliates are a full- fledged, brokerage and financing group. LKP Securities Ltd is a SEBI registered Research Analyst with registration number INH000001758. LKP is a corporate trading member of Bombay Stock Exchange Limited (BSE), National Stock Exchange of India Limited (NSE) and Metropolitan Stock Exchange of India Limited (MSEI). LKP along with its subsidiaries offers the most comprehensive avenues for investments and is engaged in the businesses including stock broking (Institutional and retail), merchant banking, commodity broking, depository participant rendered in connection with distribution of primary market issues and financial products like mutual funds etc.

LKP offers research services to clients. The analyst for this report certifies that all of the views expressed in this report accurately reflect his or her personal views about the subject company or companies and its or their securities, and no part of his or her compensation was, is or will be, directly or indirectly related to specific recommendations or views expressed in this report.

Further, the information in the document has been printed on the basis of publicly available information; internal data and other sources believed to be true and are for general guidance only but which may have not been verified independently. While every effort is made to ensure the accuracy and completeness of information contained, the company takes no responsibility and assumes no liability for any error/ omission or accuracy of the information. Recipients of this material should rely on their own judgments and conclusions from relevant sources before making any investment. The investments discussed or recommended in this report may not be suitable for all investors. Opinion expressed is the current opinion as of the date appearing on the material only. Value of the investments referred to in this material are subject to volatility. Past performance is not a guide for future performance. Investment in securities market are subject to market risks. Read all the related documents carefully before investing. Registration granted by SEBI and certification from NISM in no way guarantee performance of the intermediary or provide any assurance of returns to investors. These securities quoted are for illustration only and are not recommendatory.

Mr. S. Ranganathan (Advisor) - SEBI Registration No-INH2200252399,
Mr. Kunal Bothra (Research Analyst) - SEBI Registered No. INH000005263



THANK YOU