

# SPIP Performance Report 2024-2025

Client Name : PRACHI KIRAN PATKE

Client Code : RA000667

Date : 23/12/2025



Sr No.	Month	Amount Invested	Sale Proceeds*	Profit/(Loss)**	%Return
1	Apr-2024	168111.09	177023.16	8912.07	5.30%
2	May-2024	247538.71	250340.42	2801.71	1.13%
3	Jun-2024	211372.78	209147.20	-2225.58	-1.05%
4	Jul-2024	310397.51	306933.03	-3464.48	-1.12%
5	Aug-2024	400145.83	367396.21	-32749.62	-8.18%
6	Sep-2024	126240.83	122003.92	-4236.91	-3.36%
7	Oct-2024	113811.34	110094.83	-3716.51	-3.27%
8	Nov-2024	270090.57	290602.43	20511.86	7.59%

\* We have considered the market value for open stocks as on the previous day prior to the report for open stocks.

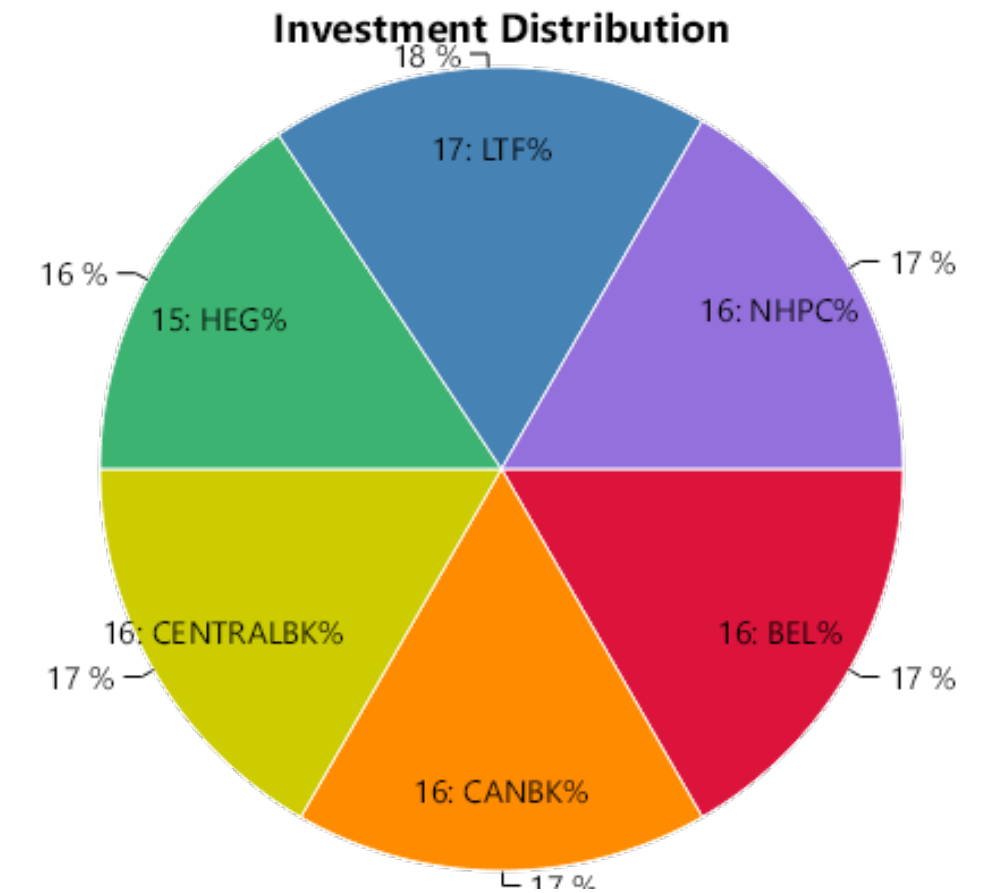
\*\* Includes unrealized gains for open stocks, if any.

## STOCK WISE PERFORMANCE SUMMARY

Sr No.	Stock Name	Status	Amount Invested*	Sale Proceeds*	Profit/(Loss)**	%Return
1	BEL	Profit	28097.21	29619.56	1522.35	5.42%
2	CANBK	Profit	27955.43	29464.50	1509.07	5.40%
3	CENTRALBK	Profit	28406.28	29767.34	1361.06	4.79%
4	HEG	Profit	26865.30	28494.51	1629.21	6.06%
5	LTF	Profit	28609.51	29917.98	1308.47	4.57%
6	NHPC	Profit	28177.36	29759.27	1581.91	5.61%
7	ORIENTHOT	Out of range	0.00	0.00	0.00	0%
<b>Total</b>			<b>168111.09</b>	<b>177023.16</b>	<b>8912.07</b>	<b>5.30%</b>

## OVERALL PERFORMANCE SUMMARY

Amount Invested	Sale Proceeds	Profit/(Loss)	%Return
168111.09	177023.16	8912.07	5.30%



\* We have considered the market value for open stocks as on the previous day prior to the report for open stocks.

\*\* Includes unrealized gains for open stocks, if any.

## STOCK WISE PERFORMANCE SUMMARY

Sr No.	Stock Name	Status	Amount Invested*	Sale Proceeds*	Profit/(Loss)**	%Return
1	ABFRL	Profit	35512.91	36616.03	1103.12	3.11%
2	MOIL	Profit	35242.24	36484.32	1242.08	3.52%
3	NCC	Profit	35439.04	36722.51	1283.47	3.62%
4	NHPC	Profit	35429.00	36581.68	1152.68	3.25%
5	NMDC	Profit	35098.16	36468.20	1370.04	3.90%
6	SUDARSCHEM	Profit	35298.41	39767.37	4468.96	12.66%
7	POONAWALLA	Loss	35518.95	27700.31	-7818.64	-22.01%
<b>Total</b>			<b>247538.71</b>	<b>250340.42</b>	<b>2801.71</b>	<b>1.13%</b>

## OVERALL PERFORMANCE SUMMARY

Amount Invested	Sale Proceeds	Profit/(Loss)	%Return
247538.71	250340.42	2801.71	1.13%



\* We have considered the market value for open stocks as on the previous day prior to the report for open stocks.

\*\* Includes unrealized gains for open stocks, if any.

## STOCK WISE PERFORMANCE SUMMARY

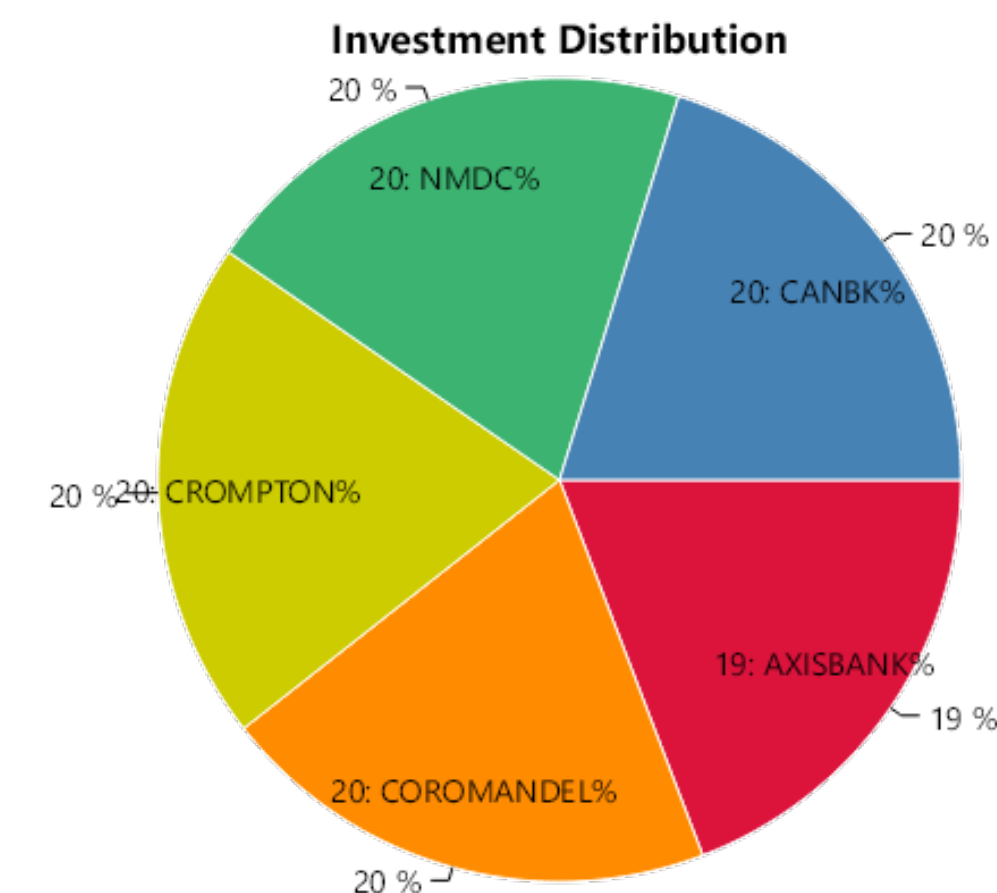
Sr No.	Stock Name	Status	Amount Invested*	Sale Proceeds*	Profit/(Loss)**	%Return
1	AXISBANK	Profit	41424.71	43374.79	1950.08	4.71%
2	COROMANDEL	Profit	42349.48	44107.40	1757.92	4.15%
3	CROMPTON	Profit	42620.33	44316.35	1696.02	3.98%
4	NMDC	Profit	42613.30	44317.71	1704.41	4.00%
5	CMSINFO	Out of range	0.00	0.00	0.00	0%
6	CANBK	Loss	42364.96	33030.95	-9334.01	-22.03%
<b>Total</b>			<b>211372.78</b>	<b>209147.20</b>	<b>-2225.58</b>	<b>-1.05%</b>

## OVERALL PERFORMANCE SUMMARY

Amount Invested	Sale Proceeds	Profit/(Loss)	%Return
211372.78	209147.20	-2225.58	-1.05%

\* We have considered the market value for open stocks as on the previous day prior to the report for open stocks.

\*\* Includes unrealized gains for open stocks, if any.



## STOCK WISE PERFORMANCE SUMMARY

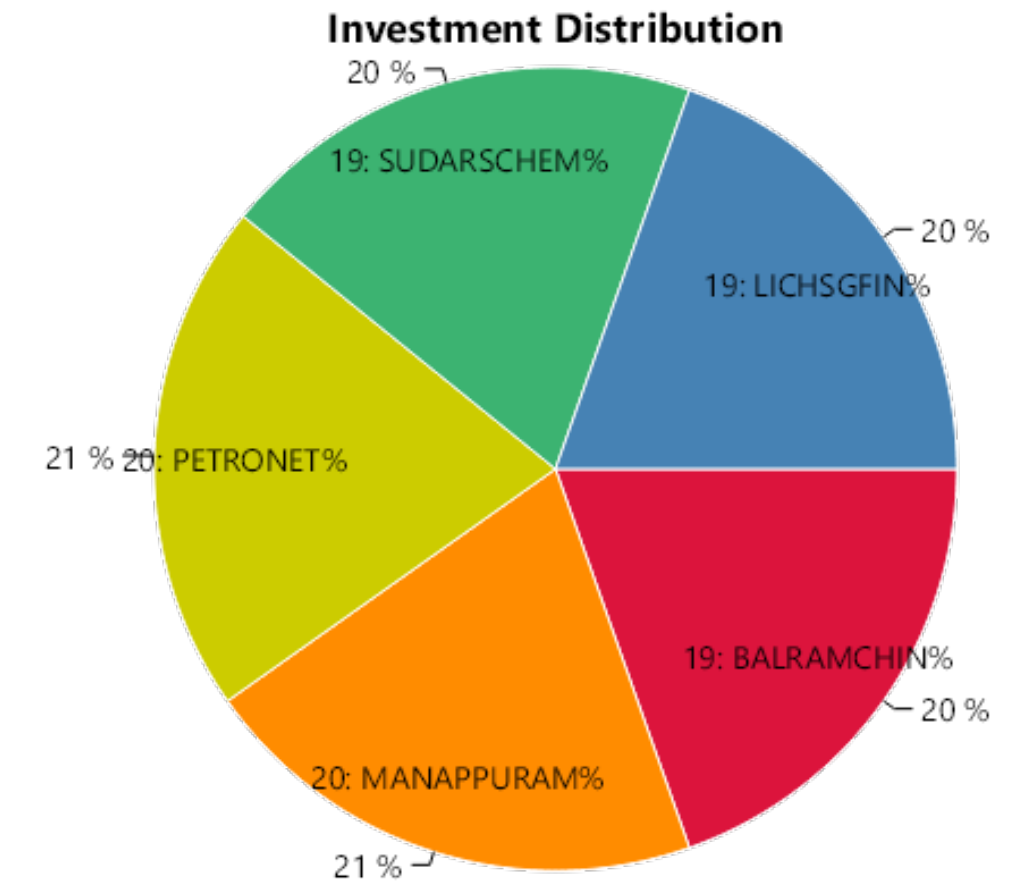
Sr No.	Stock Name	Status	Amount Invested*	Sale Proceeds*	Profit/(Loss)**	%Return
1	BALRAMCHIN	Profit	62058.74	64173.52	2114.78	3.41%
2	MANAPPURAM	Profit	62238.69	64543.65	2304.96	3.70%
3	PETRONET	Profit	62226.85	64690.34	2463.49	3.96%
4	SUDARSCHEM	Profit	61909.09	64739.55	2830.46	4.57%
5	CMSINFO	Out of range	0.00	0.00	0.00	0%
6	LICHSGFIN	Loss	61964.14	48785.97	-13178.17	-21.27%
<b>Total</b>			<b>310397.51</b>	<b>306933.03</b>	<b>-3464.48</b>	<b>-1.12%</b>

## OVERALL PERFORMANCE SUMMARY

Amount Invested	Sale Proceeds	Profit/(Loss)	%Return
310397.51	306933.03	-3464.48	-1.12%

\* We have considered the market value for open stocks as on the previous day prior to the report for open stocks.

\*\* Includes unrealized gains for open stocks, if any.



## STOCK WISE PERFORMANCE SUMMARY

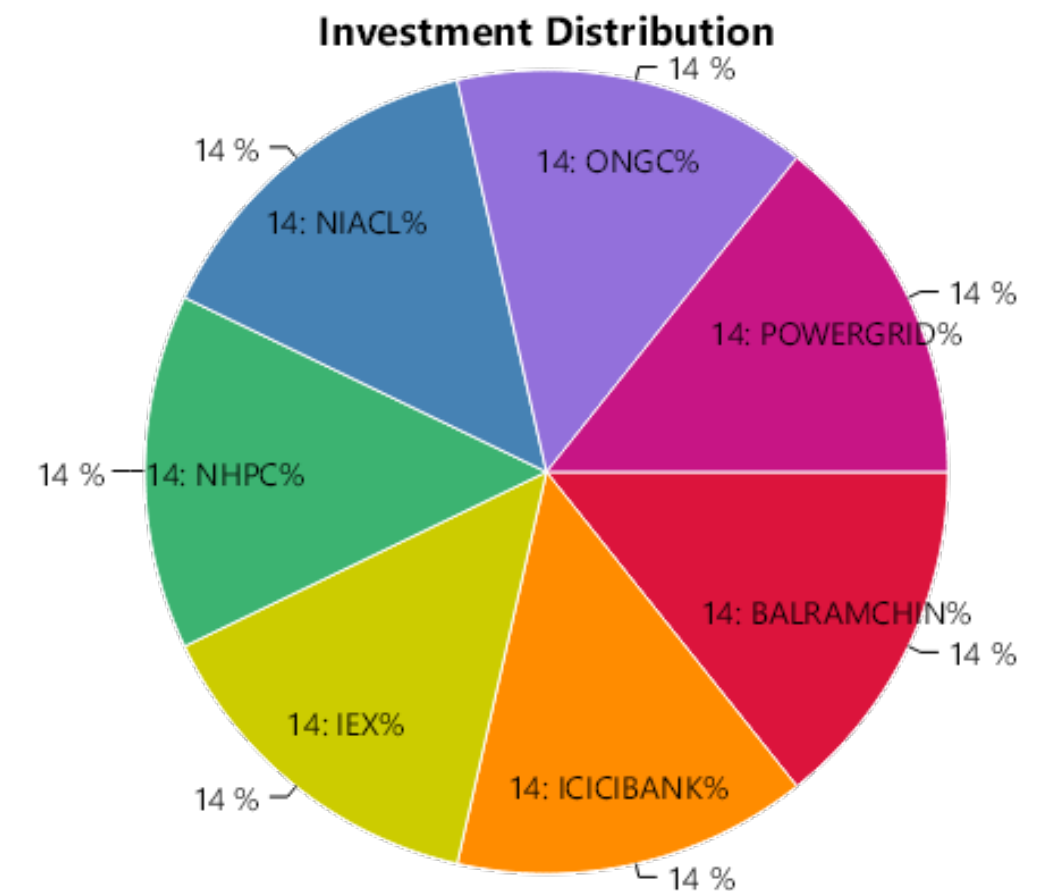
Sr No.	Stock Name	Status	Amount Invested*	Sale Proceeds*	Profit/(Loss)**	%Return
1	BALRAMCHIN	Profit	57750.31	61039.89	3289.58	5.70%
2	ICICIBANK	Profit	56845.48	60681.60	3836.12	6.75%
3	IEX	Profit	58386.67	61403.49	3016.82	5.17%
4	NHPC	Loss	57028.54	45870.48	-11158.06	-19.57%
5	NIACL	Loss	56361.65	45841.45	-10520.20	-18.67%
6	ONGC	Loss	56551.20	46236.96	-10314.24	-18.24%
7	POWERGRID	Loss	57221.98	46322.34	-10899.64	-19.05%
<b>Total</b>			<b>400145.83</b>	<b>367396.21</b>	<b>-32749.62</b>	<b>-8.18%</b>

## OVERALL PERFORMANCE SUMMARY

Amount Invested	Sale Proceeds	Profit/(Loss)	%Return
400145.83	367396.21	-32749.62	-8.18%

\* We have considered the market value for open stocks as on the previous day prior to the report for open stocks.

\*\* Includes unrealized gains for open stocks, if any.

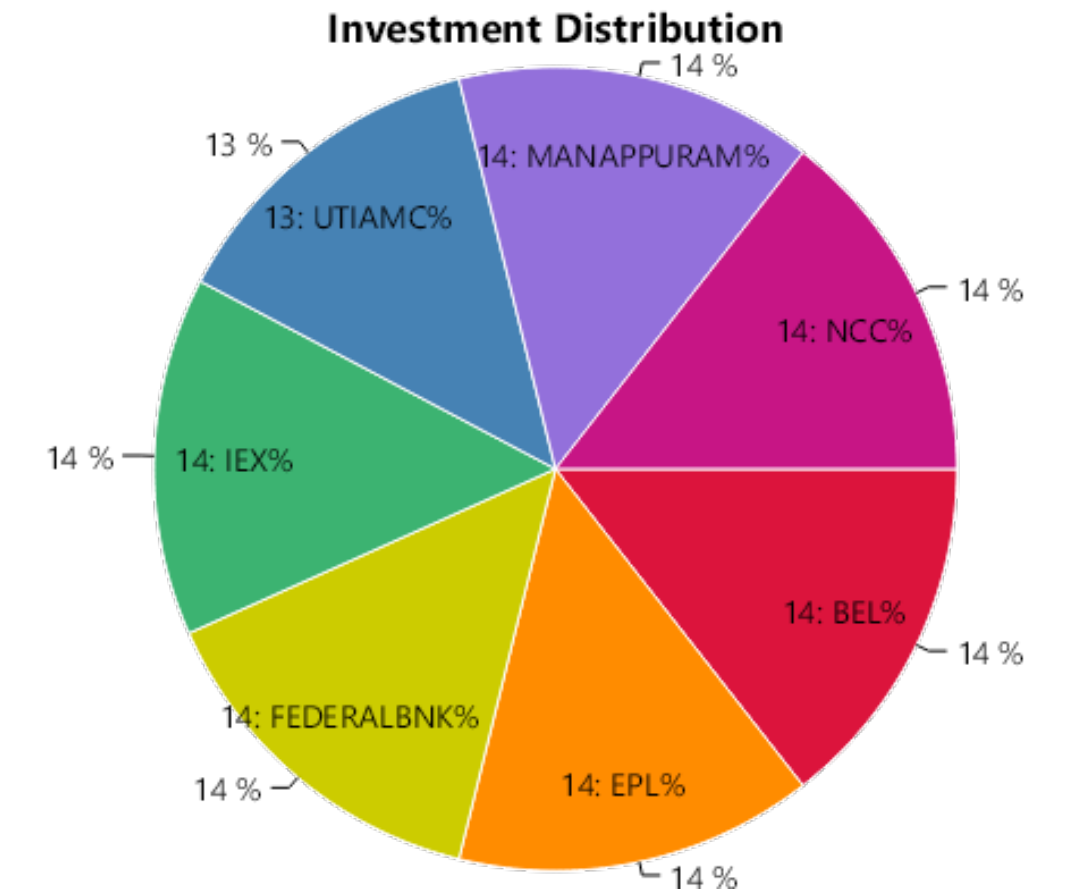


## STOCK WISE PERFORMANCE SUMMARY

Sr No.	Stock Name	Status	Amount Invested*	Sale Proceeds*	Profit/(Loss)**	%Return
1	BEL	Profit	17900.30	18629.23	728.93	4.07%
2	EPL	Profit	18230.48	19008.72	778.24	4.27%
3	FEDERALBNK	Profit	18057.55	18750.72	693.17	3.84%
4	IEX	Profit	18214.27	18920.74	706.47	3.88%
5	UTIAMC	Profit	17512.82	18230.10	717.28	4.10%
6	MANAPPURAM	Loss	18179.51	14277.15	-3902.36	-21.47%
7	NCC	Loss	18145.90	14187.26	-3958.64	-21.82%
<b>Total</b>			<b>126240.83</b>	<b>122003.92</b>	<b>-4236.91</b>	<b>-3.36%</b>

## OVERALL PERFORMANCE SUMMARY

Amount Invested	Sale Proceeds	Profit/(Loss)	%Return
126240.83	122003.92	-4236.91	-3.36%



\* We have considered the market value for open stocks as on the previous day prior to the report for open stocks.

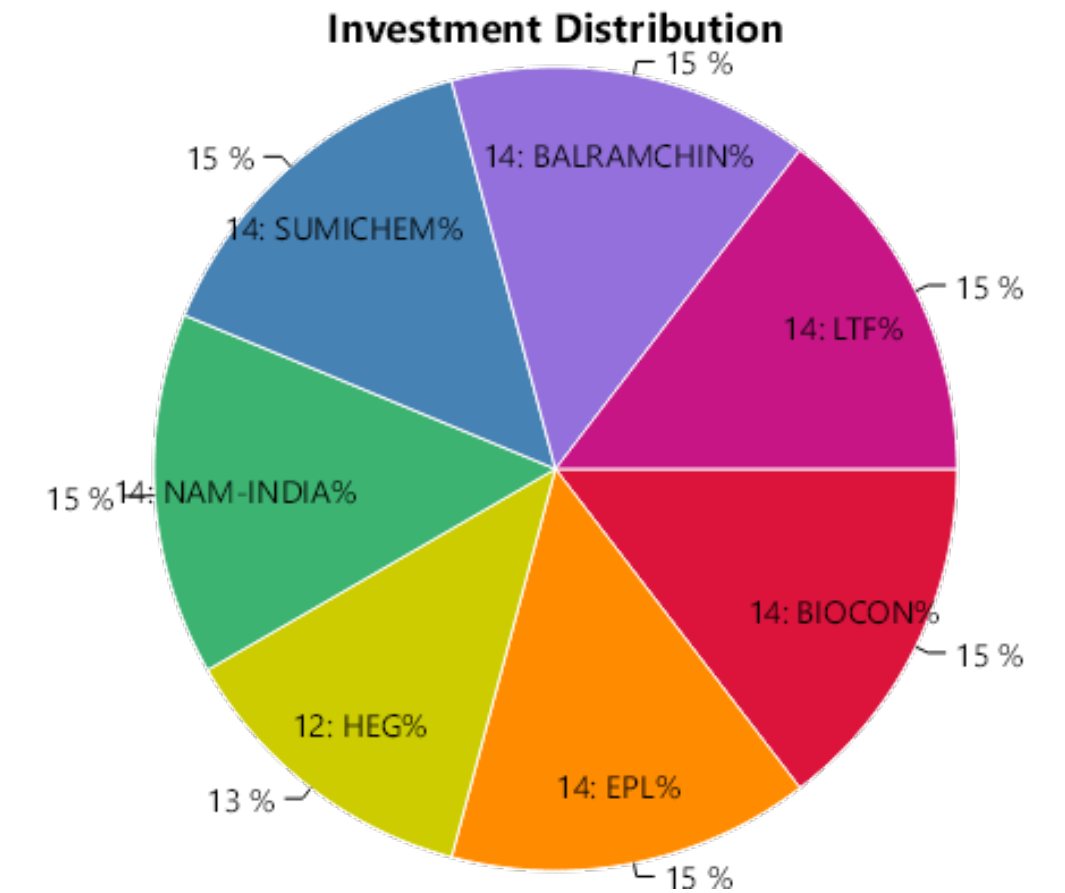
\*\* Includes unrealized gains for open stocks, if any.

## STOCK WISE PERFORMANCE SUMMARY

Sr No.	Stock Name	Status	Amount Invested*	Sale Proceeds*	Profit/(Loss)**	%Return
1	BIOCON	Profit	16559.08	17225.62	666.54	4.03%
2	EPL	Profit	16619.10	17187.90	568.80	3.42%
3	HEG	Profit	14550.60	15158.40	607.80	4.18%
4	NAM-INDIA	Profit	16725.00	17355.68	630.68	3.77%
5	SUMICHEM	Profit	16700.10	17311.74	611.64	3.66%
6	BALRAMCHIN	Loss	16117.30	12721.22	-3396.08	-21.07%
7	LTF	Loss	16540.16	13134.27	-3405.89	-20.59%
<b>Total</b>			<b>113811.34</b>	<b>110094.83</b>	<b>-3716.51</b>	<b>-3.27%</b>

## OVERALL PERFORMANCE SUMMARY

Amount Invested	Sale Proceeds	Profit/(Loss)	%Return
113811.34	110094.83	-3716.51	-3.27%



\* We have considered the market value for open stocks as on the previous day prior to the report for open stocks.

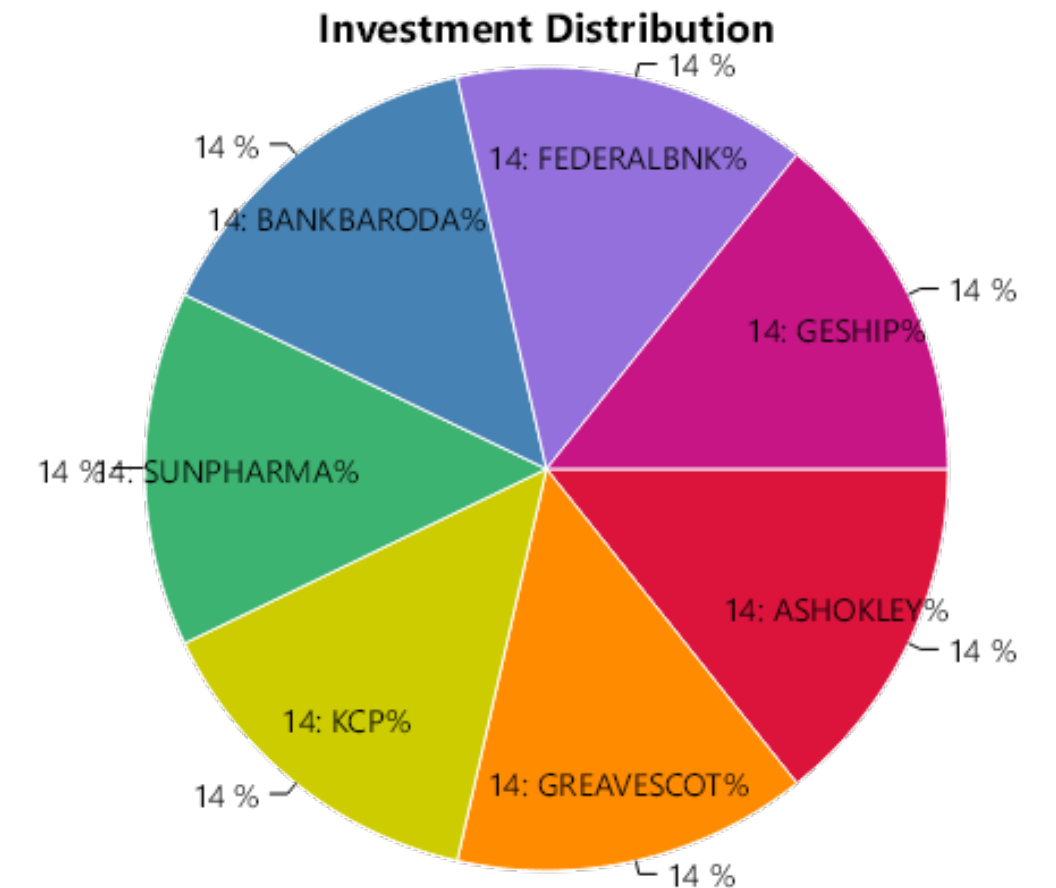
\*\* Includes unrealized gains for open stocks, if any.

## STOCK WISE PERFORMANCE SUMMARY

Sr No.	Stock Name	Status	Amount Invested*	Sale Proceeds*	Profit/(Loss)**	%Return
1	ASHOKLEY	Profit	38867.91	40554.04	1686.13	4.34%
2	GREAVESCOT	Profit	38709.62	40771.33	2061.71	5.33%
3	KCP	Profit	38542.24	40980.51	2438.27	6.33%
4	SUNPHARMA	Profit	38060.82	38419.29	358.47	0.94%
5	BANKBARODA	Loss	38807.12	62387.45	23580.33	60.76%
6	FEDERALBNK	Loss	38693.58	36831.08	-1862.50	-4.81%
7	GESHIP	Loss	38409.28	30658.73	-7750.55	-20.18%
<b>Total</b>			<b>270090.57</b>	<b>290602.43</b>	<b>20511.86</b>	<b>7.59%</b>

## OVERALL PERFORMANCE SUMMARY

Amount Invested	Sale Proceeds	Profit/(Loss)	%Return
270090.57	290602.43	20511.86	7.59%



\* We have considered the market value for open stocks as on the previous day prior to the report for open stocks.

\*\* Includes unrealized gains for open stocks, if any.

## Contact Details

 LKP Securities Ltd, SPIP Division

 91 22 66351336 / 91 22 66351337     [spip@lkpsec.com](mailto:spip@lkpsec.com)

 Registered Office: 203, Embassy Centre, Nariman Point, Mumbai - 400021.

 Registered Office: 2nd Floor, Gala Impecca, Andheri Kurla Road, Near Hotel Courtyard Marriott, Chakala, Andheri (East), Mumbai-400059.

## Compliance & Grievance Officer

 Mr. Ritesh Tiwari

 022-6635 1234

 [ho\\_compliance@lkpsec.com](mailto:ho_compliance@lkpsec.com)

**Disclaimer & Disclosure :** LKP Securities Ltd. (CIN-U67120MH1994PLC080039, www.Lkpsec.com) and its affiliates are a full- fledged, brokerage and financing group. LKP Securities Ltd is a SEBI registered Research Analyst with registration number INH000001758. LKP is a corporate trading member of Bombay Stock Exchange Limited (BSE), National Stock Exchange of India Limited (NSE) and Metropolitan Stock Exchange of India Limited (MSEI). LKP along with its subsidiaries offers the most comprehensive avenues for investments and is engaged in the businesses including stock broking (Institutional and retail), merchant banking, commodity broking, depository participant rendered in connection with distribution of primary market issues and financial products like mutual funds etc.

LKP offers research services to clients. The analyst for this report certifies that all of the views expressed in this report accurately reflect his or her personal views about the subject company or companies and its or their securities, and no part of his or her compensation was, is or will be, directly or indirectly related to specific recommendations or views expressed in this report.

Further, the information in the document has been printed on the basis of publicly available information; internal data and other sources believed to be true and are for general guidance only but which may have not been verified independently. While every effort is made to ensure the accuracy and completeness of information contained, the company takes no responsibility and assumes no liability for any error/ omission or accuracy of the information. Recipients of this material should rely on their own judgments and conclusions from relevant sources before making any investment. The investments discussed or recommended in this report may not be suitable for all investors. Opinion expressed is the current opinion as of the date appearing on the material only. Value of the investments referred to in this material are subject to volatility. Past performance is not a guide for future performance. Investment in securities market are subject to market risks. Read all the related documents carefully before investing. Registration granted by SEBI and certification from NISM in no way guarantee performance of the intermediary or provide any assurance of returns to investors. These securities quoted are for illustration only and are not recommendatory.

Mr. S. Ranganathan (Advisor) - SEBI Registration No-INH2200252399,  
Mr. Kunal Bothra (Research Analyst) - SEBI Registered No. INH000005263

**THANK YOU**