

# SPIP Performance Report 2024-2025

Client Name : JAGDISH N BARAI HUF

Client Code : RA000701

Date : 23/12/2025



Sr No.	Month	Amount Invested	Sale Proceeds*	Profit/(Loss)**	%Return
1	Apr-2024	250578.17	264606.51	14028.34	5.60%
2	May-2024	211700.90	219815.19	8114.29	3.83%
3	Jun-2024	169023.53	167624.07	-1399.46	-0.83%
4	Jul-2024	176144.02	174452.23	-1691.79	-0.96%
5	Aug-2024	326067.90	301902.58	-24165.32	-7.41%
6	Sep-2024	166294.34	161086.76	-5207.58	-3.13%
7	Oct-2024	120414.35	118761.77	-1652.58	-1.37%
8	Nov-2024	253772.01	243941.19	-9830.82	-3.87%
9	Dec-2024	171406.42	164881.79	-6524.63	-3.81%
10	Mar-2025	162790.30	175206.96	12416.66	7.63%

\* We have considered the market value for open stocks as on the previous day prior to the report for open stocks.

\*\* Includes unrealized gains for open stocks, if any.

## STOCK WISE PERFORMANCE SUMMARY

Sr No.	Stock Name	Status	Amount Invested*	Sale Proceeds*	Profit/(Loss)**	%Return
1	BEL	Profit	41651.86	44132.41	2480.55	5.96%
2	CANBK	Profit	41548.24	43936.43	2388.19	5.75%
3	CENTRALBK	Profit	42086.35	44137.49	2051.14	4.87%
4	HEG	Profit	41338.26	43890.30	2552.04	6.17%
5	LTF	Profit	42334.32	44402.27	2067.95	4.88%
6	NHPC	Profit	41619.14	44107.61	2488.47	5.98%
7	ORIENTHOT	Out of range	0.00	0.00	0.00	0%
<b>Total</b>			<b>250578.17</b>	<b>264606.51</b>	<b>14028.34</b>	<b>5.60%</b>

## OVERALL PERFORMANCE SUMMARY

Amount Invested	Sale Proceeds	Profit/(Loss)	%Return
250578.17	264606.51	14028.34	5.60%



\* We have considered the market value for open stocks as on the previous day prior to the report for open stocks.

\*\* Includes unrealized gains for open stocks, if any.

## STOCK WISE PERFORMANCE SUMMARY

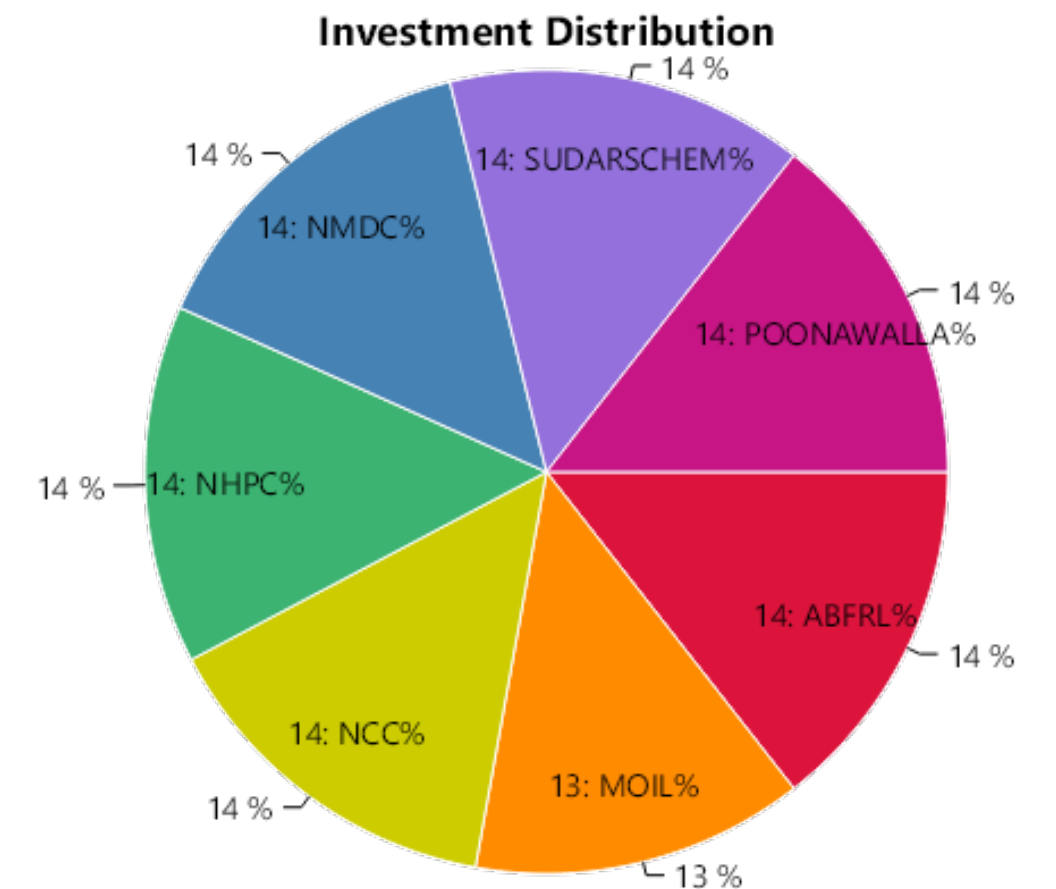
Sr No.	Stock Name	Status	Amount Invested*	Sale Proceeds*	Profit/(Loss)**	%Return
1	ABFRL	Profit	30281.28	32110.45	1829.17	6.04%
2	MOIL	Profit	28825.33	31844.50	3019.17	10.47%
3	NCC	Profit	30733.51	32365.05	1631.54	5.31%
4	NHPC	Profit	30662.23	32230.04	1567.81	5.11%
5	NMDC	Profit	29882.66	32265.92	2383.26	7.98%
6	SUDARSCHEM	Profit	30652.26	34731.94	4079.68	13.31%
7	POONAWALLA	Loss	30663.63	24267.29	-6396.34	-20.86%
<b>Total</b>			<b>211700.90</b>	<b>219815.19</b>	<b>8114.29</b>	<b>3.83%</b>

## OVERALL PERFORMANCE SUMMARY

Amount Invested	Sale Proceeds	Profit/(Loss)	%Return
211700.90	219815.19	8114.29	3.83%

\* We have considered the market value for open stocks as on the previous day prior to the report for open stocks.

\*\* Includes unrealized gains for open stocks, if any.



## STOCK WISE PERFORMANCE SUMMARY

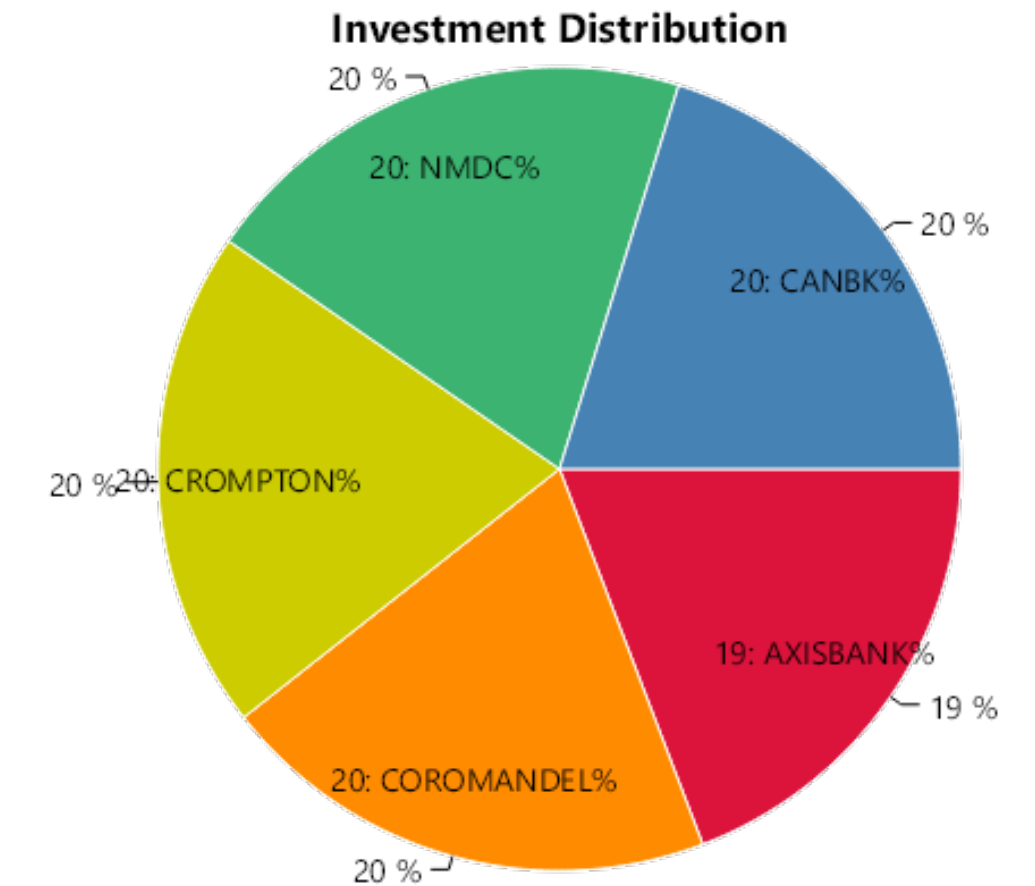
Sr No.	Stock Name	Status	Amount Invested*	Sale Proceeds*	Profit/(Loss)**	%Return
1	AXISBANK	Profit	33101.05	34741.34	1640.29	4.96%
2	COROMANDEL	Profit	33839.65	35327.90	1488.25	4.40%
3	CROMPTON	Profit	34056.43	35494.90	1438.47	4.22%
4	NMDC	Profit	34102.09	35548.97	1446.88	4.24%
5	CMSINFO	Out of range	0.00	0.00	0.00	0%
6	CANBK	Loss	33924.31	26510.96	-7413.35	-21.85%
<b>Total</b>			<b>169023.53</b>	<b>167624.07</b>	<b>-1399.46</b>	<b>-0.83%</b>

## OVERALL PERFORMANCE SUMMARY

Amount Invested	Sale Proceeds	Profit/(Loss)	%Return
169023.53	167624.07	-1399.46	-0.83%

\* We have considered the market value for open stocks as on the previous day prior to the report for open stocks.

\*\* Includes unrealized gains for open stocks, if any.



## STOCK WISE PERFORMANCE SUMMARY

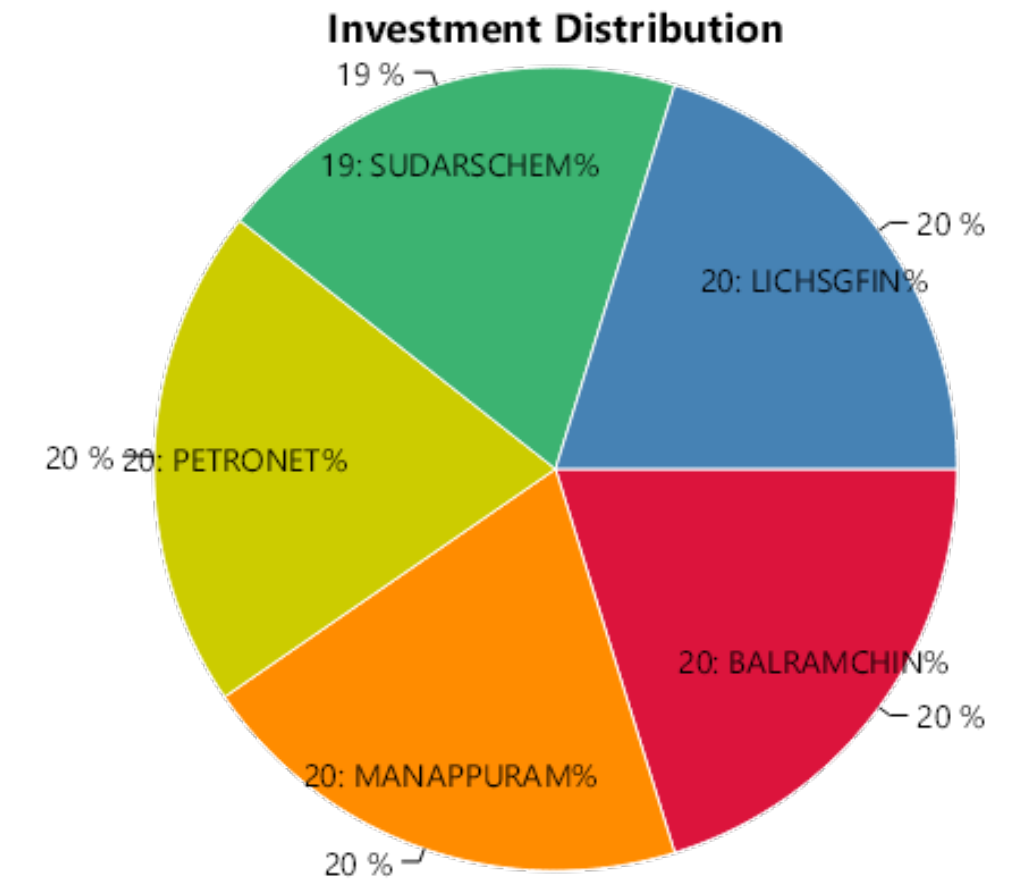
Sr No.	Stock Name	Status	Amount Invested*	Sale Proceeds*	Profit/(Loss)**	%Return
1	BALRAMCHIN	Profit	35358.44	36648.54	1290.10	3.65%
2	MANAPPURAM	Profit	35403.45	36800.68	1397.23	3.95%
3	PETRONET	Profit	35422.02	36910.35	1488.33	4.20%
4	SUDARSCHEM	Profit	34592.89	36181.73	1588.84	4.59%
5	CMSINFO	Out of range	0.00	0.00	0.00	0%
6	LICHSGFIN	Loss	35367.22	27910.93	-7456.29	-21.08%
<b>Total</b>			<b>176144.02</b>	<b>174452.23</b>	<b>-1691.79</b>	<b>-0.96%</b>

## OVERALL PERFORMANCE SUMMARY

Amount Invested	Sale Proceeds	Profit/(Loss)	%Return
176144.02	174452.23	-1691.79	-0.96%

\* We have considered the market value for open stocks as on the previous day prior to the report for open stocks.

\*\* Includes unrealized gains for open stocks, if any.

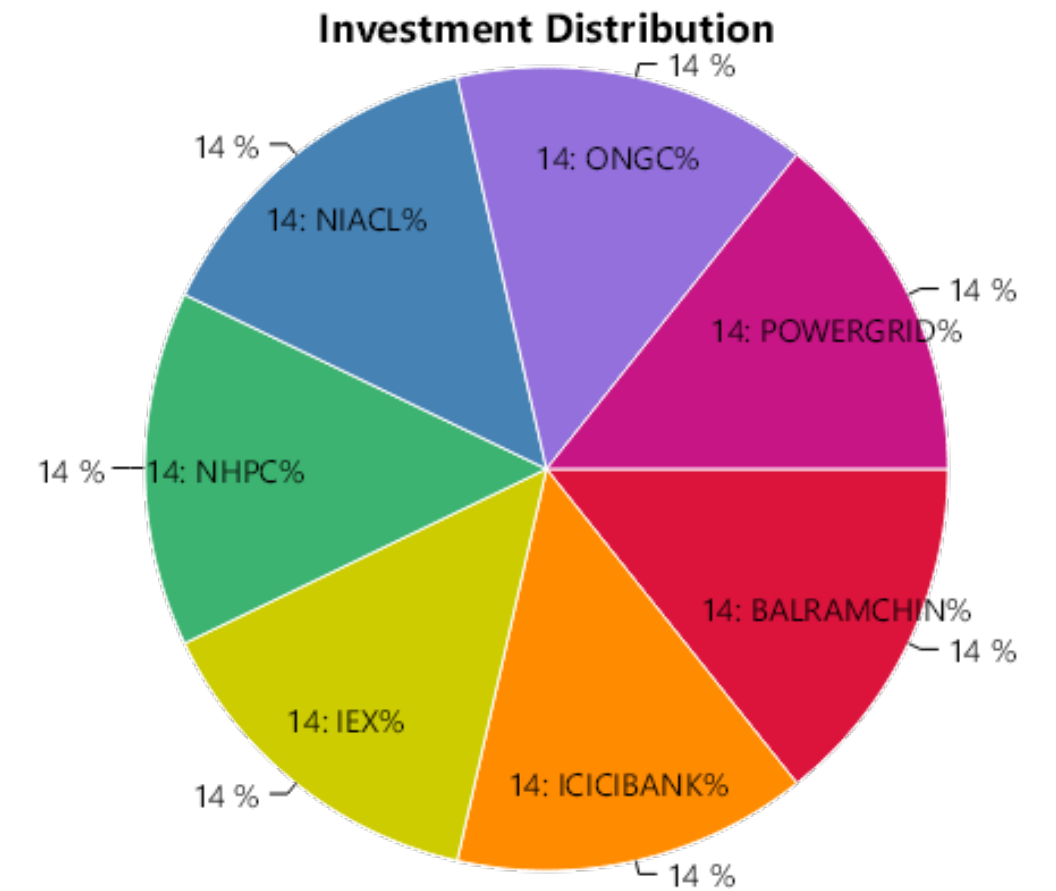


## STOCK WISE PERFORMANCE SUMMARY

Sr No.	Stock Name	Status	Amount Invested*	Sale Proceeds*	Profit/(Loss)**	%Return
1	BALRAMCHIN	Profit	46419.94	49908.03	3488.09	7.51%
2	ICICIBANK	Profit	46130.70	49352.94	3222.24	6.99%
3	IEX	Profit	46700.58	50543.43	3842.85	8.23%
4	NHPC	Loss	46831.76	38330.01	-8501.75	-18.15%
5	NIACL	Loss	46809.23	37468.99	-9340.24	-19.95%
6	ONGC	Loss	46593.55	38412.62	-8180.93	-17.56%
7	POWERGRID	Loss	46582.14	37886.56	-8695.58	-18.67%
<b>Total</b>			<b>326067.90</b>	<b>301902.58</b>	<b>-24165.32</b>	<b>-7.41%</b>

## OVERALL PERFORMANCE SUMMARY

Amount Invested	Sale Proceeds	Profit/(Loss)	%Return
326067.90	301902.58	-24165.32	-7.41%



\* We have considered the market value for open stocks as on the previous day prior to the report for open stocks.

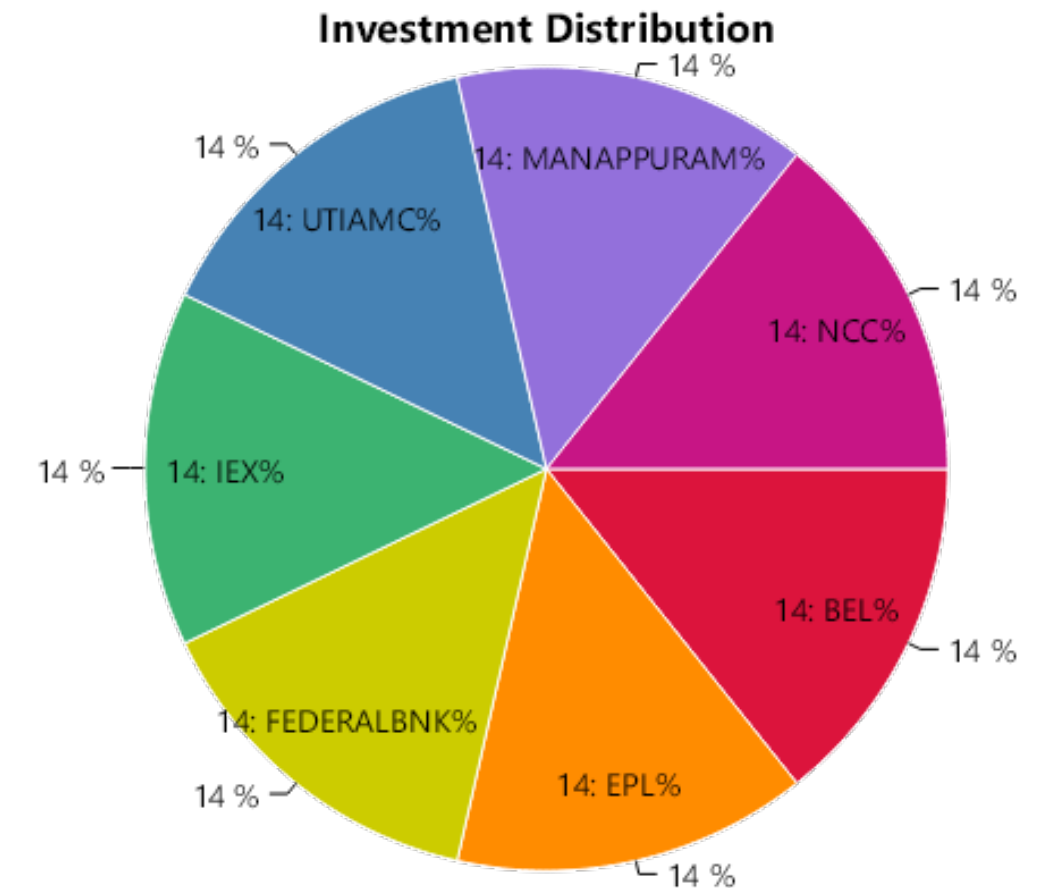
\*\* Includes unrealized gains for open stocks, if any.

## STOCK WISE PERFORMANCE SUMMARY

Sr No.	Stock Name	Status	Amount Invested*	Sale Proceeds*	Profit/(Loss)**	%Return
1	BEL	Profit	23635.99	24661.99	1026.00	4.34%
2	EPL	Profit	23771.96	24841.38	1069.42	4.50%
3	FEDERALBNK	Profit	23785.16	24756.02	970.86	4.08%
4	IEX	Profit	23980.87	24971.11	990.24	4.13%
5	UTIAMC	Profit	23322.71	24331.20	1008.49	4.32%
6	MANAPPURAM	Loss	23847.18	18756.30	-5090.88	-21.35%
7	NCC	Loss	23950.47	18768.76	-5181.71	-21.64%
<b>Total</b>			<b>166294.34</b>	<b>161086.76</b>	<b>-5207.58</b>	<b>-3.13%</b>

## OVERALL PERFORMANCE SUMMARY

Amount Invested	Sale Proceeds	Profit/(Loss)	%Return
166294.34	161086.76	-5207.58	-3.13%



\* We have considered the market value for open stocks as on the previous day prior to the report for open stocks.

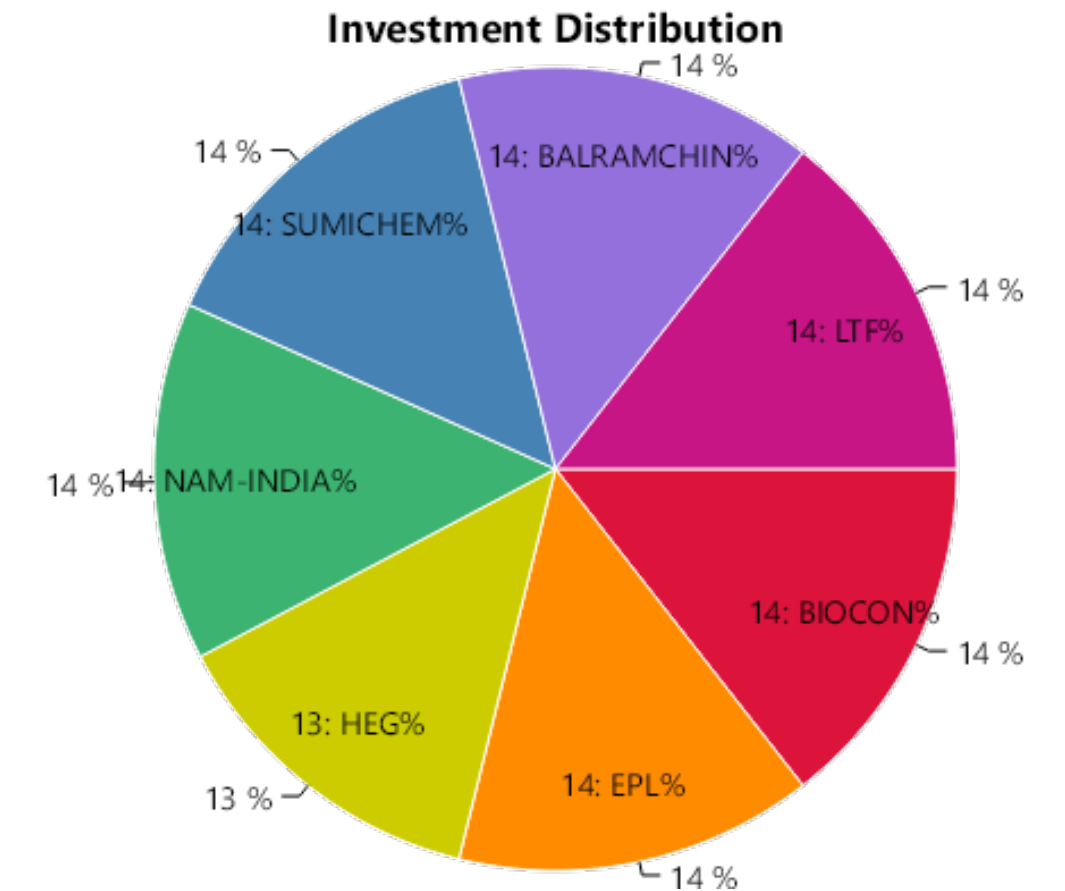
\*\* Includes unrealized gains for open stocks, if any.

## STOCK WISE PERFORMANCE SUMMARY

Sr No.	Stock Name	Status	Amount Invested*	Sale Proceeds*	Profit/(Loss)**	%Return
1	BIOCON	Profit	17405.29	18367.65	962.36	5.53%
2	EPL	Profit	17141.52	18318.69	1177.17	6.87%
3	HEG	Profit	16591.26	17702.51	1111.25	6.70%
4	NAM-INDIA	Profit	17171.97	18071.07	899.10	5.24%
5	SUMICHEM	Profit	17633.60	18486.90	853.30	4.84%
6	BALRAMCHIN	Loss	17208.59	13797.66	-3410.93	-19.82%
7	LTF	Loss	17262.12	14017.29	-3244.83	-18.80%
<b>Total</b>			<b>120414.35</b>	<b>118761.77</b>	<b>-1652.58</b>	<b>-1.37%</b>

## OVERALL PERFORMANCE SUMMARY

Amount Invested	Sale Proceeds	Profit/(Loss)	%Return
120414.35	118761.77	-1652.58	-1.37%



\* We have considered the market value for open stocks as on the previous day prior to the report for open stocks.

\*\* Includes unrealized gains for open stocks, if any.

## STOCK WISE PERFORMANCE SUMMARY

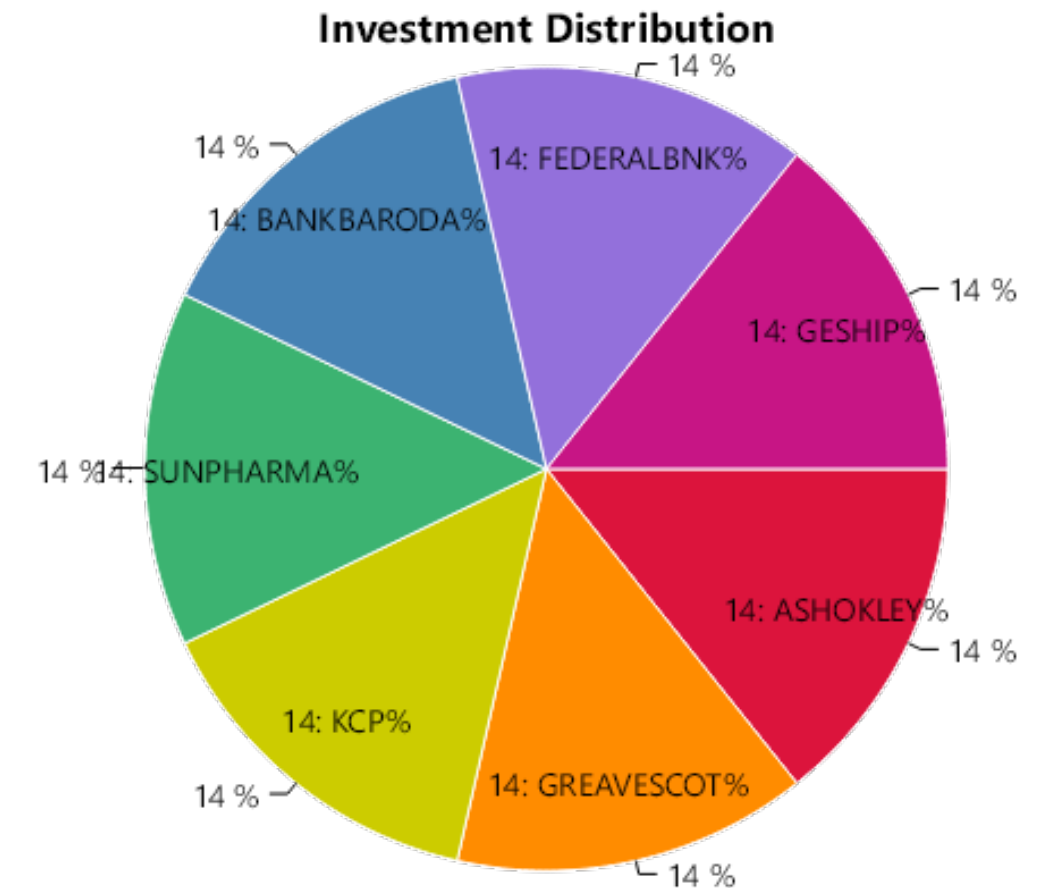
Sr No.	Stock Name	Status	Amount Invested*	Sale Proceeds*	Profit/(Loss)**	%Return
1	ASHOKLEY	Profit	36360.90	38021.73	1660.83	4.57%
2	GREAVESCOT	Profit	35993.63	38231.54	2237.91	6.22%
3	KCP	Profit	36421.32	38555.51	2134.19	5.86%
4	SUNPHARMA	Profit	36132.20	36663.20	531.00	1.47%
5	BANKBARODA	Loss	36552.22	29196.62	-7355.60	-20.12%
6	FEDERALBNK	Loss	36720.64	34496.00	-2224.64	-6.06%
7	GESHIP	Loss	35591.10	28776.59	-6814.51	-19.15%
<b>Total</b>			<b>253772.01</b>	<b>243941.19</b>	<b>-9830.82</b>	<b>-3.87%</b>

## OVERALL PERFORMANCE SUMMARY

Amount Invested	Sale Proceeds	Profit/(Loss)	%Return
253772.01	243941.19	-9830.82	-3.87%

\* We have considered the market value for open stocks as on the previous day prior to the report for open stocks.

\*\* Includes unrealized gains for open stocks, if any.



## STOCK WISE PERFORMANCE SUMMARY

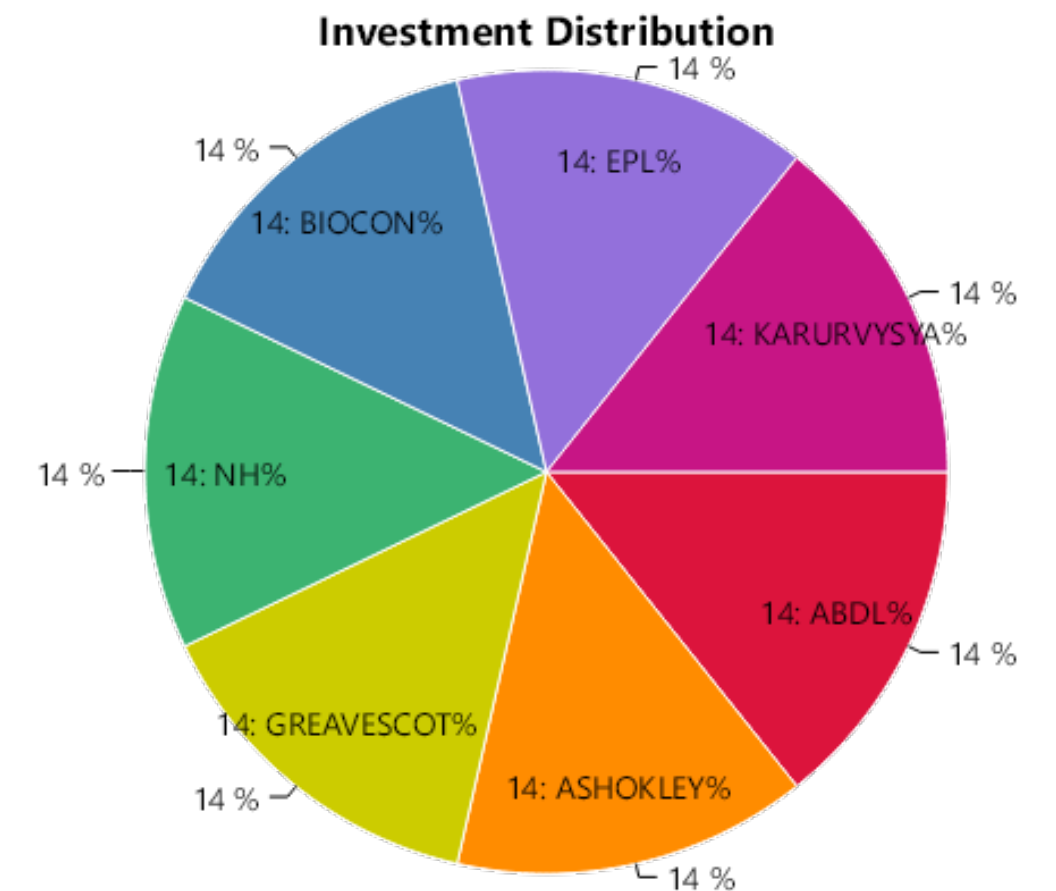
Sr No.	Stock Name	Status	Amount Invested*	Sale Proceeds*	Profit/(Loss)**	%Return
1	ABDL	Profit	24534.84	25912.26	1377.42	5.61%
2	ASHOKLEY	Profit	24339.61	24488.64	149.03	0.61%
3	GREAVESCOT	Profit	24687.60	30460.79	5773.19	23.38%
4	NH	Profit	24240.42	25590.24	1349.82	5.57%
5	BIOCON	Loss	24531.00	19727.50	-4803.50	-19.58%
6	EPL	Loss	24523.95	19341.36	-5182.59	-21.13%
7	KARURVYSYA	Loss	24549.00	19361.00	-5188.00	-21.13%
<b>Total</b>			<b>171406.42</b>	<b>164881.79</b>	<b>-6524.63</b>	<b>-3.81%</b>

## OVERALL PERFORMANCE SUMMARY

Amount Invested	Sale Proceeds	Profit/(Loss)	%Return
171406.42	164881.79	-6524.63	-3.81%

\* We have considered the market value for open stocks as on the previous day prior to the report for open stocks.

\*\* Includes unrealized gains for open stocks, if any.

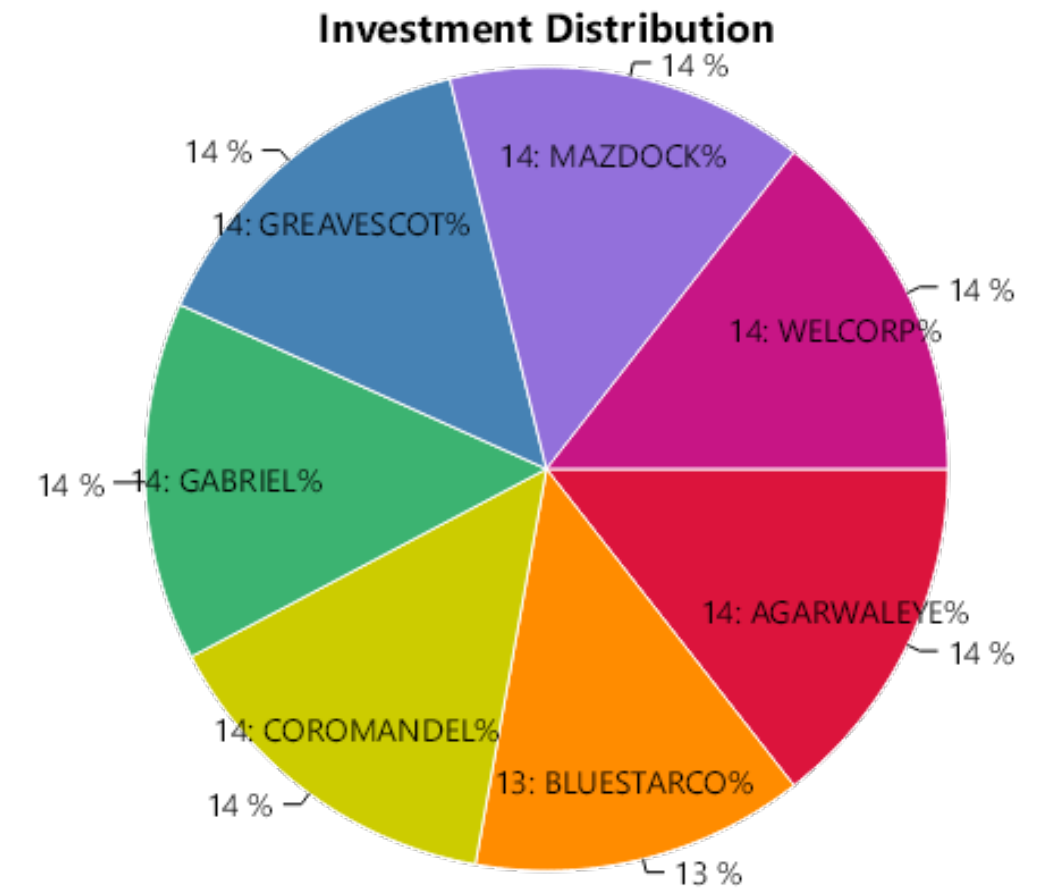


## STOCK WISE PERFORMANCE SUMMARY

Sr No.	Stock Name	Status	Amount Invested*	Sale Proceeds*	Profit/(Loss)**	%Return
1	AGARWALEYE	Profit	23540.72	25286.80	1746.08	7.42%
2	BLUESTARCO	Profit	22406.89	23868.13	1461.24	6.52%
3	COROMANDEL	Profit	23509.88	24948.04	1438.16	6.12%
4	GABRIEL	Profit	23485.31	24999.16	1513.85	6.45%
5	GREAVESCOT	Profit	23265.00	26231.86	2966.86	12.75%
6	MAZDOCK	Profit	23359.30	24755.20	1395.90	5.98%
7	WELCORP	Profit	23223.20	25117.77	1894.57	8.16%
<b>Total</b>			<b>162790.30</b>	<b>175206.96</b>	<b>12416.66</b>	<b>7.63%</b>

## OVERALL PERFORMANCE SUMMARY

Amount Invested	Sale Proceeds	Profit/(Loss)	%Return
162790.30	175206.96	12416.66	7.63%



\* We have considered the market value for open stocks as on the previous day prior to the report for open stocks.

\*\* Includes unrealized gains for open stocks, if any.

## Contact Details

 LKP Securities Ltd, SPIP Division

 91 22 66351336 / 91 22 66351337     [spip@lkpsec.com](mailto:spip@lkpsec.com)

 Registered Office: 203, Embassy Centre, Nariman Point, Mumbai - 400021.

 Registered Office: 2nd Floor, Gala Impecca, Andheri Kurla Road, Near Hotel Courtyard Marriott, Chakala, Andheri (East), Mumbai-400059.

## Compliance & Grievance Officer

 Mr. Ritesh Tiwari

 022-6635 1234

 [ho\\_compliance@lkpsec.com](mailto:ho_compliance@lkpsec.com)

**Disclaimer & Disclosure :** LKP Securities Ltd. (CIN-U67120MH1994PLC080039, www.Lkpsec.com) and its affiliates are a full- fledged, brokerage and financing group. LKP Securities Ltd is a SEBI registered Research Analyst with registration number INH000001758. LKP is a corporate trading member of Bombay Stock Exchange Limited (BSE), National Stock Exchange of India Limited (NSE) and Metropolitan Stock Exchange of India Limited (MSEI). LKP along with its subsidiaries offers the most comprehensive avenues for investments and is engaged in the businesses including stock broking (Institutional and retail), merchant banking, commodity broking, depository participant rendered in connection with distribution of primary market issues and financial products like mutual funds etc.

LKP offers research services to clients. The analyst for this report certifies that all of the views expressed in this report accurately reflect his or her personal views about the subject company or companies and its or their securities, and no part of his or her compensation was, is or will be, directly or indirectly related to specific recommendations or views expressed in this report.

Further, the information in the document has been printed on the basis of publicly available information; internal data and other sources believed to be true and are for general guidance only but which may have not been verified independently. While every effort is made to ensure the accuracy and completeness of information contained, the company takes no responsibility and assumes no liability for any error/ omission or accuracy of the information. Recipients of this material should rely on their own judgments and conclusions from relevant sources before making any investment. The investments discussed or recommended in this report may not be suitable for all investors. Opinion expressed is the current opinion as of the date appearing on the material only. Value of the investments referred to in this material are subject to volatility. Past performance is not a guide for future performance. Investment in securities market are subject to market risks. Read all the related documents carefully before investing. Registration granted by SEBI and certification from NISM in no way guarantee performance of the intermediary or provide any assurance of returns to investors. These securities quoted are for illustration only and are not recommendatory.

Mr. S. Ranganathan (Advisor) - SEBI Registration No-INH2200252399,  
Mr. Kunal Bothra (Research Analyst) - SEBI Registered No. INH000005263



**THANK YOU**