

# SPIP Performance Report 2024-2025

Client Name : SHUBA JYOTHY BOBBILI

Client Code : RA000760

Date : 23/12/2025



Sr No.	Month	Amount Invested	Sale Proceeds*	Profit/(Loss)**	%Return
1	May-2024	36139.19	36405.70	266.51	0.74%
2	Jun-2024	7395.90	9318.60	1922.70	26.00%
3	Aug-2024	34438.05	30732.47	-3705.58	-10.76%
4	Sep-2024	11807.33	12330.57	523.24	4.43%
5	Oct-2024	8312.57	9191.01	878.44	10.57%
6	Nov-2024	12258.12	12133.95	-124.17	-1.01%

\* We have considered the market value for open stocks as on the previous day prior to the report for open stocks.

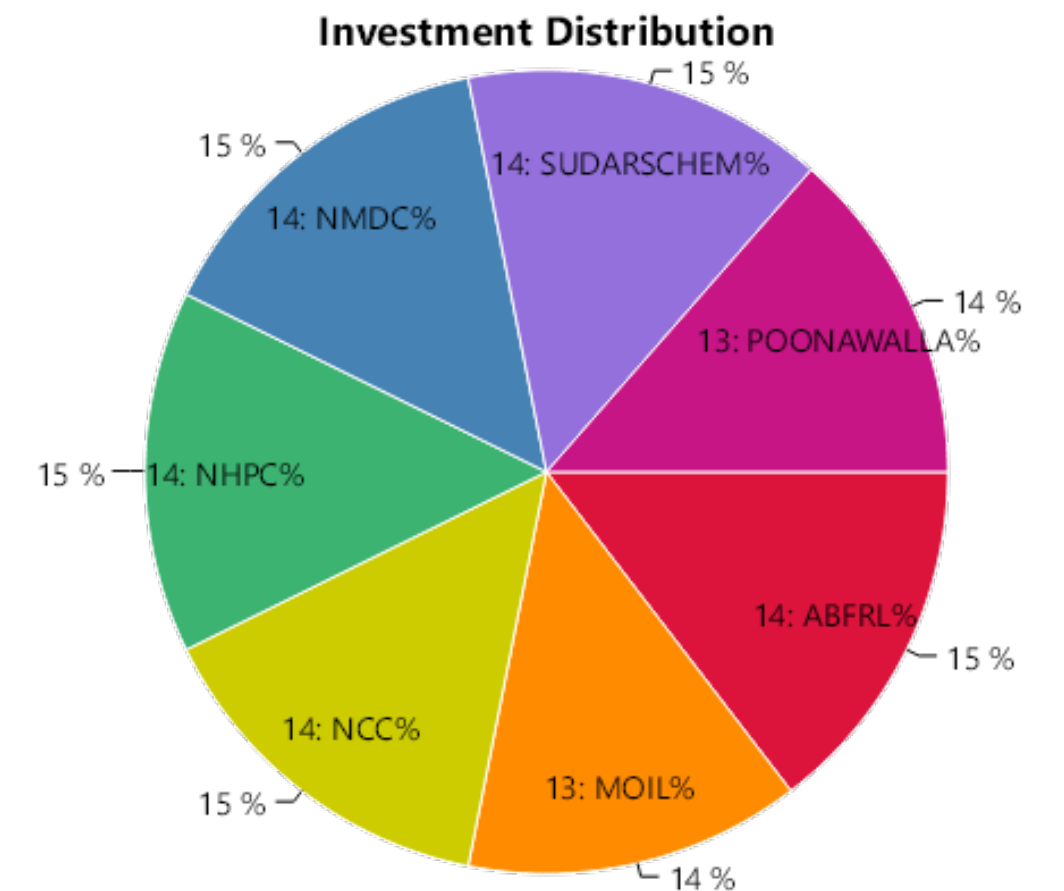
\*\* Includes unrealized gains for open stocks, if any.

## STOCK WISE PERFORMANCE SUMMARY

Sr No.	Stock Name	Status	Amount Invested*	Sale Proceeds*	Profit/(Loss)**	%Return
1	ABFRL	Profit	5196.59	5332.80	136.21	2.62%
2	MOIL	Profit	4999.55	5133.20	133.65	2.67%
3	NCC	Profit	5261.29	5418.37	157.08	2.99%
4	NHPC	Profit	5275.92	5422.27	146.35	2.77%
5	NMDC	Profit	5191.33	5358.56	167.23	3.22%
6	SUDARSCHEM	Profit	5269.63	5909.14	639.51	12.14%
7	POONAWALLA	Loss	4944.88	3831.36	-1113.52	-22.52%
<b>Total</b>			<b>36139.19</b>	<b>36405.70</b>	<b>266.51</b>	<b>0.74%</b>

## OVERALL PERFORMANCE SUMMARY

Amount Invested	Sale Proceeds	Profit/(Loss)	%Return
36139.19	36405.70	266.51	0.74%



\* We have considered the market value for open stocks as on the previous day prior to the report for open stocks.

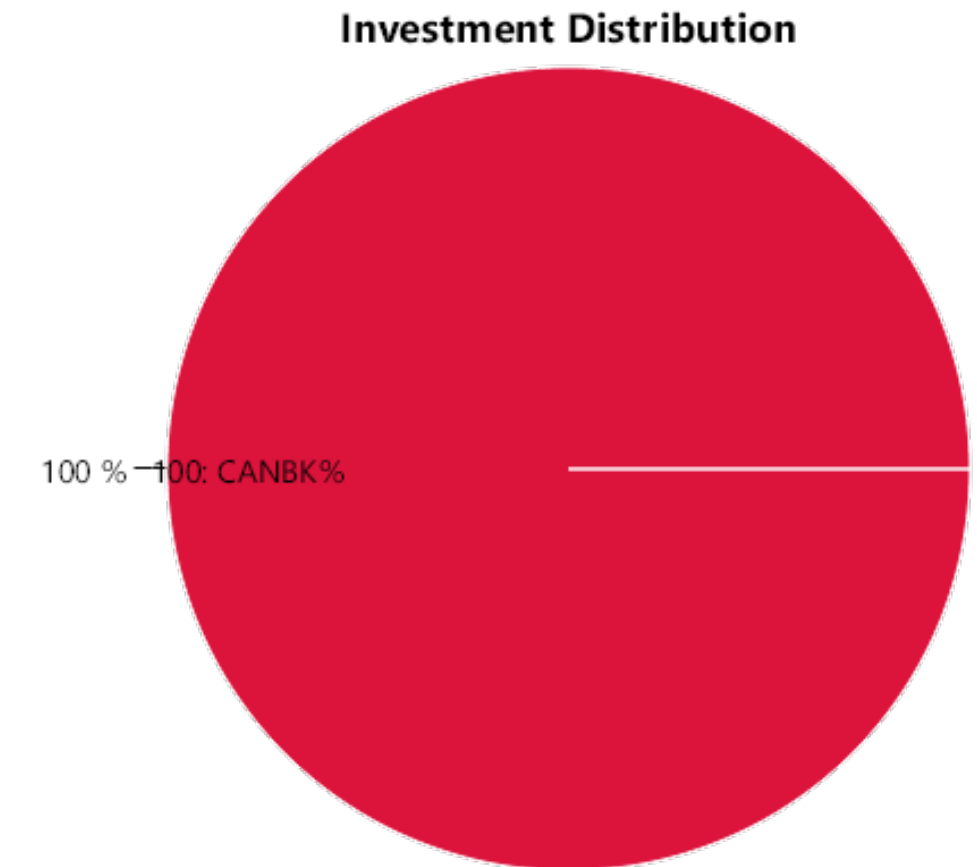
\*\* Includes unrealized gains for open stocks, if any.

## STOCK WISE PERFORMANCE SUMMARY

Sr No.	Stock Name	Status	Amount Invested*	Sale Proceeds*	Profit/(Loss)**	%Return
1	CANBK	Open	7395.90	9318.60	1922.70	26.00%
2	AXISBANK	Out of range	0.00	0.00	0.00	0%
3	CMSINFO	Out of range	0.00	0.00	0.00	0%
4	COROMANDEL	Out of range	0.00	0.00	0.00	0%
5	CROMPTON	Out of range	0.00	0.00	0.00	0%
6	NMDC	Out of range	0.00	0.00	0.00	0%
<b>Total</b>			<b>7395.90</b>	<b>9318.60</b>	<b>1922.70</b>	<b>26.00%</b>

## OVERALL PERFORMANCE SUMMARY

Amount Invested	Sale Proceeds	Profit/(Loss)	%Return
7395.90	9318.60	1922.70	26.00%



\* We have considered the market value for open stocks as on the previous day prior to the report for open stocks.

\*\* Includes unrealized gains for open stocks, if any.

## STOCK WISE PERFORMANCE SUMMARY

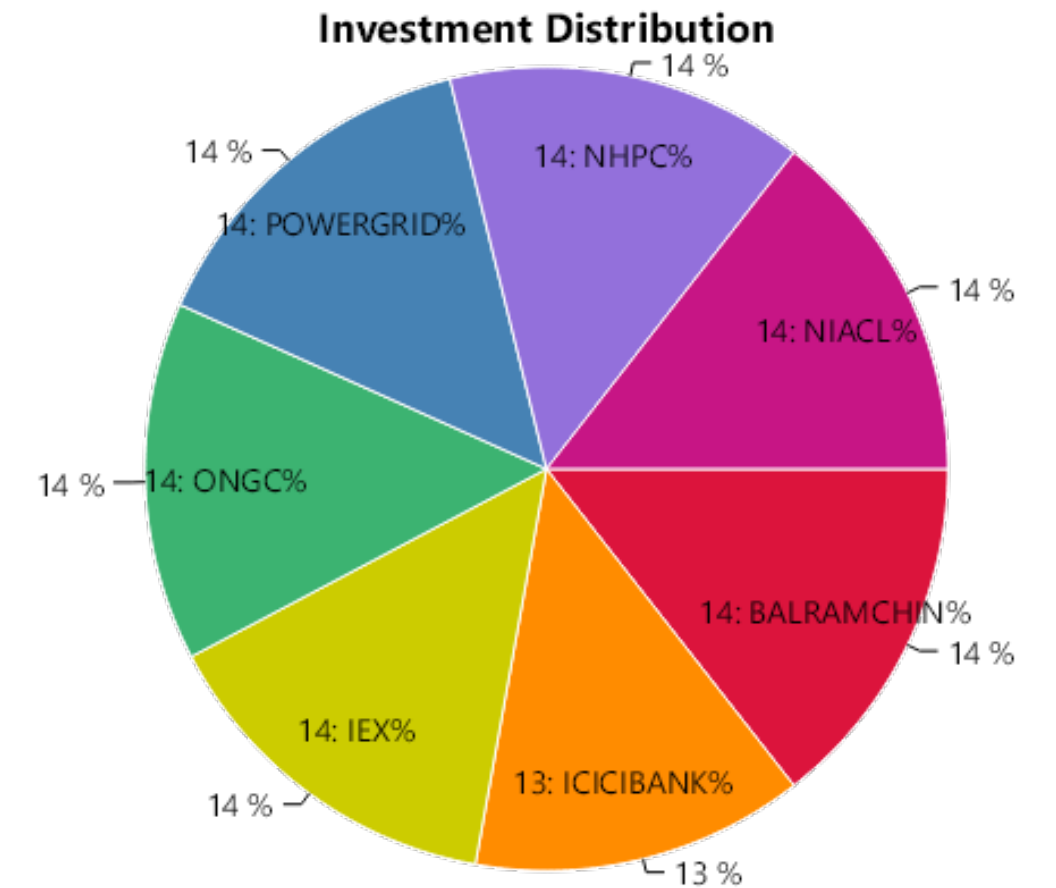
Sr No.	Stock Name	Status	Amount Invested*	Sale Proceeds*	Profit/(Loss)**	%Return
1	BALRAMCHIN	Profit	4827.08	5074.60	247.52	5.13%
2	ICICIBANK	Profit	4748.86	5046.64	297.78	6.27%
3	IEX	Profit	5106.37	5344.89	238.52	4.67%
4	ONGC	Open	4830.53	3512.70	-1317.83	-27.28%
5	POWERGRID	Open	4925.89	3710.00	-1215.89	-24.68%
6	NHPC	Loss	5086.37	4066.36	-1020.01	-20.05%
7	NIACL	Loss	4912.95	3977.28	-935.67	-19.04%
<b>Total</b>			<b>34438.05</b>	<b>30732.47</b>	<b>-3705.58</b>	<b>-10.76%</b>

## OVERALL PERFORMANCE SUMMARY

Amount Invested	Sale Proceeds	Profit/(Loss)	%Return
34438.05	30732.47	-3705.58	-10.76%

\* We have considered the market value for open stocks as on the previous day prior to the report for open stocks.

\*\* Includes unrealized gains for open stocks, if any.

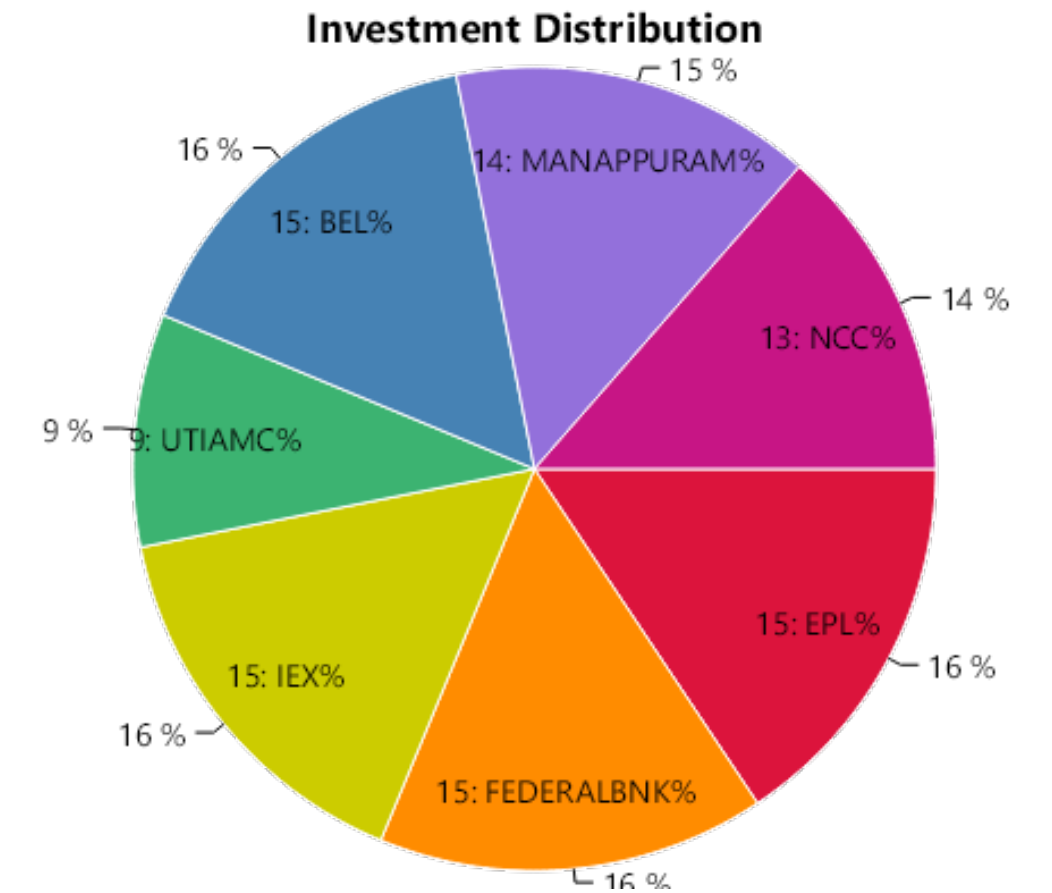


## STOCK WISE PERFORMANCE SUMMARY

Sr No.	Stock Name	Status	Amount Invested*	Sale Proceeds*	Profit/(Loss)**	%Return
1	EPL	Profit	1776.24	1844.36	68.12	3.84%
2	FEDERALBNK	Profit	1789.86	1831.43	41.57	2.32%
3	IEX	Profit	1866.86	1912.43	45.57	2.44%
4	UTIAMC	Profit	1170.06	1212.90	42.84	3.66%
5	BEL	Open	1824.54	2393.70	569.16	31.19%
6	MANAPPURAM	Open	1756.10	2352.80	596.70	33.98%
7	NCC	Open	1623.67	782.95	-840.72	-51.78%
<b>Total</b>			<b>11807.33</b>	<b>12330.57</b>	<b>523.24</b>	<b>4.43%</b>

## OVERALL PERFORMANCE SUMMARY

Amount Invested	Sale Proceeds	Profit/(Loss)	%Return
11807.33	12330.57	523.24	4.43%



\* We have considered the market value for open stocks as on the previous day prior to the report for open stocks.

\*\* Includes unrealized gains for open stocks, if any.

## STOCK WISE PERFORMANCE SUMMARY

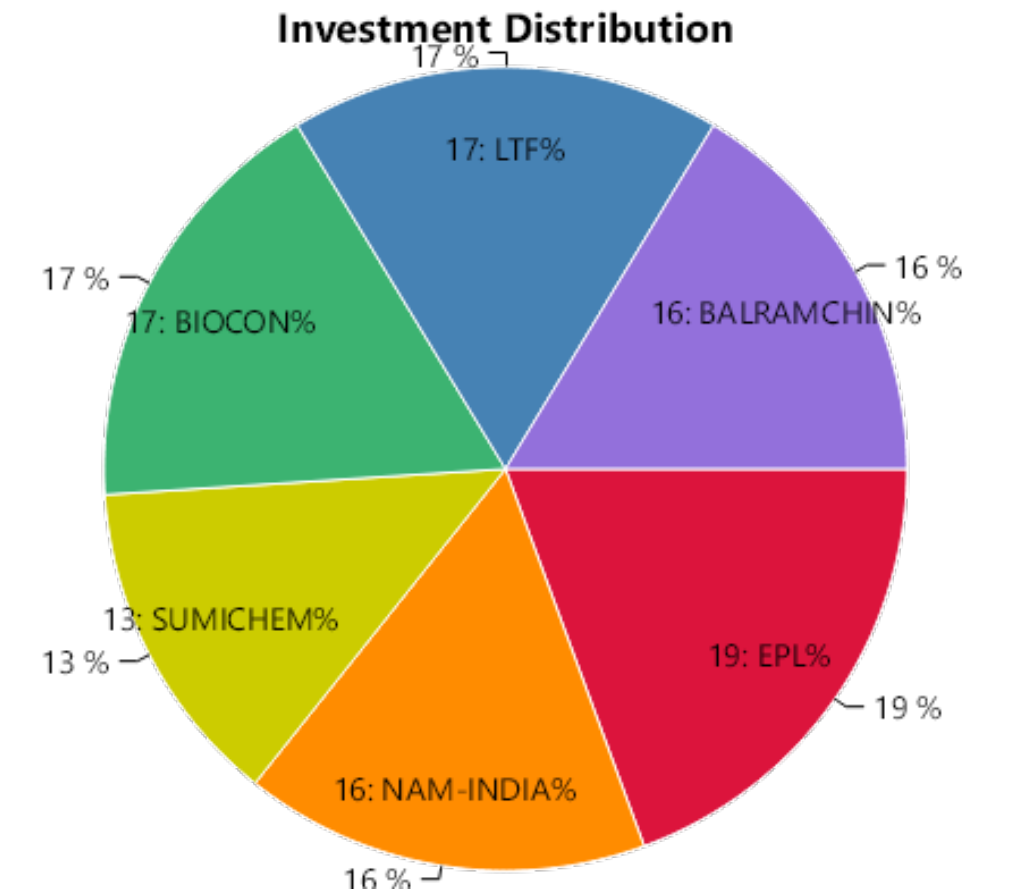
Sr No.	Stock Name	Status	Amount Invested*	Sale Proceeds*	Profit/(Loss)**	%Return
1	EPL	Profit	1611.54	1639.44	27.90	1.73%
2	NAM-INDIA	Profit	1340.68	1364.25	23.57	1.76%
3	SUMICHEM	Profit	1115.56	1128.86	13.30	1.19%
4	BIOCON	Open	1442.76	1597.20	154.44	10.70%
5	LTF	Open	1456.24	2426.80	970.56	66.65%
6	HEG	Out of range	0.00	0.00	0.00	0%
7	BALRAMCHIN	Loss	1345.79	1034.46	-311.33	-23.13%
<b>Total</b>			<b>8312.57</b>	<b>9191.01</b>	<b>878.44</b>	<b>10.57%</b>

## OVERALL PERFORMANCE SUMMARY

Amount Invested	Sale Proceeds	Profit/(Loss)	%Return
8312.57	9191.01	878.44	10.57%

\* We have considered the market value for open stocks as on the previous day prior to the report for open stocks.

\*\* Includes unrealized gains for open stocks, if any.

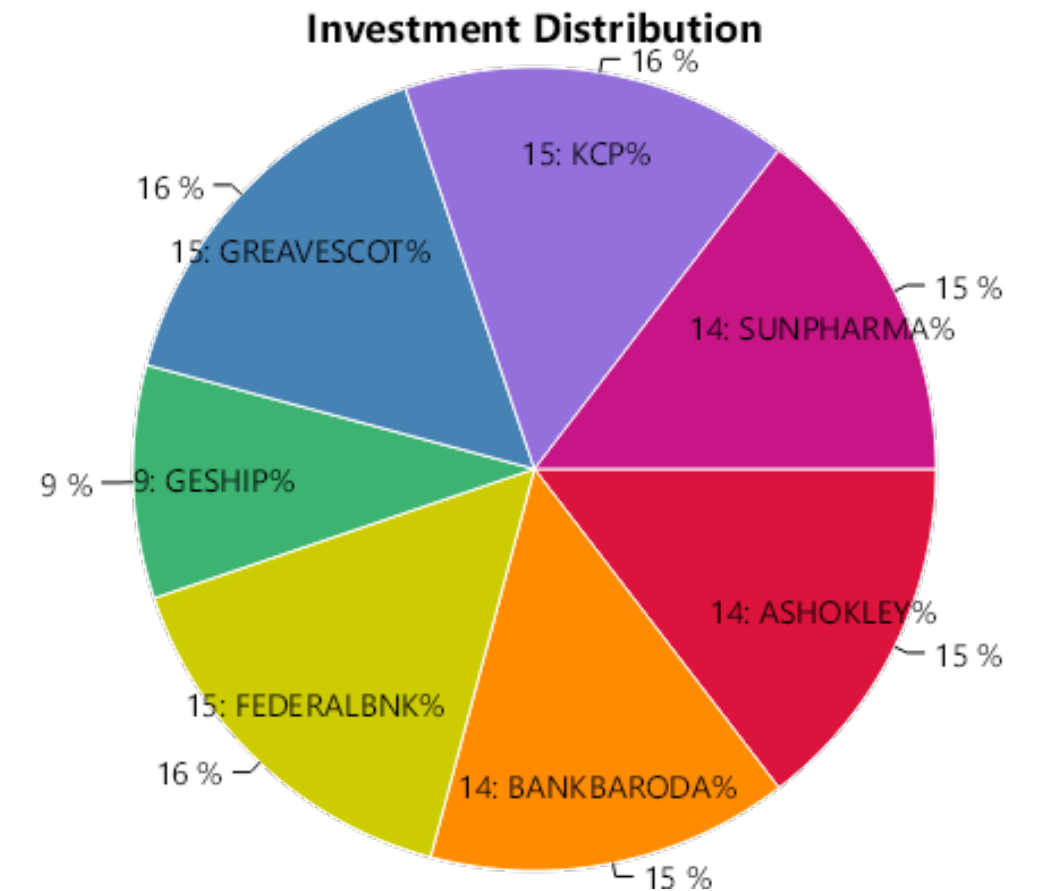


## STOCK WISE PERFORMANCE SUMMARY

Sr No.	Stock Name	Status	Amount Invested*	Sale Proceeds*	Profit/(Loss)**	%Return
1	ASHOKLEY	Open	1800.96	1416.40	-384.56	-21.35%
2	BANKBARODA	Open	1793.96	2058.00	264.04	14.72%
3	FEDERALBNK	Open	1863.27	2422.35	559.08	30.01%
4	GESHIP	Open	1211.03	1112.20	-98.83	-8.16%
5	GREAVESCOT	Open	1899.50	1898.00	-1.50	-0.08%
6	KCP	Open	1873.36	1457.20	-416.16	-22.21%
7	SUNPHARMA	Open	1816.04	1769.80	-46.24	-2.55%
<b>Total</b>			<b>12258.12</b>	<b>12133.95</b>	<b>-124.17</b>	<b>-1.01%</b>

## OVERALL PERFORMANCE SUMMARY

Amount Invested	Sale Proceeds	Profit/(Loss)	%Return
12258.12	12133.95	-124.17	-1.01%



\* We have considered the market value for open stocks as on the previous day prior to the report for open stocks.

\*\* Includes unrealized gains for open stocks, if any.

## Contact Details

 LKP Securities Ltd, SPIP Division

 91 22 66351336 / 91 22 66351337    [spip@lkpsec.com](mailto:spip@lkpsec.com)

 Registered Office: 203, Embassy Centre, Nariman Point, Mumbai - 400021.

 Registered Office: 2nd Floor, Gala Impecca, Andheri Kurla Road, Near Hotel Courtyard Marriott, Chakala, Andheri (East), Mumbai-400059.

## Compliance & Grievance Officer

 Mr. Ritesh Tiwari

 022-6635 1234

 [ho\\_compliance@lkpsec.com](mailto:ho_compliance@lkpsec.com)

**Disclaimer & Disclosure :** LKP Securities Ltd. (CIN-U67120MH1994PLC080039, www.Lkpsec.com) and its affiliates are a full- fledged, brokerage and financing group. LKP Securities Ltd is a SEBI registered Research Analyst with registration number INH000001758. LKP is a corporate trading member of Bombay Stock Exchange Limited (BSE), National Stock Exchange of India Limited (NSE) and Metropolitan Stock Exchange of India Limited (MSEI). LKP along with its subsidiaries offers the most comprehensive avenues for investments and is engaged in the businesses including stock broking (Institutional and retail), merchant banking, commodity broking, depository participant rendered in connection with distribution of primary market issues and financial products like mutual funds etc.

LKP offers research services to clients. The analyst for this report certifies that all of the views expressed in this report accurately reflect his or her personal views about the subject company or companies and its or their securities, and no part of his or her compensation was, is or will be, directly or indirectly related to specific recommendations or views expressed in this report.

Further, the information in the document has been printed on the basis of publicly available information; internal data and other sources believed to be true and are for general guidance only but which may have not been verified independently. While every effort is made to ensure the accuracy and completeness of information contained, the company takes no responsibility and assumes no liability for any error/ omission or accuracy of the information. Recipients of this material should rely on their own judgments and conclusions from relevant sources before making any investment. The investments discussed or recommended in this report may not be suitable for all investors. Opinion expressed is the current opinion as of the date appearing on the material only. Value of the investments referred to in this material are subject to volatility. Past performance is not a guide for future performance. Investment in securities market are subject to market risks. Read all the related documents carefully before investing. Registration granted by SEBI and certification from NISM in no way guarantee performance of the intermediary or provide any assurance of returns to investors. These securities quoted are for illustration only and are not recommendatory.

Mr. S. Ranganathan (Advisor) - SEBI Registration No-INH2200252399,  
Mr. Kunal Bothra (Research Analyst) - SEBI Registered No. INH000005263

**THANK YOU**