

# SPIP Performance Report 2024-2025

Client Name : MAHENDRAKUMAR SHANTILAL THAKKA

Client Code : RA000772

Date : 23/12/2025



Sr No.	Month	Amount Invested	Sale Proceeds*	Profit/(Loss)**	%Return
1	May-2024	692812.69	704034.30	11221.61	1.62%
2	Jun-2024	776397.50	771983.48	-4414.02	-0.57%
3	Jul-2024	1061561.96	1053727.49	-7834.47	-0.74%
4	Aug-2024	1984178.91	1826665.60	-157513.31	-7.94%
5	Sep-2024	1771018.83	1655900.60	-115118.23	-6.50%
6	Oct-2024	986822.39	958349.58	-28472.81	-2.89%
7	Nov-2024	692220.43	743770.32	51549.89	7.45%
8	Dec-2024	493168.52	475388.27	-17780.25	-3.61%

\* We have considered the market value for open stocks as on the previous day prior to the report for open stocks.

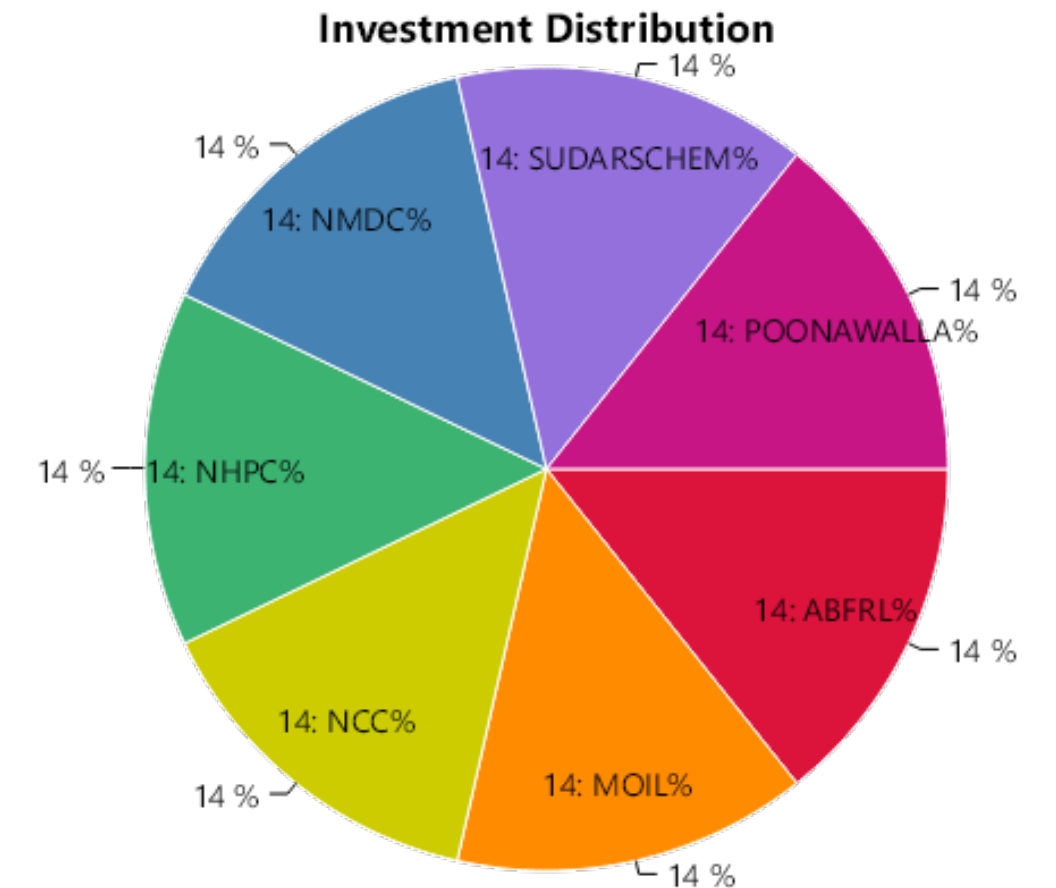
\*\* Includes unrealized gains for open stocks, if any.

## STOCK WISE PERFORMANCE SUMMARY

Sr No.	Stock Name	Status	Amount Invested*	Sale Proceeds*	Profit/(Loss)**	%Return
1	ABFRL	Profit	99307.91	102874.41	3566.50	3.59%
2	MOIL	Profit	98717.99	102679.58	3961.59	4.01%
3	NCC	Profit	99098.42	103171.13	4072.71	4.11%
4	NHPC	Profit	99271.31	102980.25	3708.94	3.74%
5	NMDC	Profit	98587.75	102864.83	4277.08	4.34%
6	SUDARSCHEM	Profit	98904.44	111951.24	13046.80	13.19%
7	POONAWALLA	Loss	98924.87	77512.86	-21412.01	-21.64%
<b>Total</b>			<b>692812.69</b>	<b>704034.30</b>	<b>11221.61</b>	<b>1.62%</b>

## OVERALL PERFORMANCE SUMMARY

Amount Invested	Sale Proceeds	Profit/(Loss)	%Return
692812.69	704034.30	11221.61	1.62%



\* We have considered the market value for open stocks as on the previous day prior to the report for open stocks.

\*\* Includes unrealized gains for open stocks, if any.

## STOCK WISE PERFORMANCE SUMMARY

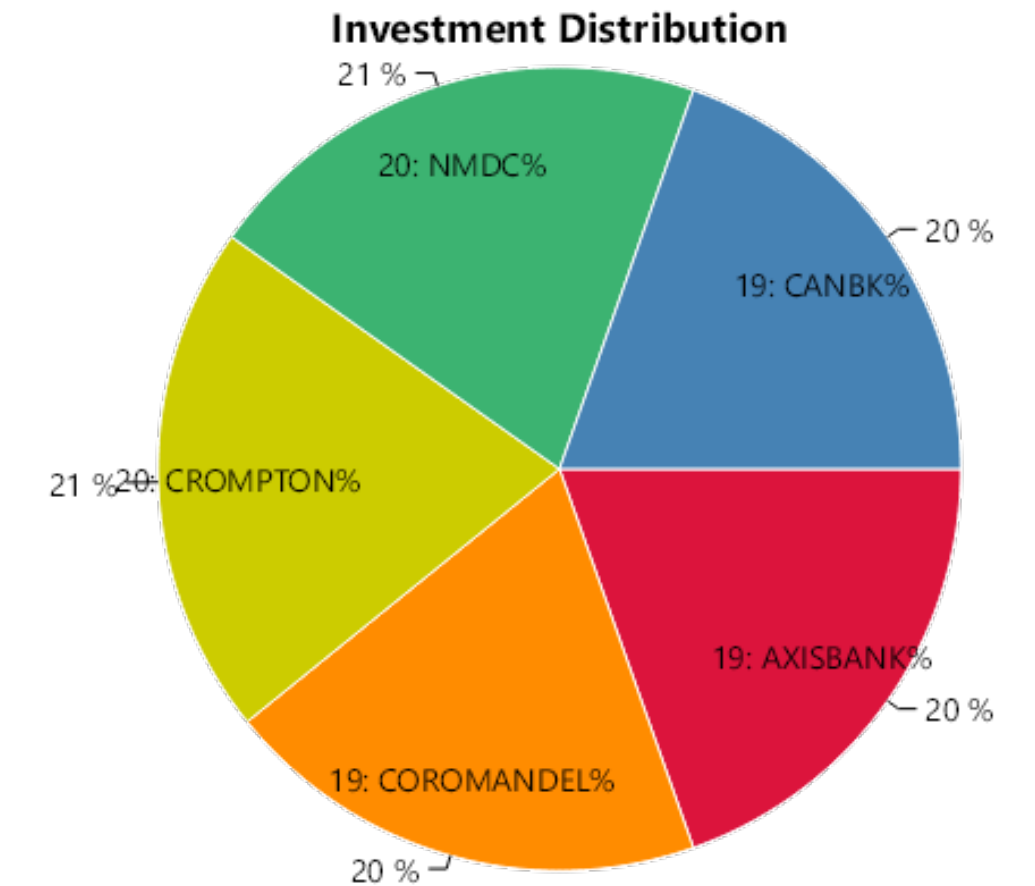
Sr No.	Stock Name	Status	Amount Invested*	Sale Proceeds*	Profit/(Loss)**	%Return
1	AXISBANK	Profit	154683.83	162732.20	8048.37	5.20%
2	COROMANDEL	Profit	154917.17	162109.35	7192.18	4.64%
3	CROMPTON	Profit	155906.60	162879.61	6973.01	4.47%
4	NMDC	Profit	155715.18	162702.32	6987.14	4.49%
5	CMSINFO	Out of range	0.00	0.00	0.00	0%
6	CANBK	Loss	155174.72	121560.00	-33614.72	-21.66%
<b>Total</b>			<b>776397.50</b>	<b>771983.48</b>	<b>-4414.02</b>	<b>-0.57%</b>

## OVERALL PERFORMANCE SUMMARY

Amount Invested	Sale Proceeds	Profit/(Loss)	%Return
776397.50	771983.48	-4414.02	-0.57%

\* We have considered the market value for open stocks as on the previous day prior to the report for open stocks.

\*\* Includes unrealized gains for open stocks, if any.



## STOCK WISE PERFORMANCE SUMMARY

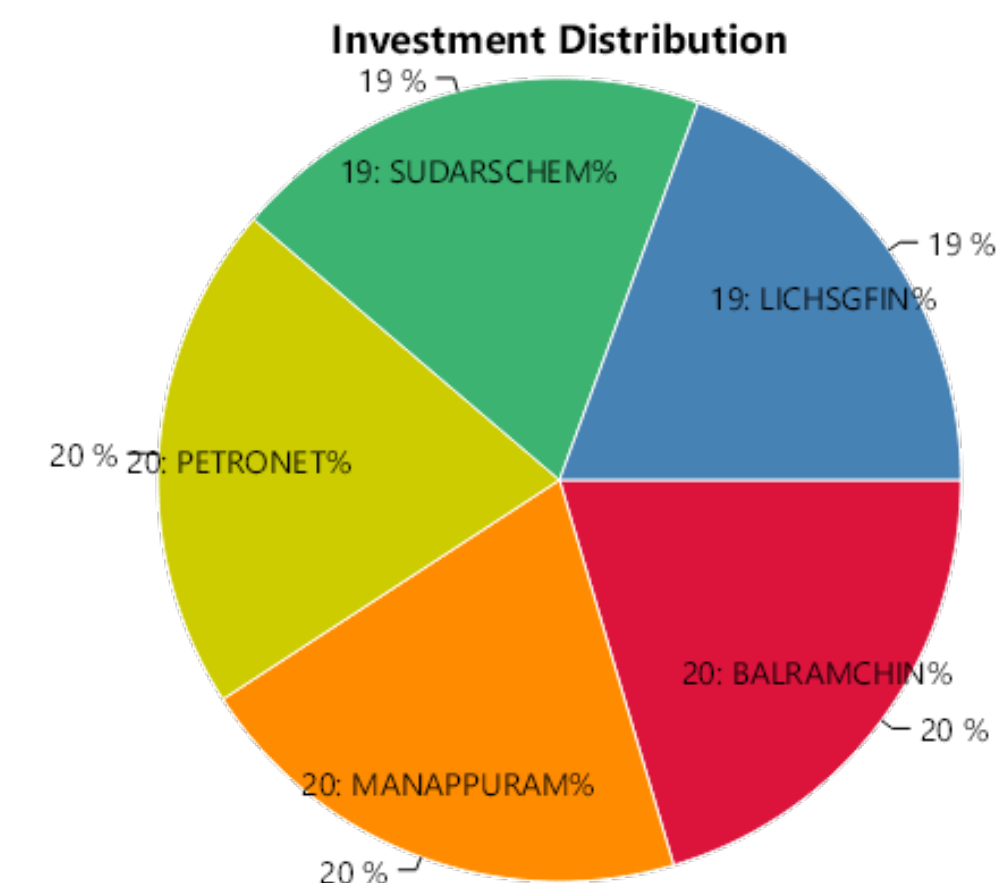
Sr No.	Stock Name	Status	Amount Invested*	Sale Proceeds*	Profit/(Loss)**	%Return
1	BALRAMCHIN	Profit	212335.75	220609.48	8273.73	3.90%
2	MANAPPURAM	Profit	212588.21	221503.83	8915.62	4.19%
3	PETRONET	Profit	212607.00	222072.74	9465.74	4.45%
4	SUDARSCHEM	Profit	212080.57	221879.60	9799.03	4.62%
5	CMSINFO	Out of range	0.00	0.00	0.00	0%
6	LICHSGFIN	Loss	211950.43	167661.84	-44288.59	-20.90%
<b>Total</b>			<b>1061561.96</b>	<b>1053727.49</b>	<b>-7834.47</b>	<b>-0.74%</b>

## OVERALL PERFORMANCE SUMMARY

Amount Invested	Sale Proceeds	Profit/(Loss)	%Return
1061561.96	1053727.49	-7834.47	-0.74%

\* We have considered the market value for open stocks as on the previous day prior to the report for open stocks.

\*\* Includes unrealized gains for open stocks, if any.

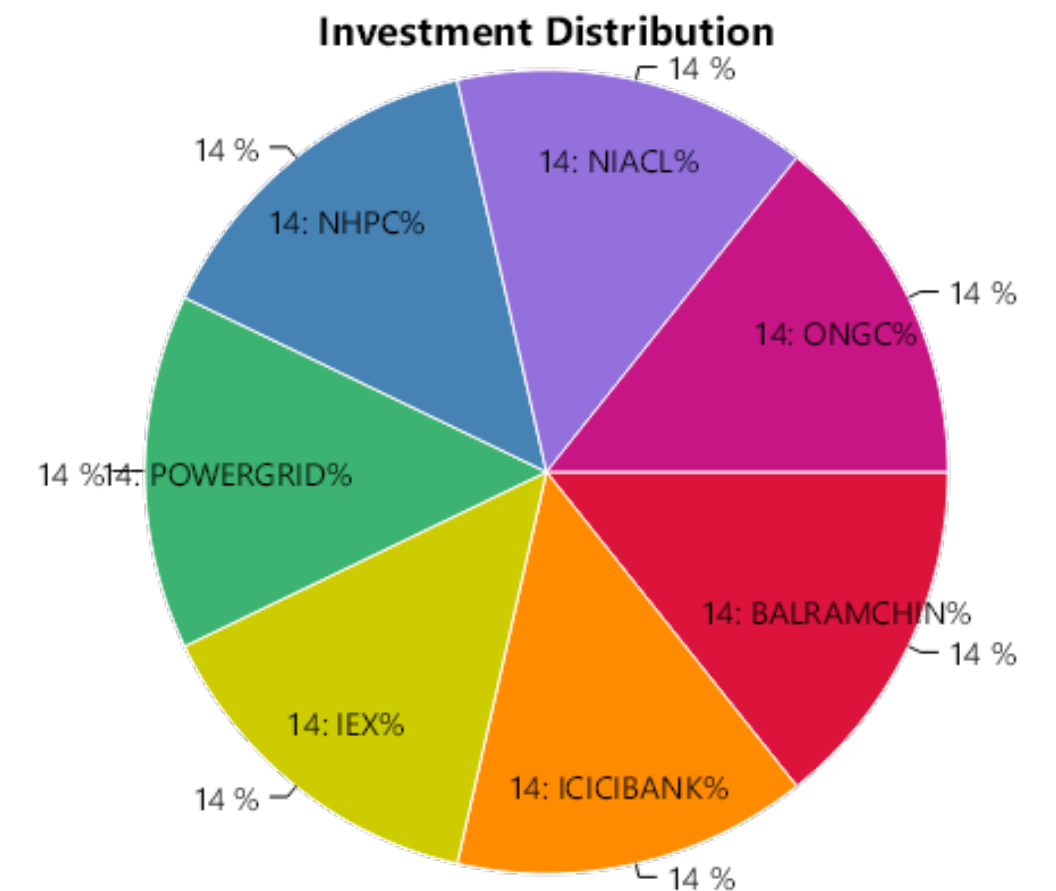


## STOCK WISE PERFORMANCE SUMMARY

Sr No.	Stock Name	Status	Amount Invested*	Sale Proceeds*	Profit/(Loss)**	%Return
1	BALRAMCHIN	Profit	283396.31	305410.16	22013.85	7.77%
2	ICICIBANK	Profit	284676.46	305281.93	20605.47	7.24%
3	IEX	Profit	282622.48	307326.84	24704.36	8.74%
4	POWERGRID	Open	283360.71	214650.00	-68710.71	-24.25%
5	NHPC	Loss	283450.64	232533.23	-50917.41	-17.96%
6	NIACL	Loss	283298.43	227309.73	-55988.70	-19.76%
7	ONGC	Loss	283373.88	234153.71	-49220.17	-17.37%
<b>Total</b>			<b>1984178.91</b>	<b>1826665.60</b>	<b>-157513.31</b>	<b>-7.94%</b>

## OVERALL PERFORMANCE SUMMARY

Amount Invested	Sale Proceeds	Profit/(Loss)	%Return
1984178.91	1826665.60	-157513.31	-7.94%



\* We have considered the market value for open stocks as on the previous day prior to the report for open stocks.

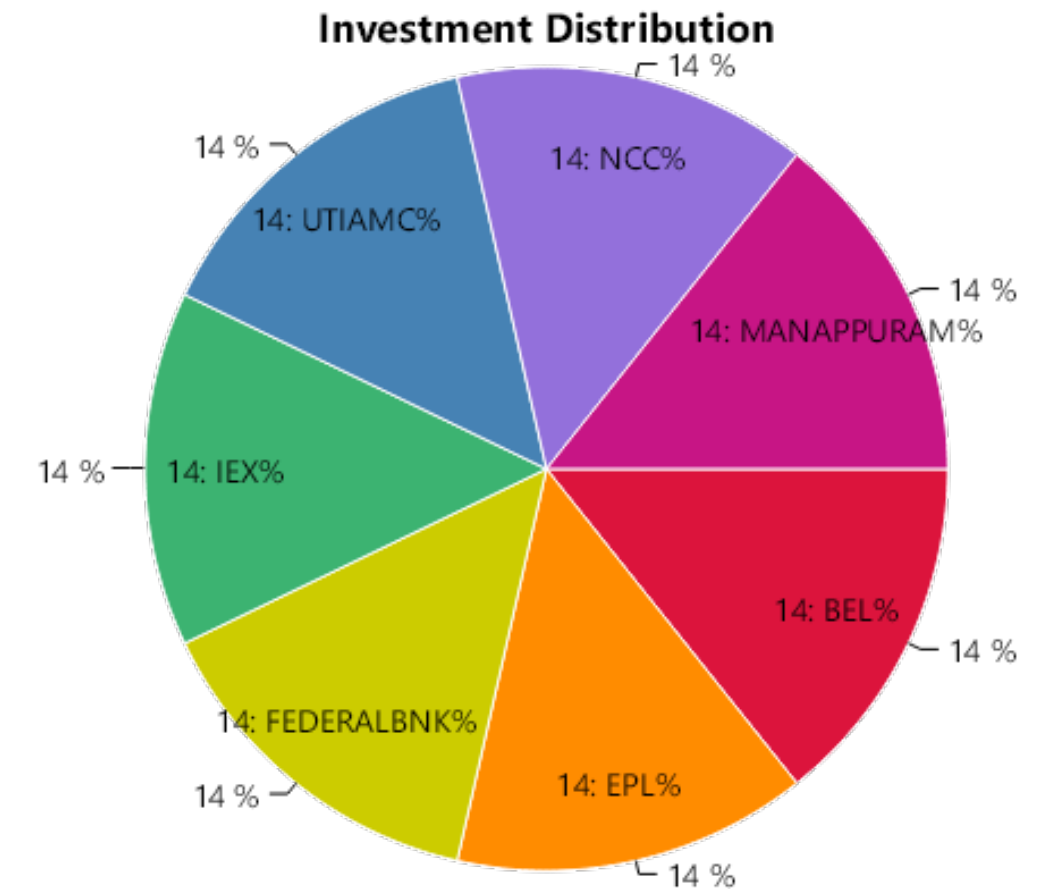
\*\* Includes unrealized gains for open stocks, if any.

## STOCK WISE PERFORMANCE SUMMARY

Sr No.	Stock Name	Status	Amount Invested*	Sale Proceeds*	Profit/(Loss)**	%Return
1	BEL	Profit	251672.81	265735.60	14062.79	5.59%
2	EPL	Profit	254504.54	267185.40	12680.86	4.98%
3	FEDERALBNK	Profit	252025.74	265882.95	13857.21	5.50%
4	IEX	Profit	252655.10	266161.62	13506.52	5.35%
5	UTIAMC	Profit	253136.69	266693.82	13557.13	5.36%
6	NCC	Open	255124.62	123392.92	-131731.70	-51.63%
7	MANAPPURAM	Loss	251899.33	200848.29	-51051.04	-20.27%
<b>Total</b>			<b>1771018.83</b>	<b>1655900.60</b>	<b>-115118.23</b>	<b>-6.50%</b>

## OVERALL PERFORMANCE SUMMARY

Amount Invested	Sale Proceeds	Profit/(Loss)	%Return
1771018.83	1655900.60	-115118.23	-6.50%



\* We have considered the market value for open stocks as on the previous day prior to the report for open stocks.

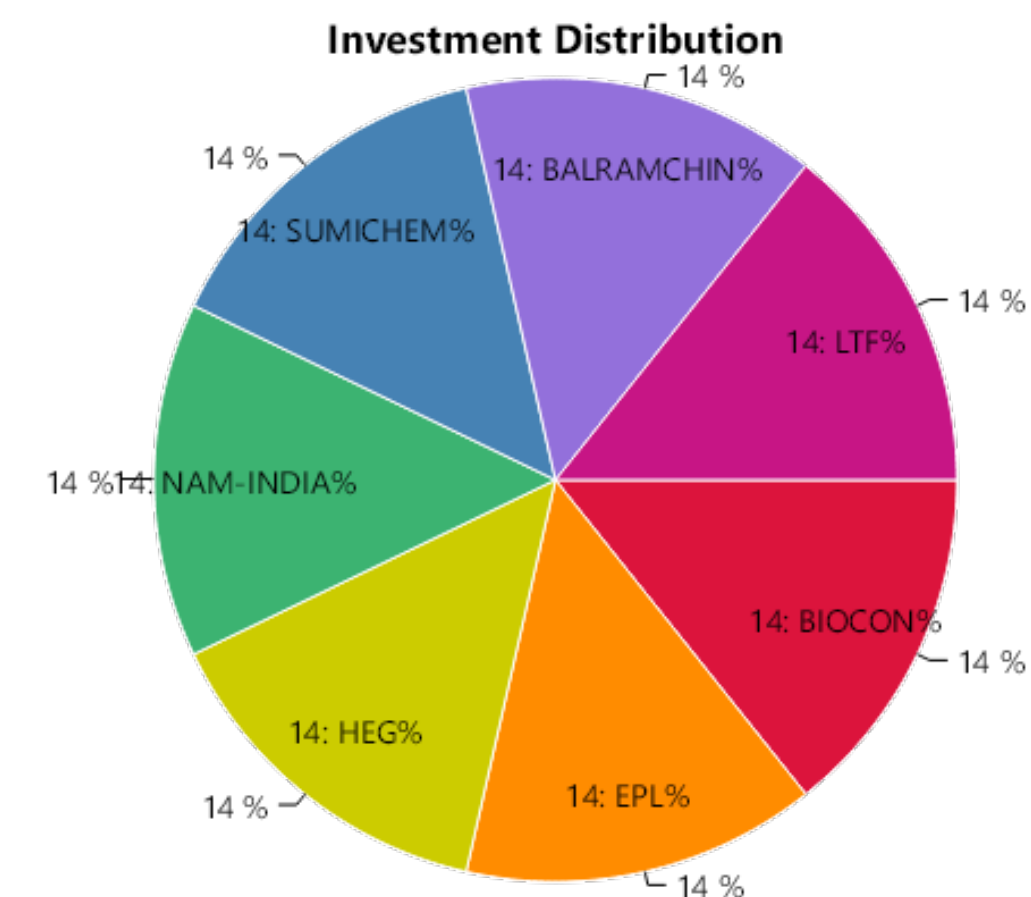
\*\* Includes unrealized gains for open stocks, if any.

## STOCK WISE PERFORMANCE SUMMARY

Sr No.	Stock Name	Status	Amount Invested*	Sale Proceeds*	Profit/(Loss)**	%Return
1	BIOCON	Profit	140724.81	146711.02	5986.21	4.25%
2	EPL	Profit	141646.56	146721.04	5074.48	3.58%
3	HEG	Profit	140500.36	146825.26	6324.90	4.50%
4	NAM-INDIA	Profit	141546.04	147520.15	5974.11	4.22%
5	SUMICHEM	Profit	141667.80	147495.44	5827.64	4.11%
6	BALRAMCHIN	Loss	140274.21	111244.68	-29029.53	-20.69%
7	LTF	Loss	140462.61	111831.99	-28630.62	-20.38%
<b>Total</b>			<b>986822.39</b>	<b>958349.58</b>	<b>-28472.81</b>	<b>-2.89%</b>

## OVERALL PERFORMANCE SUMMARY

Amount Invested	Sale Proceeds	Profit/(Loss)	%Return
986822.39	958349.58	-28472.81	-2.89%



\* We have considered the market value for open stocks as on the previous day prior to the report for open stocks.

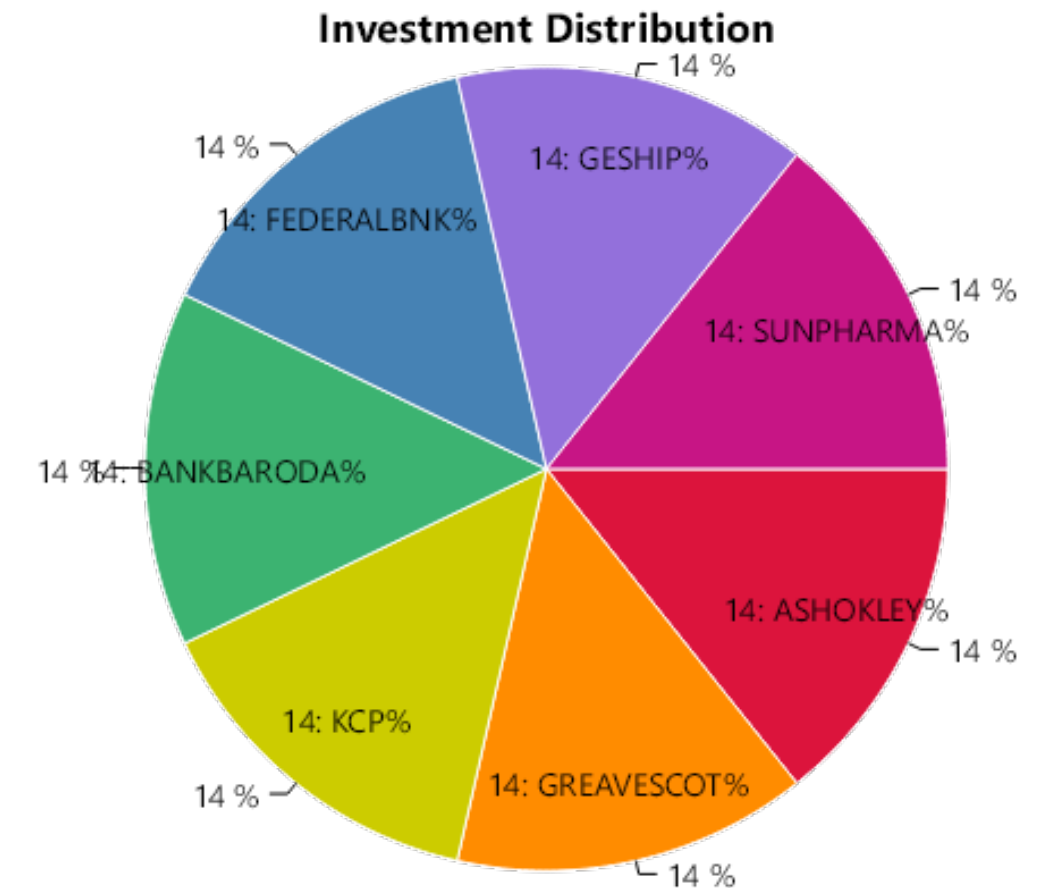
\*\* Includes unrealized gains for open stocks, if any.

## STOCK WISE PERFORMANCE SUMMARY

Sr No.	Stock Name	Status	Amount Invested*	Sale Proceeds*	Profit/(Loss)**	%Return
1	ASHOKLEY	Profit	99777.90	104562.57	4784.67	4.80%
2	GREAVESCOT	Profit	98946.37	104256.17	5309.80	5.37%
3	KCP	Profit	98889.52	104917.98	6028.46	6.10%
4	BANKBARODA	Open	99040.88	114072.00	15031.12	15.18%
5	FEDERALBNK	Open	98980.80	129192.00	30211.20	30.52%
6	GESHIP	Open	98909.22	91200.40	-7708.82	-7.79%
7	SUNPHARMA	Open	97675.74	95569.20	-2106.54	-2.16%
<b>Total</b>			<b>692220.43</b>	<b>743770.32</b>	<b>51549.89</b>	<b>7.45%</b>

## OVERALL PERFORMANCE SUMMARY

Amount Invested	Sale Proceeds	Profit/(Loss)	%Return
692220.43	743770.32	51549.89	7.45%



\* We have considered the market value for open stocks as on the previous day prior to the report for open stocks.

\*\* Includes unrealized gains for open stocks, if any.

## STOCK WISE PERFORMANCE SUMMARY

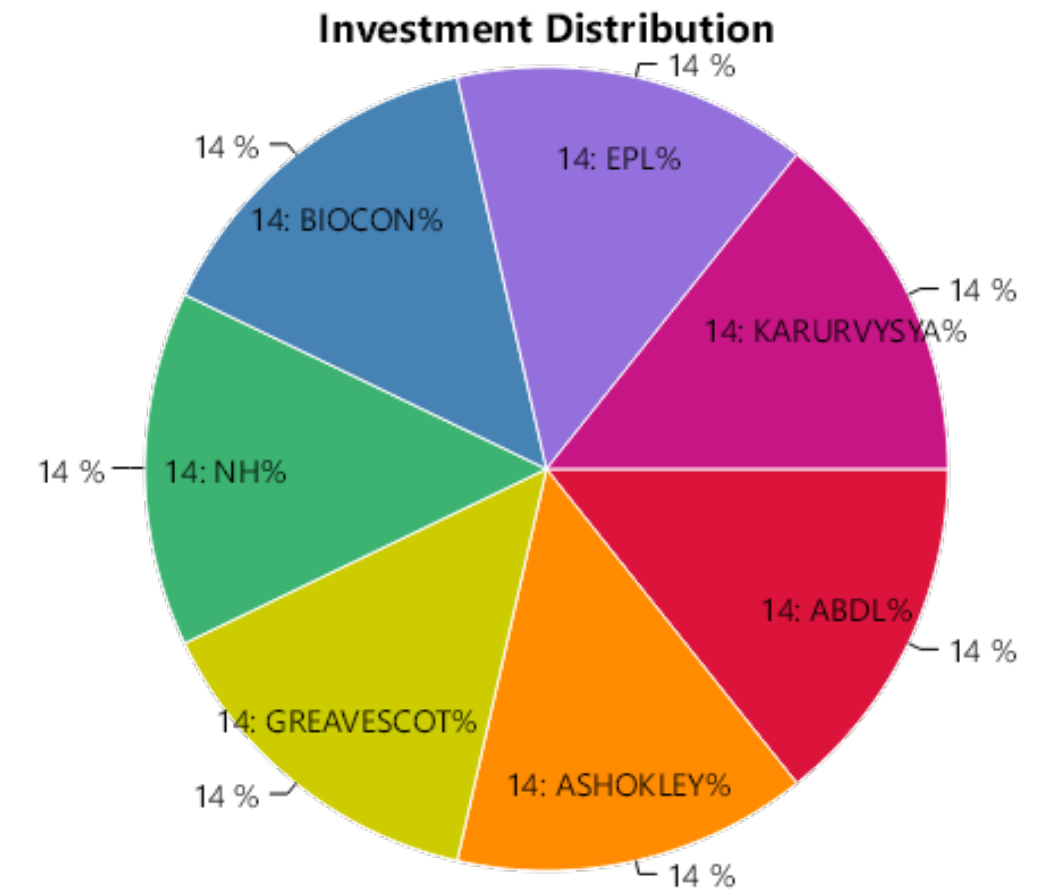
Sr No.	Stock Name	Status	Amount Invested*	Sale Proceeds*	Profit/(Loss)**	%Return
1	ABDL	Profit	70560.30	74662.05	4101.75	5.81%
2	ASHOKLEY	Profit	70123.27	70647.40	524.13	0.75%
3	GREAVESCOT	Profit	70765.25	87525.07	16759.82	23.68%
4	NH	Profit	69957.68	73993.92	4036.24	5.77%
5	BIOCON	Loss	70383.06	56804.99	-13578.07	-19.29%
6	EPL	Loss	70746.96	55946.20	-14800.76	-20.92%
7	KARURVYSYA	Loss	70632.00	55808.64	-14823.36	-20.99%
<b>Total</b>			<b>493168.52</b>	<b>475388.27</b>	<b>-17780.25</b>	<b>-3.61%</b>

## OVERALL PERFORMANCE SUMMARY

Amount Invested	Sale Proceeds	Profit/(Loss)	%Return
493168.52	475388.27	-17780.25	-3.61%

\* We have considered the market value for open stocks as on the previous day prior to the report for open stocks.

\*\* Includes unrealized gains for open stocks, if any.



## Contact Details

 LKP Securities Ltd, SPIP Division

 91 22 66351336 / 91 22 66351337    [spip@lkpsec.com](mailto:spip@lkpsec.com)

 Registered Office: 203, Embassy Centre, Nariman Point, Mumbai - 400021.

 Registered Office: 2nd Floor, Gala Impecca, Andheri Kurla Road, Near Hotel Courtyard Marriott, Chakala, Andheri (East), Mumbai-400059.

## Compliance & Grievance Officer

 Mr. Ritesh Tiwari

 022-6635 1234

 [ho\\_compliance@lkpsec.com](mailto:ho_compliance@lkpsec.com)

**Disclaimer & Disclosure :** LKP Securities Ltd. (CIN-U67120MH1994PLC080039, www.Lkpsec.com) and its affiliates are a full- fledged, brokerage and financing group. LKP Securities Ltd is a SEBI registered Research Analyst with registration number INH000001758. LKP is a corporate trading member of Bombay Stock Exchange Limited (BSE), National Stock Exchange of India Limited (NSE) and Metropolitan Stock Exchange of India Limited (MSEI). LKP along with its subsidiaries offers the most comprehensive avenues for investments and is engaged in the businesses including stock broking (Institutional and retail), merchant banking, commodity broking, depository participant rendered in connection with distribution of primary market issues and financial products like mutual funds etc.

LKP offers research services to clients. The analyst for this report certifies that all of the views expressed in this report accurately reflect his or her personal views about the subject company or companies and its or their securities, and no part of his or her compensation was, is or will be, directly or indirectly related to specific recommendations or views expressed in this report.

Further, the information in the document has been printed on the basis of publicly available information; internal data and other sources believed to be true and are for general guidance only but which may have not been verified independently. While every effort is made to ensure the accuracy and completeness of information contained, the company takes no responsibility and assumes no liability for any error/ omission or accuracy of the information. Recipients of this material should rely on their own judgments and conclusions from relevant sources before making any investment. The investments discussed or recommended in this report may not be suitable for all investors. Opinion expressed is the current opinion as of the date appearing on the material only. Value of the investments referred to in this material are subject to volatility. Past performance is not a guide for future performance. Investment in securities market are subject to market risks. Read all the related documents carefully before investing. Registration granted by SEBI and certification from NISM in no way guarantee performance of the intermediary or provide any assurance of returns to investors. These securities quoted are for illustration only and are not recommendatory.

Mr. S. Ranganathan (Advisor) - SEBI Registration No-INH2200252399,  
Mr. Kunal Bothra (Research Analyst) - SEBI Registered No. INH000005263



**THANK YOU**