

# SPIP Performance Report 2024-2025

Client Name : MOHAN KRISHNA MANE

Client Code : RA000810

Date : 23/12/2025



Sr No.	Month	Amount Invested	Sale Proceeds*	Profit/(Loss)**	%Return
1	Apr-2024	317008.01	291917.61	-25090.40	-7.91%
2	May-2024	980820.83	993110.70	12289.87	1.25%
3	Jun-2024	718428.93	711845.36	-6583.57	-0.92%
4	Jul-2024	353368.28	349808.30	-3559.98	-1.01%
5	Aug-2024	729486.66	642532.31	-86954.35	-11.92%
6	Sep-2024	460385.85	425902.61	-34483.24	-7.49%

\* We have considered the market value for open stocks as on the previous day prior to the report for open stocks.

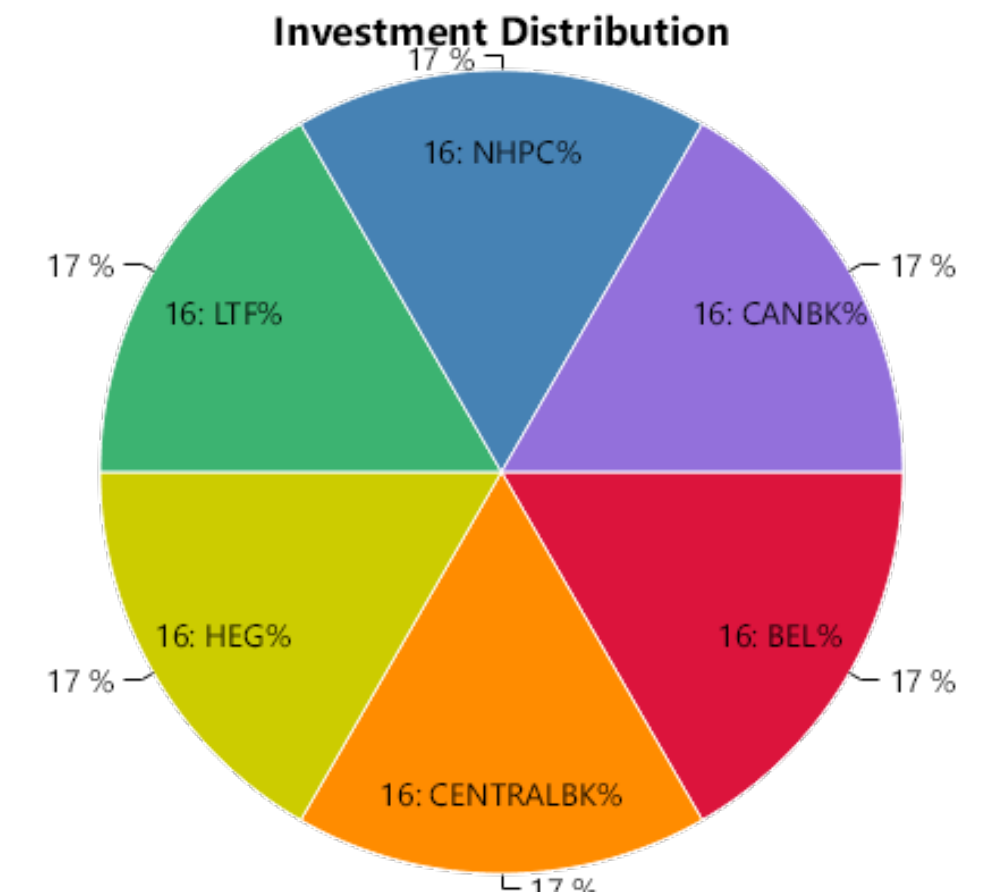
\*\* Includes unrealized gains for open stocks, if any.

## STOCK WISE PERFORMANCE SUMMARY

Sr No.	Stock Name	Status	Amount Invested*	Sale Proceeds*	Profit/(Loss)**	%Return
1	BEL	Profit	52671.52	55774.26	3102.74	5.89%
2	CENTRALBK	Profit	53370.84	55905.29	2534.45	4.75%
3	HEG	Profit	51708.06	54830.45	3122.39	6.04%
4	LTF	Profit	53633.10	56174.79	2541.69	4.74%
5	NHPC	Profit	52767.39	55856.12	3088.73	5.85%
6	CANBK	Open	52857.10	13376.70	-39480.40	-74.69%
7	ORIENTHOT	Out of range	0.00	0.00	0.00	0%
<b>Total</b>			<b>317008.01</b>	<b>291917.61</b>	<b>-25090.40</b>	<b>-7.91%</b>

## OVERALL PERFORMANCE SUMMARY

Amount Invested	Sale Proceeds	Profit/(Loss)	%Return
317008.01	291917.61	-25090.40	-7.91%



\* We have considered the market value for open stocks as on the previous day prior to the report for open stocks.

\*\* Includes unrealized gains for open stocks, if any.

## STOCK WISE PERFORMANCE SUMMARY

Sr No.	Stock Name	Status	Amount Invested*	Sale Proceeds*	Profit/(Loss)**	%Return
1	ABFRL	Profit	140413.54	144946.35	4532.81	3.23%
2	MOIL	Profit	139588.84	144621.32	5032.48	3.61%
3	NCC	Profit	140178.00	145424.97	5246.97	3.74%
4	NHPC	Profit	140519.77	145262.86	4743.09	3.38%
5	NMDC	Profit	139247.92	144827.79	5579.87	4.01%
6	SUDARSCHEM	Profit	140359.81	158315.57	17955.76	12.79%
7	POONAWALLA	Loss	140512.95	109711.84	-30801.11	-21.92%
<b>Total</b>			<b>980820.83</b>	<b>993110.70</b>	<b>12289.87</b>	<b>1.25%</b>

## OVERALL PERFORMANCE SUMMARY

Amount Invested	Sale Proceeds	Profit/(Loss)	%Return
980820.83	993110.70	12289.87	1.25%



\* We have considered the market value for open stocks as on the previous day prior to the report for open stocks.

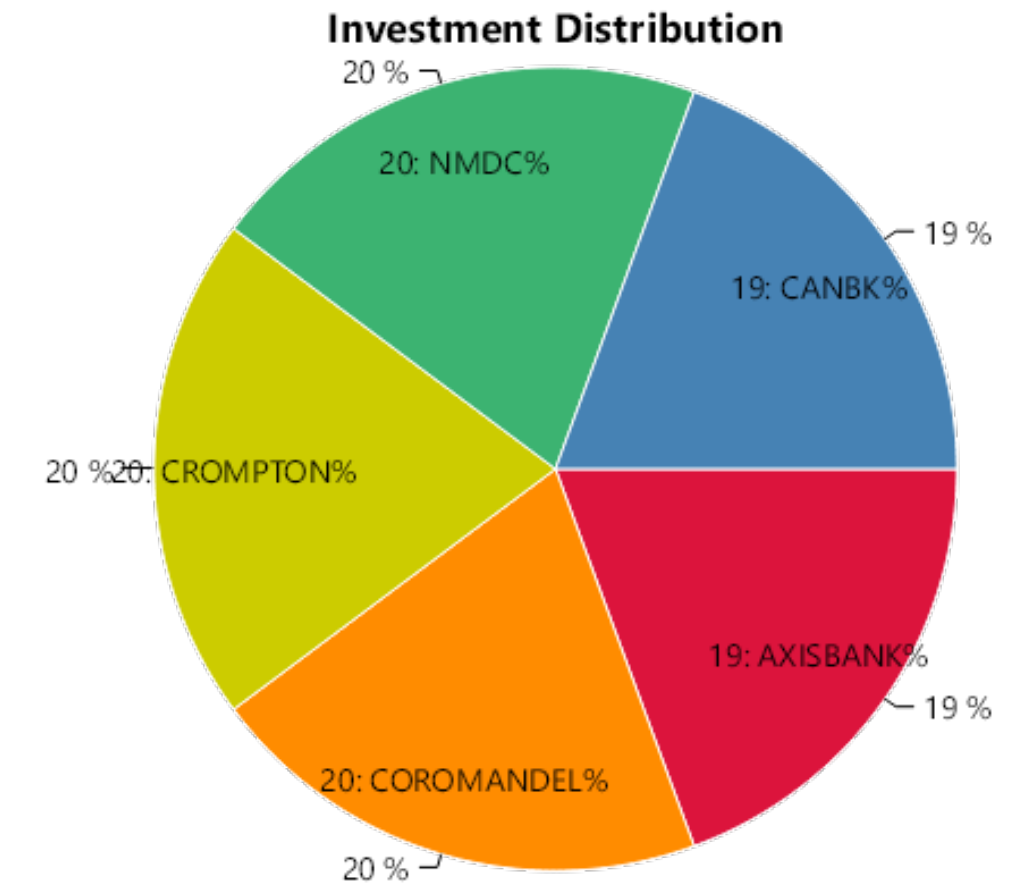
\*\* Includes unrealized gains for open stocks, if any.

## STOCK WISE PERFORMANCE SUMMARY

Sr No.	Stock Name	Status	Amount Invested*	Sale Proceeds*	Profit/(Loss)**	%Return
1	AXISBANK	Profit	143128.33	150043.88	6915.55	4.83%
2	COROMANDEL	Profit	143903.69	150052.79	6149.10	4.27%
3	CROMPTON	Profit	144013.98	149919.40	5905.42	4.10%
4	NMDC	Profit	143929.09	149860.61	5931.52	4.12%
5	CMSINFO	Out of range	0.00	0.00	0.00	0%
6	CANBK	Loss	143453.84	111968.68	-31485.16	-21.95%
<b>Total</b>			<b>718428.93</b>	<b>711845.36</b>	<b>-6583.57</b>	<b>-0.92%</b>

## OVERALL PERFORMANCE SUMMARY

Amount Invested	Sale Proceeds	Profit/(Loss)	%Return
718428.93	711845.36	-6583.57	-0.92%



\* We have considered the market value for open stocks as on the previous day prior to the report for open stocks.

\*\* Includes unrealized gains for open stocks, if any.

## STOCK WISE PERFORMANCE SUMMARY

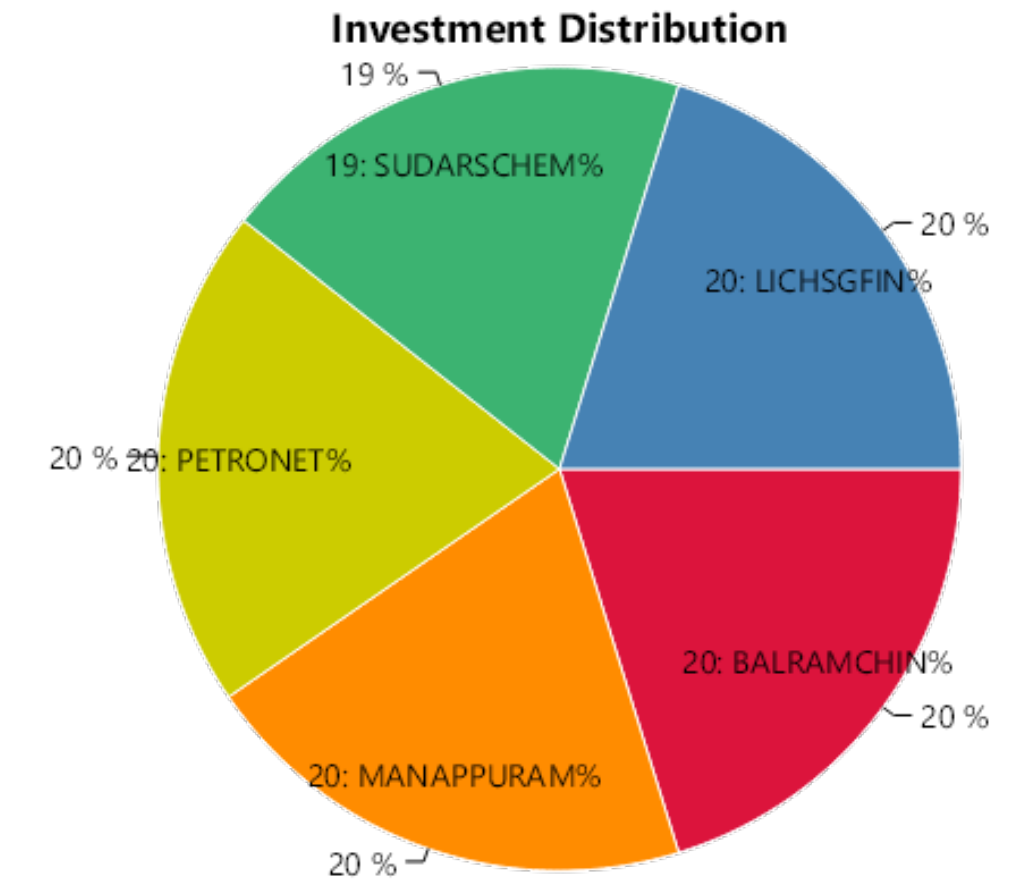
Sr No.	Stock Name	Status	Amount Invested*	Sale Proceeds*	Profit/(Loss)**	%Return
1	BALRAMCHIN	Profit	70757.61	73253.12	2495.51	3.53%
2	MANAPPURAM	Profit	70849.47	73557.76	2708.29	3.82%
3	PETRONET	Profit	70883.01	73778.18	2895.17	4.08%
4	SUDARSCHEM	Profit	70103.25	73307.71	3204.46	4.57%
5	CMSINFO	Out of range	0.00	0.00	0.00	0%
6	LICHSGFIN	Loss	70774.94	55911.53	-14863.41	-21.00%
<b>Total</b>			<b>353368.28</b>	<b>349808.30</b>	<b>-3559.98</b>	<b>-1.01%</b>

## OVERALL PERFORMANCE SUMMARY

Amount Invested	Sale Proceeds	Profit/(Loss)	%Return
353368.28	349808.30	-3559.98	-1.01%

\* We have considered the market value for open stocks as on the previous day prior to the report for open stocks.

\*\* Includes unrealized gains for open stocks, if any.

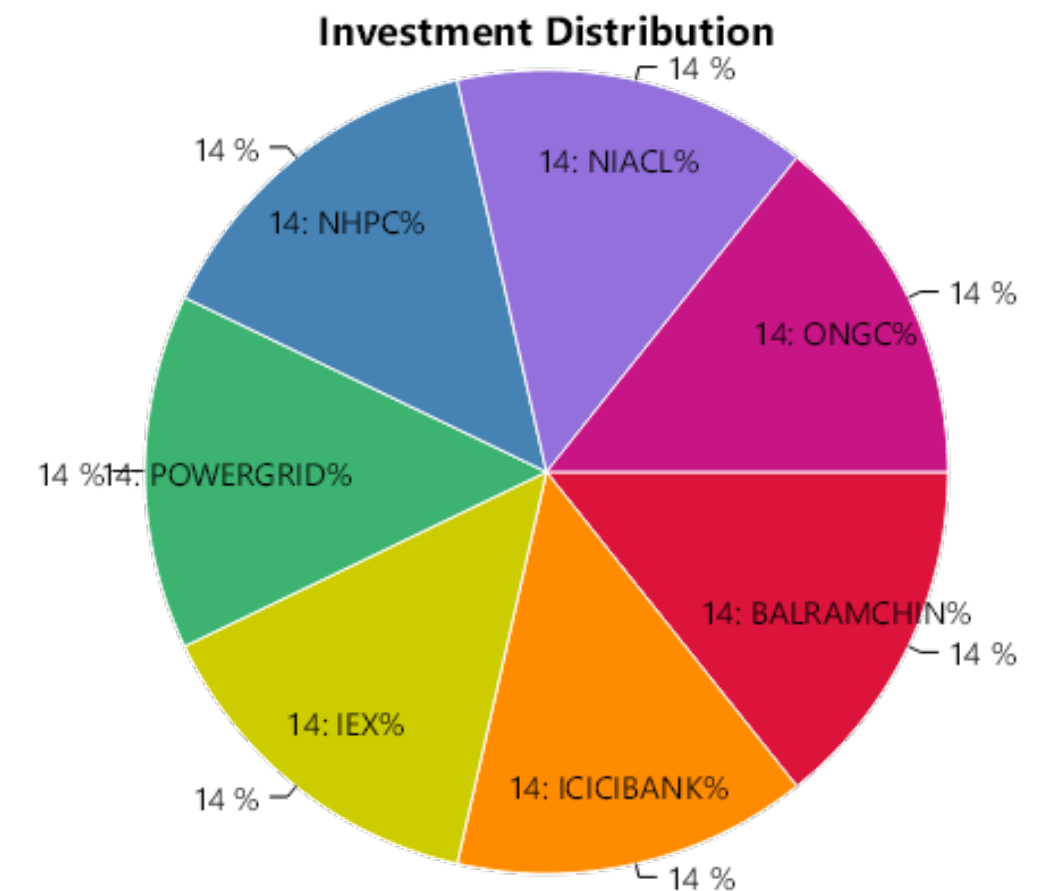


## STOCK WISE PERFORMANCE SUMMARY

Sr No.	Stock Name	Status	Amount Invested*	Sale Proceeds*	Profit/(Loss)**	%Return
1	BALRAMCHIN	Profit	104270.01	111971.18	7701.17	7.39%
2	ICICIBANK	Open	104155.31	120428.00	16272.69	15.62%
3	IEX	Open	104363.95	77099.65	-27264.30	-26.12%
4	POWERGRID	Open	104081.70	78705.00	-25376.70	-24.38%
5	NHPC	Loss	104310.05	85260.09	-19049.96	-18.26%
6	NIACL	Loss	104206.08	83317.35	-20888.73	-20.05%
7	ONGC	Loss	104099.56	85751.04	-18348.52	-17.63%
<b>Total</b>			<b>729486.66</b>	<b>642532.31</b>	<b>-86954.35</b>	<b>-11.92%</b>

## OVERALL PERFORMANCE SUMMARY

Amount Invested	Sale Proceeds	Profit/(Loss)	%Return
729486.66	642532.31	-86954.35	-11.92%



\* We have considered the market value for open stocks as on the previous day prior to the report for open stocks.

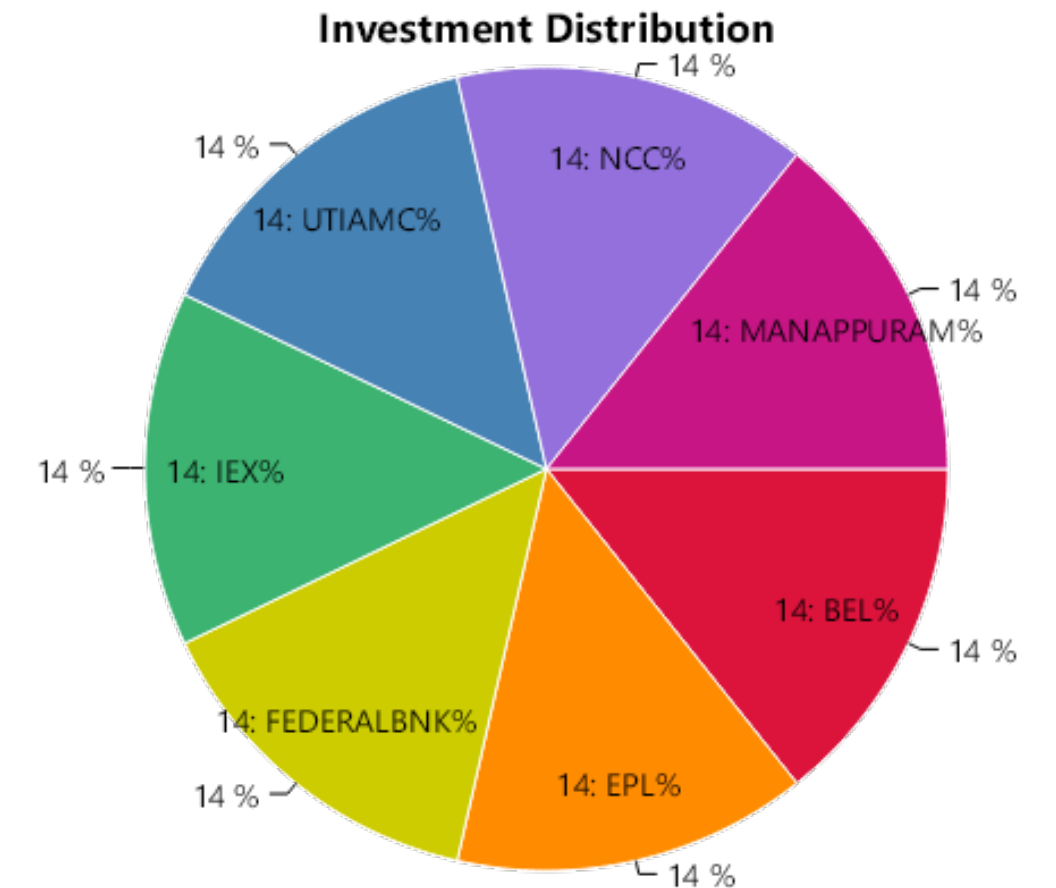
\*\* Includes unrealized gains for open stocks, if any.

## STOCK WISE PERFORMANCE SUMMARY

Sr No.	Stock Name	Status	Amount Invested*	Sale Proceeds*	Profit/(Loss)**	%Return
1	BEL	Profit	65792.95	68553.95	2761.00	4.20%
2	EPL	Profit	65791.44	68676.40	2884.96	4.39%
3	FEDERALBNK	Profit	65840.18	68448.71	2608.53	3.96%
4	IEX	Profit	65988.13	68629.06	2640.93	4.00%
5	UTIAMC	Profit	65341.91	68093.20	2751.29	4.21%
6	NCC	Open	65739.62	31787.77	-33951.85	-51.65%
7	MANAPPURAM	Loss	65891.62	51713.52	-14178.10	-21.52%
<b>Total</b>			<b>460385.85</b>	<b>425902.61</b>	<b>-34483.24</b>	<b>-7.49%</b>

## OVERALL PERFORMANCE SUMMARY

Amount Invested	Sale Proceeds	Profit/(Loss)	%Return
460385.85	425902.61	-34483.24	-7.49%



\* We have considered the market value for open stocks as on the previous day prior to the report for open stocks.

\*\* Includes unrealized gains for open stocks, if any.

## Contact Details

 LKP Securities Ltd, SPIP Division

 91 22 66351336 / 91 22 66351337     [spip@lkpsec.com](mailto:spip@lkpsec.com)

 Registered Office: 203, Embassy Centre, Nariman Point, Mumbai - 400021.

 Registered Office: 2nd Floor, Gala Impecca, Andheri Kurla Road, Near Hotel Courtyard Marriott, Chakala, Andheri (East), Mumbai-400059.

## Compliance & Grievance Officer

 Mr. Ritesh Tiwari

 022-6635 1234

 [ho\\_compliance@lkpsec.com](mailto:ho_compliance@lkpsec.com)

**Disclaimer & Disclosure :** LKP Securities Ltd. (CIN-U67120MH1994PLC080039, www.Lkpsec.com) and its affiliates are a full- fledged, brokerage and financing group. LKP Securities Ltd is a SEBI registered Research Analyst with registration number INH000001758. LKP is a corporate trading member of Bombay Stock Exchange Limited (BSE), National Stock Exchange of India Limited (NSE) and Metropolitan Stock Exchange of India Limited (MSEI). LKP along with its subsidiaries offers the most comprehensive avenues for investments and is engaged in the businesses including stock broking (Institutional and retail), merchant banking, commodity broking, depository participant rendered in connection with distribution of primary market issues and financial products like mutual funds etc.

LKP offers research services to clients. The analyst for this report certifies that all of the views expressed in this report accurately reflect his or her personal views about the subject company or companies and its or their securities, and no part of his or her compensation was, is or will be, directly or indirectly related to specific recommendations or views expressed in this report.

Further, the information in the document has been printed on the basis of publicly available information; internal data and other sources believed to be true and are for general guidance only but which may have not been verified independently. While every effort is made to ensure the accuracy and completeness of information contained, the company takes no responsibility and assumes no liability for any error/ omission or accuracy of the information. Recipients of this material should rely on their own judgments and conclusions from relevant sources before making any investment. The investments discussed or recommended in this report may not be suitable for all investors. Opinion expressed is the current opinion as of the date appearing on the material only. Value of the investments referred to in this material are subject to volatility. Past performance is not a guide for future performance. Investment in securities market are subject to market risks. Read all the related documents carefully before investing. Registration granted by SEBI and certification from NISM in no way guarantee performance of the intermediary or provide any assurance of returns to investors. These securities quoted are for illustration only and are not recommendatory.

Mr. S. Ranganathan (Advisor) - SEBI Registration No-INH2200252399,  
Mr. Kunal Bothra (Research Analyst) - SEBI Registered No. INH000005263



**THANK YOU**