

SPIP Performance Report 2024-2025

Client Name : YOGESH SHRINIVAS BHAGARE

Client Code : RA000860

Date : 23/12/2025



Sr No.	Month	Amount Invested	Sale Proceeds*	Profit/(Loss)**	%Return
1	May-2024	52595.31	52957.53	362.22	0.69%
2	Jun-2024	96070.57	94518.43	-1552.14	-1.62%
3	Jul-2024	55447.28	54560.22	-887.06	-1.60%
4	Aug-2024	96850.77	88931.19	-7919.58	-8.18%
5	Nov-2024	96329.79	92041.13	-4288.66	-4.45%

* We have considered the market value for open stocks as on the previous day prior to the report for open stocks.

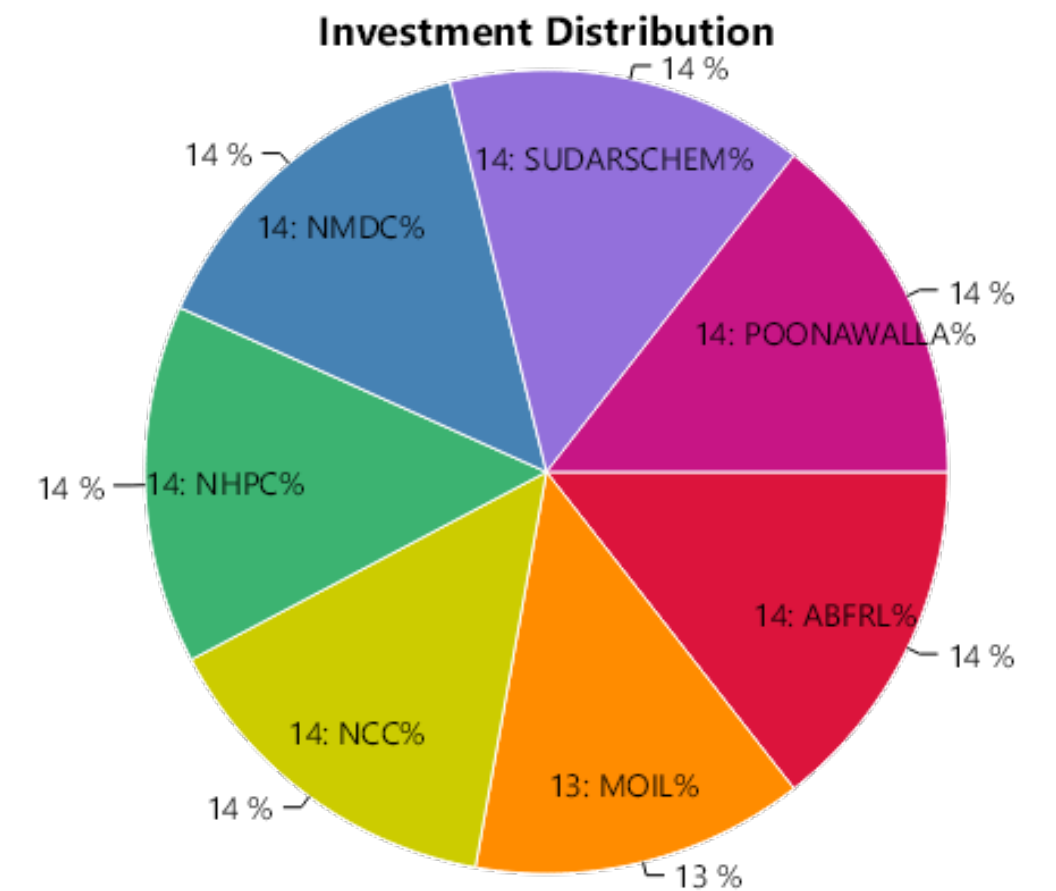
** Includes unrealized gains for open stocks, if any.

STOCK WISE PERFORMANCE SUMMARY

Sr No.	Stock Name	Status	Amount Invested*	Sale Proceeds*	Profit/(Loss)**	%Return
1	ABFRL	Profit	7534.61	7732.47	197.86	2.63%
2	MOIL	Profit	7250.63	7465.74	215.11	2.97%
3	NCC	Profit	7516.32	7739.70	223.38	2.97%
4	NHPC	Profit	7710.84	7924.47	213.63	2.77%
5	NMDC	Profit	7638.54	7896.81	258.27	3.38%
6	SUDARSCHEM	Profit	7527.57	8441.25	913.68	12.14%
7	POONAWALLA	Loss	7416.80	5757.09	-1659.71	-22.38%
Total			52595.31	52957.53	362.22	0.69%

OVERALL PERFORMANCE SUMMARY

Amount Invested	Sale Proceeds	Profit/(Loss)	%Return
52595.31	52957.53	362.22	0.69%



* We have considered the market value for open stocks as on the previous day prior to the report for open stocks.

** Includes unrealized gains for open stocks, if any.

STOCK WISE PERFORMANCE SUMMARY

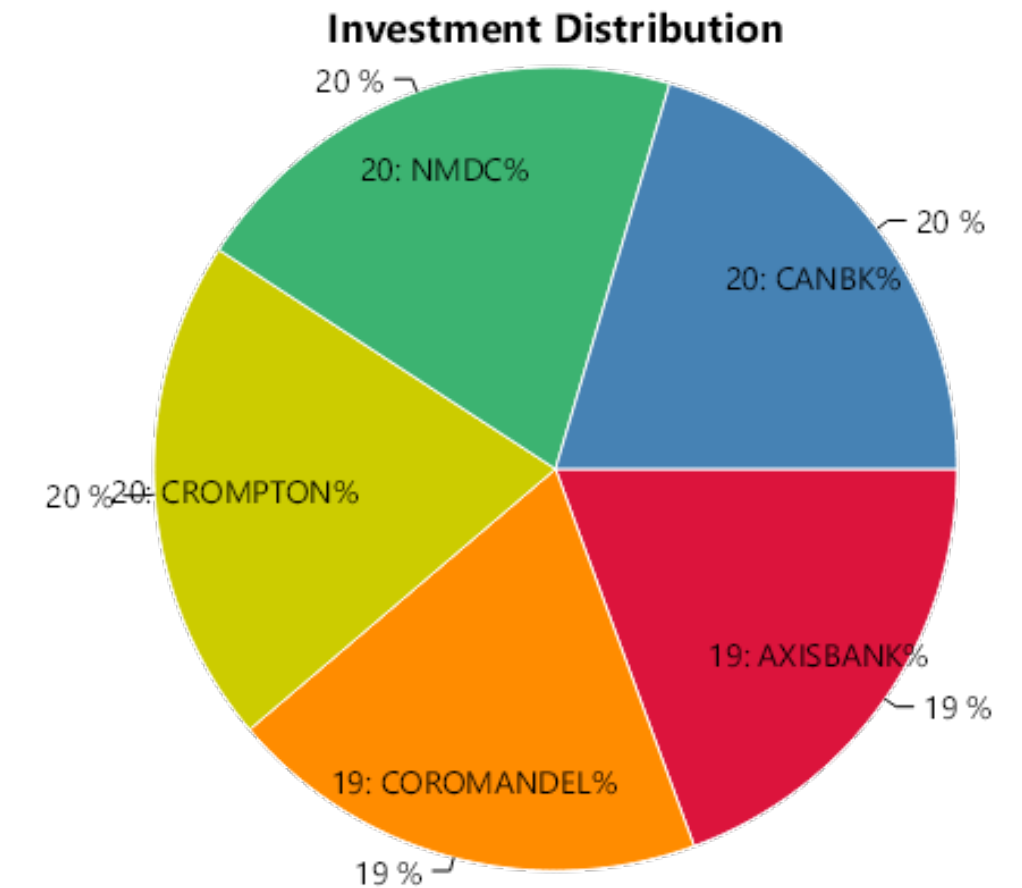
Sr No.	Stock Name	Status	Amount Invested*	Sale Proceeds*	Profit/(Loss)**	%Return
1	AXISBANK	Profit	18981.76	19781.58	799.82	4.21%
2	COROMANDEL	Profit	18394.86	19067.94	673.08	3.66%
3	CROMPTON	Profit	19529.62	20211.10	681.48	3.49%
4	NMDC	Profit	19555.81	20242.11	686.30	3.51%
5	CMSINFO	Out of range	0.00	0.00	0.00	0%
6	CANBK	Loss	19608.52	15215.70	-4392.82	-22.40%
Total			96070.57	94518.43	-1552.14	-1.62%

OVERALL PERFORMANCE SUMMARY

Amount Invested	Sale Proceeds	Profit/(Loss)	%Return
96070.57	94518.43	-1552.14	-1.62%

* We have considered the market value for open stocks as on the previous day prior to the report for open stocks.

** Includes unrealized gains for open stocks, if any.



STOCK WISE PERFORMANCE SUMMARY

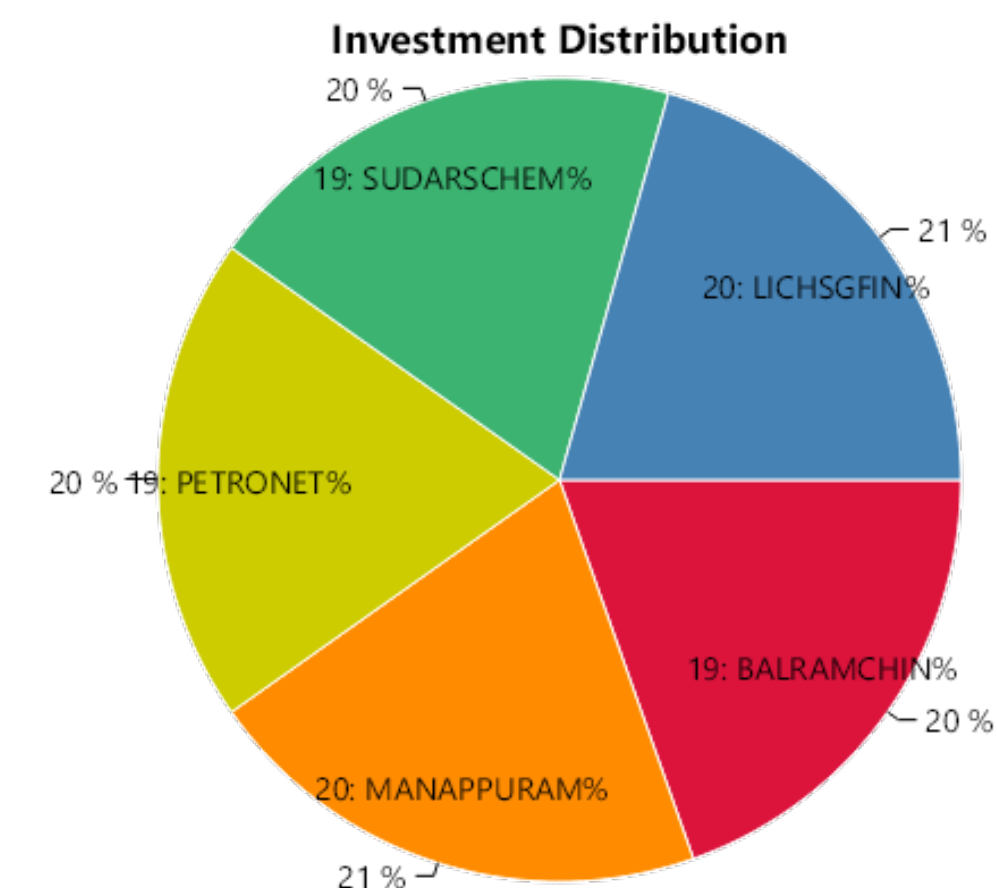
Sr No.	Stock Name	Status	Amount Invested*	Sale Proceeds*	Profit/(Loss)**	%Return
1	BALRAMCHIN	Profit	10951.76	11271.57	319.81	2.92%
2	MANAPPURAM	Profit	11208.24	11568.13	359.89	3.21%
3	PETRONET	Profit	11066.44	11449.59	383.15	3.46%
4	SUDARSCHEM	Profit	10927.93	11421.83	493.90	4.52%
5	CMSINFO	Out of range	0.00	0.00	0.00	0%
6	LICHSGFIN	Loss	11292.91	8849.10	-2443.81	-21.64%
Total			55447.28	54560.22	-887.06	-1.60%

OVERALL PERFORMANCE SUMMARY

Amount Invested	Sale Proceeds	Profit/(Loss)	%Return
55447.28	54560.22	-887.06	-1.60%

* We have considered the market value for open stocks as on the previous day prior to the report for open stocks.

** Includes unrealized gains for open stocks, if any.



STOCK WISE PERFORMANCE SUMMARY

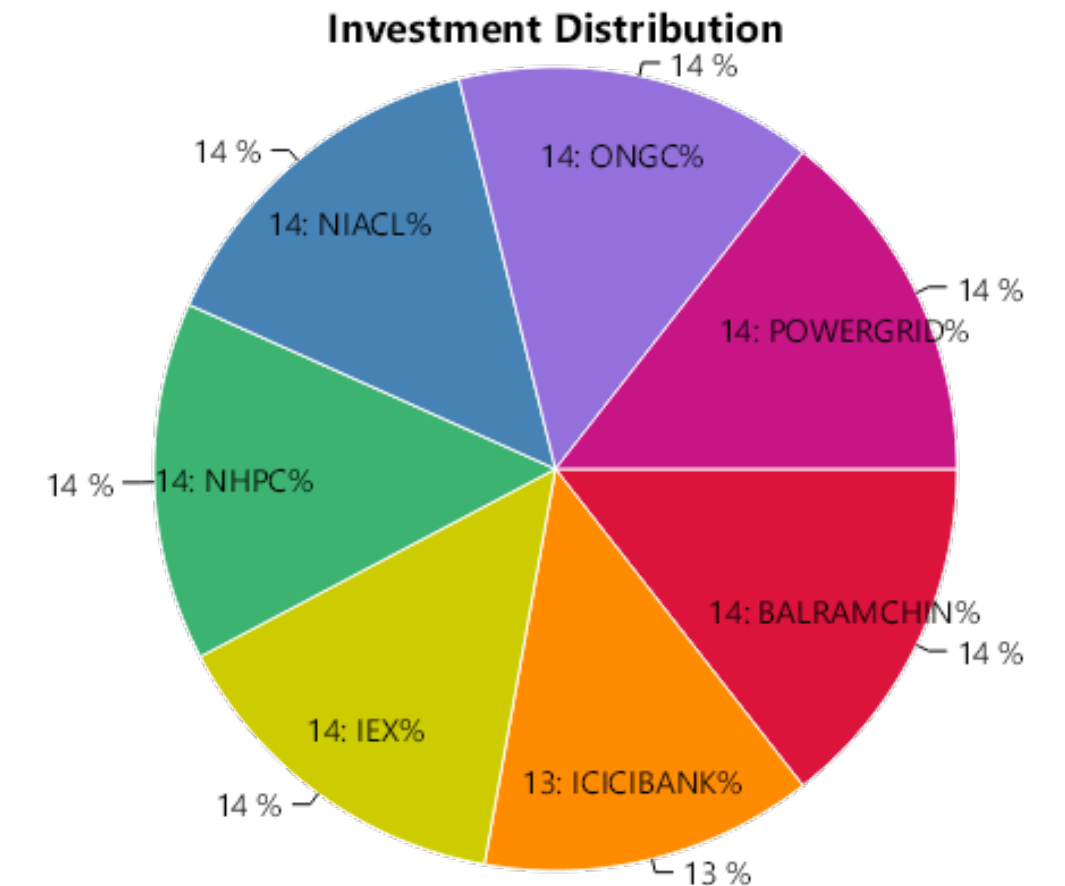
Sr No.	Stock Name	Status	Amount Invested*	Sale Proceeds*	Profit/(Loss)**	%Return
1	BALRAMCHIN	Profit	13784.84	14715.81	930.97	6.75%
2	ICICIBANK	Profit	13056.98	13878.26	821.28	6.29%
3	IEX	Profit	13931.74	15005.79	1074.05	7.71%
4	NHPC	Loss	14029.12	11400.84	-2628.28	-18.73%
5	NIACL	Loss	13897.79	11046.89	-2850.90	-20.51%
6	ONGC	Loss	14091.15	11542.52	-2548.63	-18.09%
7	POWERGRID	Loss	14059.15	11341.08	-2718.07	-19.33%
Total			96850.77	88931.19	-7919.58	-8.18%

OVERALL PERFORMANCE SUMMARY

Amount Invested	Sale Proceeds	Profit/(Loss)	%Return
96850.77	88931.19	-7919.58	-8.18%

* We have considered the market value for open stocks as on the previous day prior to the report for open stocks.

** Includes unrealized gains for open stocks, if any.



STOCK WISE PERFORMANCE SUMMARY

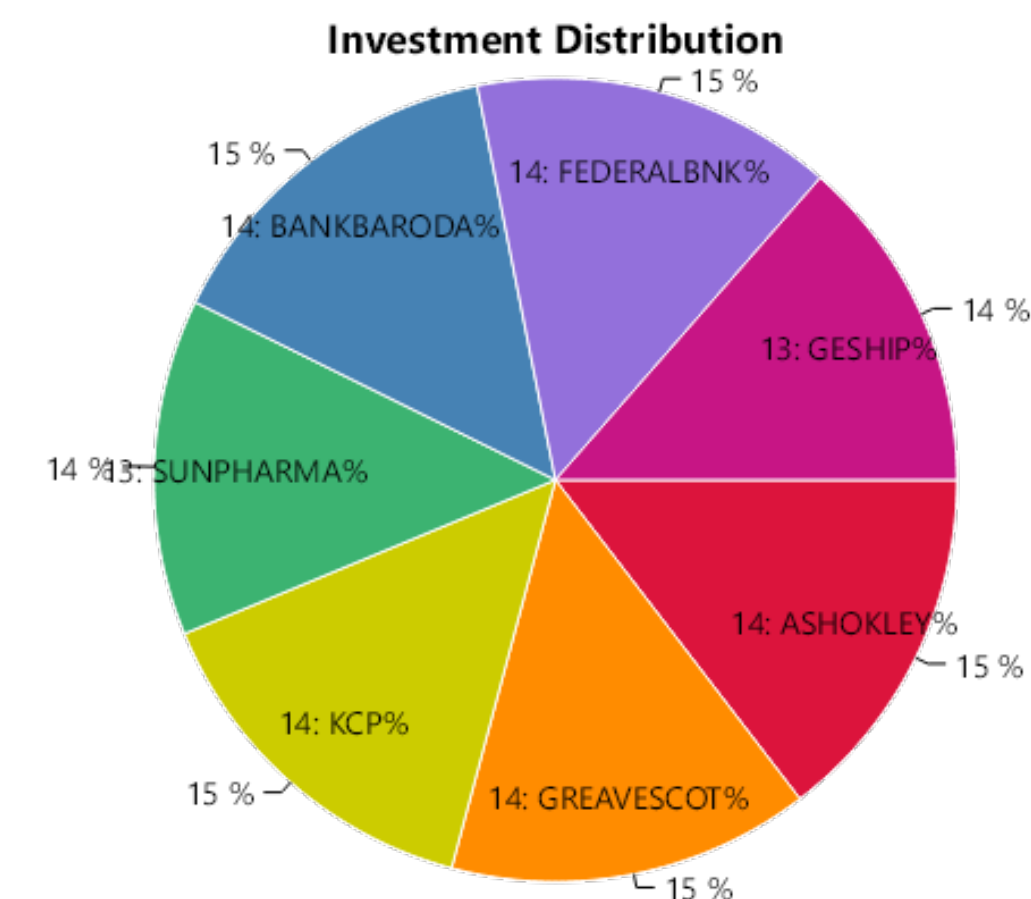
Sr No.	Stock Name	Status	Amount Invested*	Sale Proceeds*	Profit/(Loss)**	%Return
1	ASHOKLEY	Profit	14182.56	14733.24	550.68	3.88%
2	GREAVESCOT	Profit	14056.30	14682.34	626.04	4.45%
3	KCP	Profit	13989.60	14776.67	787.07	5.63%
4	SUNPHARMA	Profit	12712.28	12782.84	70.56	0.56%
5	BANKBARODA	Loss	14067.35	11270.60	-2796.75	-19.88%
6	FEDERALBNK	Loss	14033.59	13281.76	-751.83	-5.36%
7	GESHIP	Loss	13288.11	10513.68	-2774.43	-20.88%
Total			96329.79	92041.13	-4288.66	-4.45%

OVERALL PERFORMANCE SUMMARY

Amount Invested	Sale Proceeds	Profit/(Loss)	%Return
96329.79	92041.13	-4288.66	-4.45%

* We have considered the market value for open stocks as on the previous day prior to the report for open stocks.

** Includes unrealized gains for open stocks, if any.



Contact Details

 LKP Securities Ltd, SPIP Division

 91 22 66351336 / 91 22 66351337  spip@lkpsec.com

 Registered Office: 203, Embassy Centre, Nariman Point, Mumbai - 400021.

 Registered Office: 2nd Floor, Gala Impecca, Andheri Kurla Road, Near Hotel Courtyard Marriott, Chakala, Andheri (East), Mumbai-400059.

Compliance & Grievance Officer

 Mr. Ritesh Tiwari

 022-6635 1234

 ho_compliance@lkpsec.com

Disclaimer & Disclosure : LKP Securities Ltd. (CIN-U67120MH1994PLC080039, www.Lkpsec.com) and its affiliates are a full- fledged, brokerage and financing group. LKP Securities Ltd is a SEBI registered Research Analyst with registration number INH000001758. LKP is a corporate trading member of Bombay Stock Exchange Limited (BSE), National Stock Exchange of India Limited (NSE) and Metropolitan Stock Exchange of India Limited (MSEI). LKP along with its subsidiaries offers the most comprehensive avenues for investments and is engaged in the businesses including stock broking (Institutional and retail), merchant banking, commodity broking, depository participant rendered in connection with distribution of primary market issues and financial products like mutual funds etc.

LKP offers research services to clients. The analyst for this report certifies that all of the views expressed in this report accurately reflect his or her personal views about the subject company or companies and its or their securities, and no part of his or her compensation was, is or will be, directly or indirectly related to specific recommendations or views expressed in this report.

Further, the information in the document has been printed on the basis of publicly available information; internal data and other sources believed to be true and are for general guidance only but which may have not been verified independently. While every effort is made to ensure the accuracy and completeness of information contained, the company takes no responsibility and assumes no liability for any error/ omission or accuracy of the information. Recipients of this material should rely on their own judgments and conclusions from relevant sources before making any investment. The investments discussed or recommended in this report may not be suitable for all investors. Opinion expressed is the current opinion as of the date appearing on the material only. Value of the investments referred to in this material are subject to volatility. Past performance is not a guide for future performance. Investment in securities market are subject to market risks. Read all the related documents carefully before investing. Registration granted by SEBI and certification from NISM in no way guarantee performance of the intermediary or provide any assurance of returns to investors. These securities quoted are for illustration only and are not recommendatory.

Mr. S. Ranganathan (Advisor) - SEBI Registration No-INH2200252399,
Mr. Kunal Bothra (Research Analyst) - SEBI Registered No. INH000005263



THANK YOU