

# SPIP Performance Report 2024-2025

Client Name : VIBHAVARI VIJAY VAIDYA

Client Code : RA000879

Date : 23/12/2025



Sr No.	Month	Amount Invested	Sale Proceeds*	Profit/(Loss)**	%Return
1	May-2024	248939.35	249063.95	124.60	0.05%
2	Jun-2024	176566.07	172839.18	-3726.89	-2.11%
3	Jul-2024	148805.76	145828.41	-2977.35	-2.00%
4	Aug-2024	240668.54	218877.84	-21790.70	-9.05%
5	Sep-2024	139239.83	127442.80	-11797.03	-8.47%
6	Oct-2024	97179.83	92848.37	-4331.46	-4.46%
7	Nov-2024	186722.69	177350.84	-9371.85	-5.02%
8	Dec-2024	136073.73	129187.89	-6885.84	-5.06%

\* We have considered the market value for open stocks as on the previous day prior to the report for open stocks.

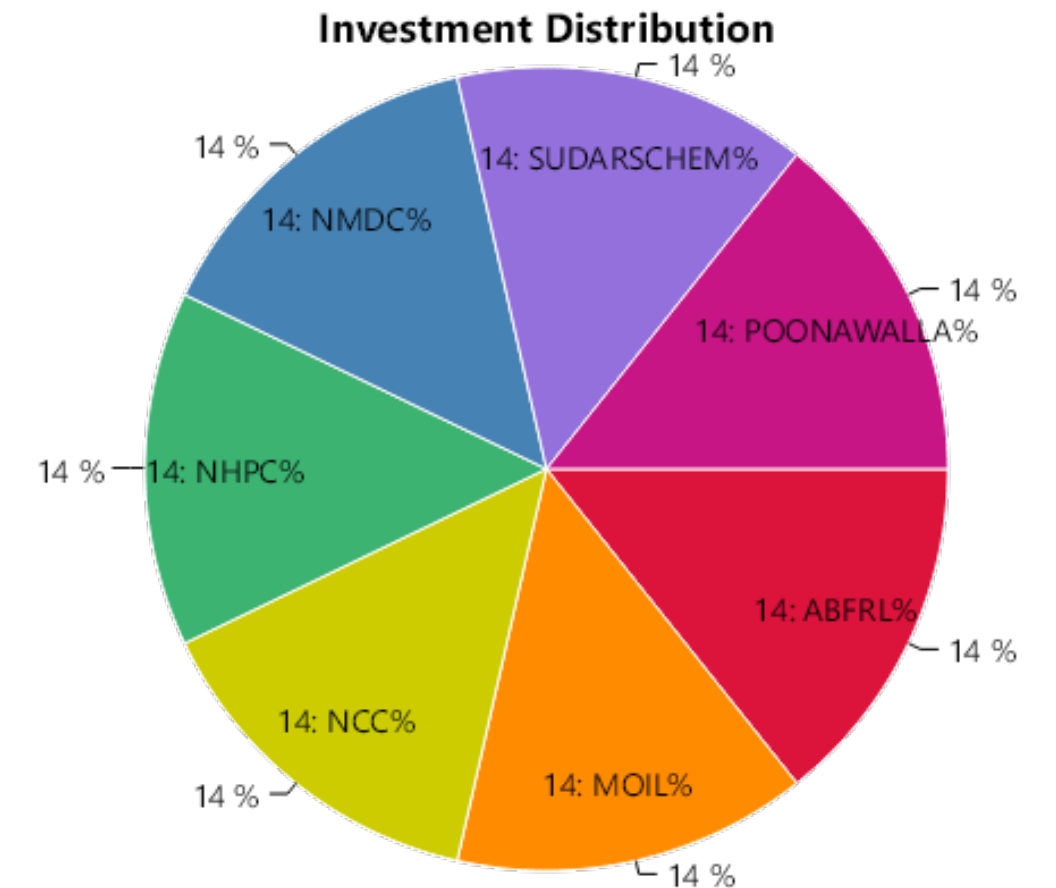
\*\* Includes unrealized gains for open stocks, if any.

## STOCK WISE PERFORMANCE SUMMARY

Sr No.	Stock Name	Status	Amount Invested*	Sale Proceeds*	Profit/(Loss)**	%Return
1	ABFRL	Profit	35700.06	36420.70	720.64	2.02%
2	MOIL	Profit	35447.65	36289.34	841.69	2.37%
3	NCC	Profit	35676.21	36526.61	850.40	2.38%
4	NHPC	Profit	35615.71	36386.28	770.57	2.16%
5	NMDC	Profit	35309.18	36273.67	964.49	2.73%
6	SUDARSCHEM	Profit	35484.42	39614.76	4130.34	11.64%
7	POONAWALLA	Loss	35706.12	27552.59	-8153.53	-22.84%
<b>Total</b>			<b>248939.35</b>	<b>249063.95</b>	<b>124.60</b>	<b>0.05%</b>

## OVERALL PERFORMANCE SUMMARY

Amount Invested	Sale Proceeds	Profit/(Loss)	%Return
248939.35	249063.95	124.60	0.05%



\* We have considered the market value for open stocks as on the previous day prior to the report for open stocks.

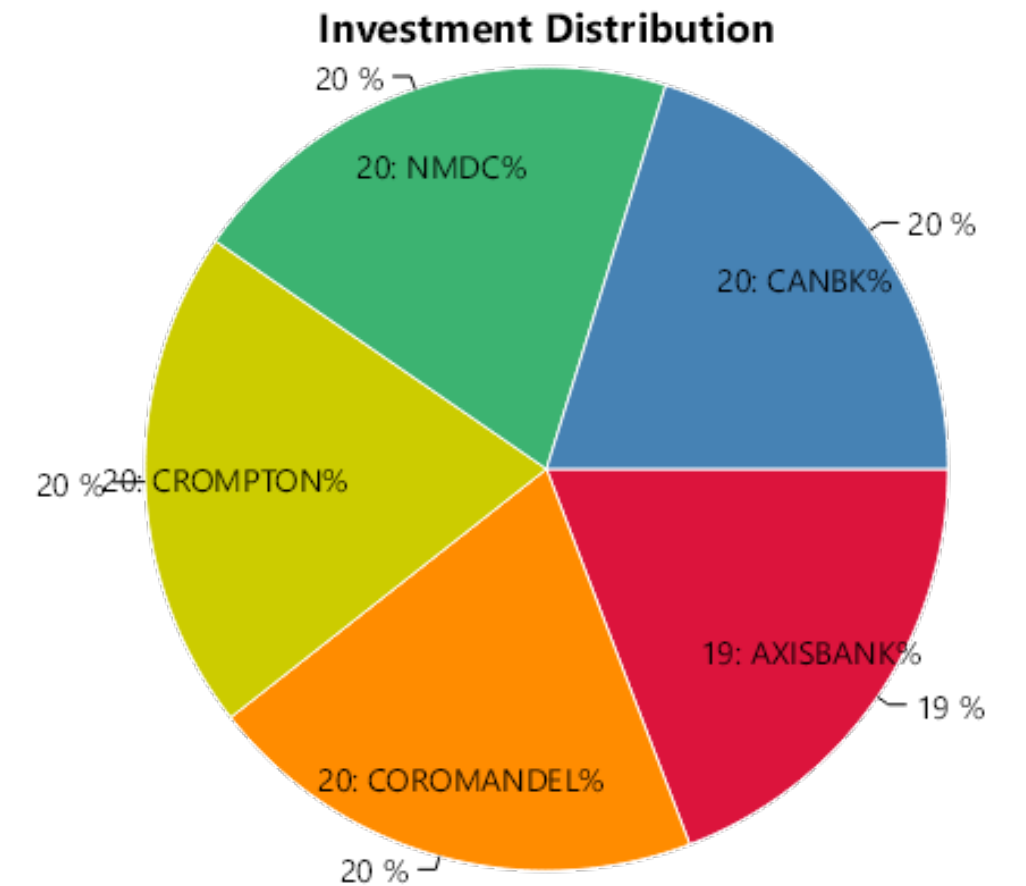
\*\* Includes unrealized gains for open stocks, if any.

## STOCK WISE PERFORMANCE SUMMARY

Sr No.	Stock Name	Status	Amount Invested*	Sale Proceeds*	Profit/(Loss)**	%Return
1	AXISBANK	Profit	34504.75	35748.00	1243.25	3.60%
2	COROMANDEL	Profit	35477.29	36559.71	1082.42	3.05%
3	CROMPTON	Profit	35500.64	36523.17	1022.53	2.88%
4	NMDC	Profit	35612.75	36645.55	1032.80	2.90%
5	CMSINFO	Out of range	0.00	0.00	0.00	0%
6	CANBK	Loss	35470.64	27362.75	-8107.89	-22.86%
<b>Total</b>			<b>176566.07</b>	<b>172839.18</b>	<b>-3726.89</b>	<b>-2.11%</b>

## OVERALL PERFORMANCE SUMMARY

Amount Invested	Sale Proceeds	Profit/(Loss)	%Return
176566.07	172839.18	-3726.89	-2.11%



\* We have considered the market value for open stocks as on the previous day prior to the report for open stocks.

\*\* Includes unrealized gains for open stocks, if any.

## STOCK WISE PERFORMANCE SUMMARY

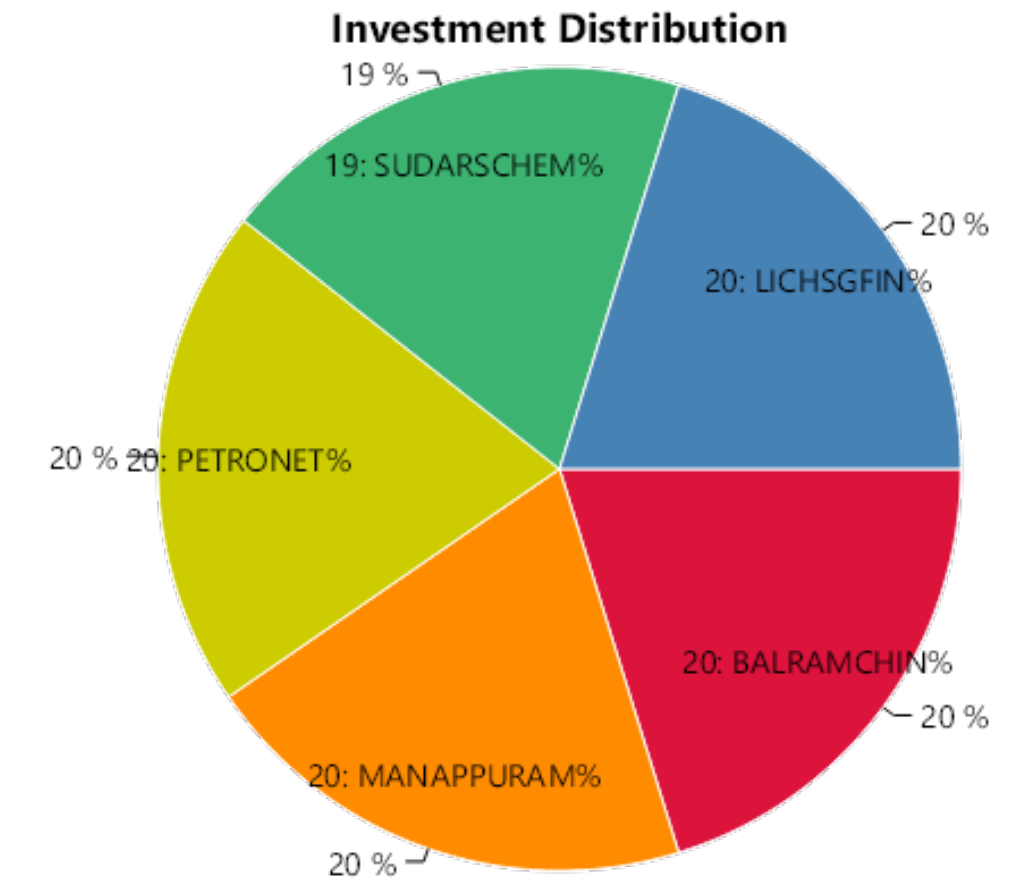
Sr No.	Stock Name	Status	Amount Invested*	Sale Proceeds*	Profit/(Loss)**	%Return
1	BALRAMCHIN	Profit	29875.18	30566.54	691.36	2.31%
2	MANAPPURAM	Profit	29905.86	30685.27	779.41	2.61%
3	PETRONET	Profit	29933.12	30789.15	856.03	2.86%
4	SUDARSCHEM	Profit	29158.48	30470.32	1311.84	4.50%
5	CMSINFO	Out of range	0.00	0.00	0.00	0%
6	LICHSGFIN	Loss	29933.12	23317.13	-6615.99	-22.10%
<b>Total</b>			<b>148805.76</b>	<b>145828.41</b>	<b>-2977.35</b>	<b>-2.00%</b>

## OVERALL PERFORMANCE SUMMARY

Amount Invested	Sale Proceeds	Profit/(Loss)	%Return
148805.76	145828.41	-2977.35	-2.00%

\* We have considered the market value for open stocks as on the previous day prior to the report for open stocks.

\*\* Includes unrealized gains for open stocks, if any.

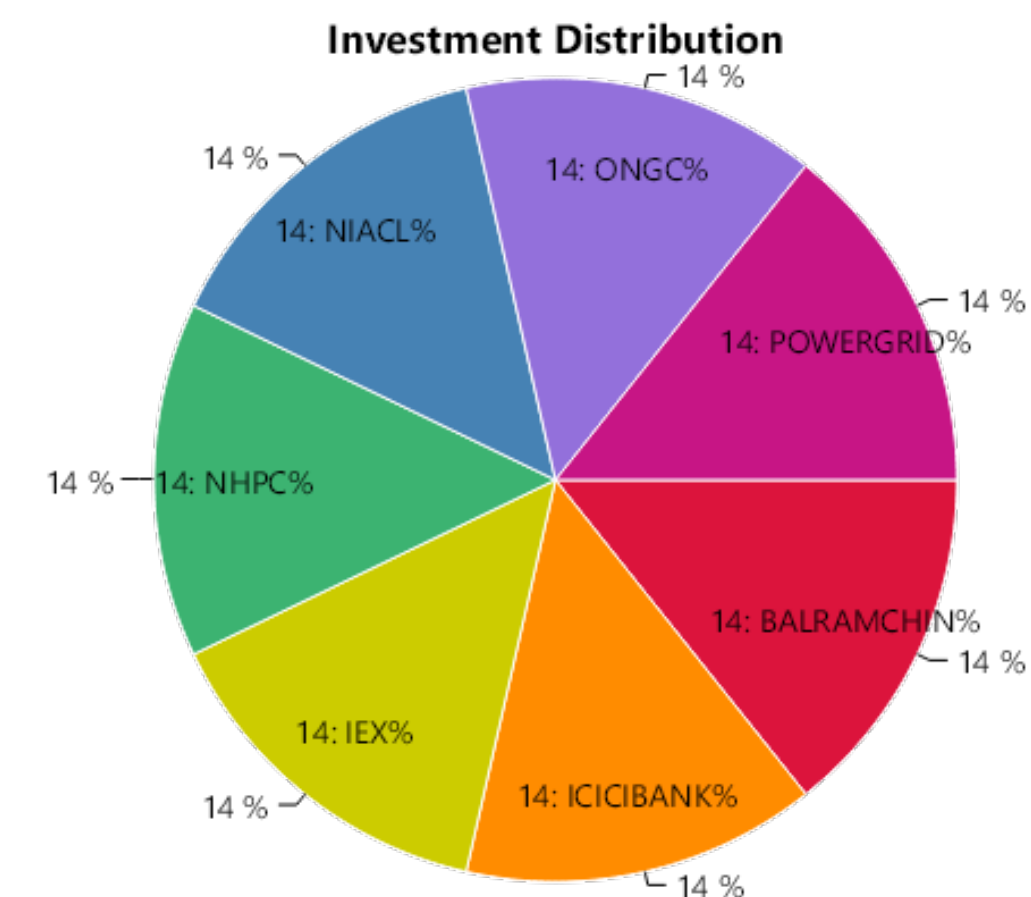


## STOCK WISE PERFORMANCE SUMMARY

Sr No.	Stock Name	Status	Amount Invested*	Sale Proceeds*	Profit/(Loss)**	%Return
1	BALRAMCHIN	Profit	34857.72	36427.90	1570.18	4.50%
2	ICICIBANK	Profit	34513.67	36496.21	1982.54	5.74%
3	IEX	Profit	35058.39	36481.42	1423.03	4.06%
4	NHPC	Loss	34269.81	27279.13	-6990.68	-20.40%
5	NIACL	Loss	33866.64	27313.80	-6552.84	-19.35%
6	ONGC	Loss	33894.83	27460.00	-6434.83	-18.98%
7	POWERGRID	Loss	34207.48	27419.38	-6788.10	-19.84%
<b>Total</b>			<b>240668.54</b>	<b>218877.84</b>	<b>-21790.70</b>	<b>-9.05%</b>

## OVERALL PERFORMANCE SUMMARY

Amount Invested	Sale Proceeds	Profit/(Loss)	%Return
240668.54	218877.84	-21790.70	-9.05%



\* We have considered the market value for open stocks as on the previous day prior to the report for open stocks.

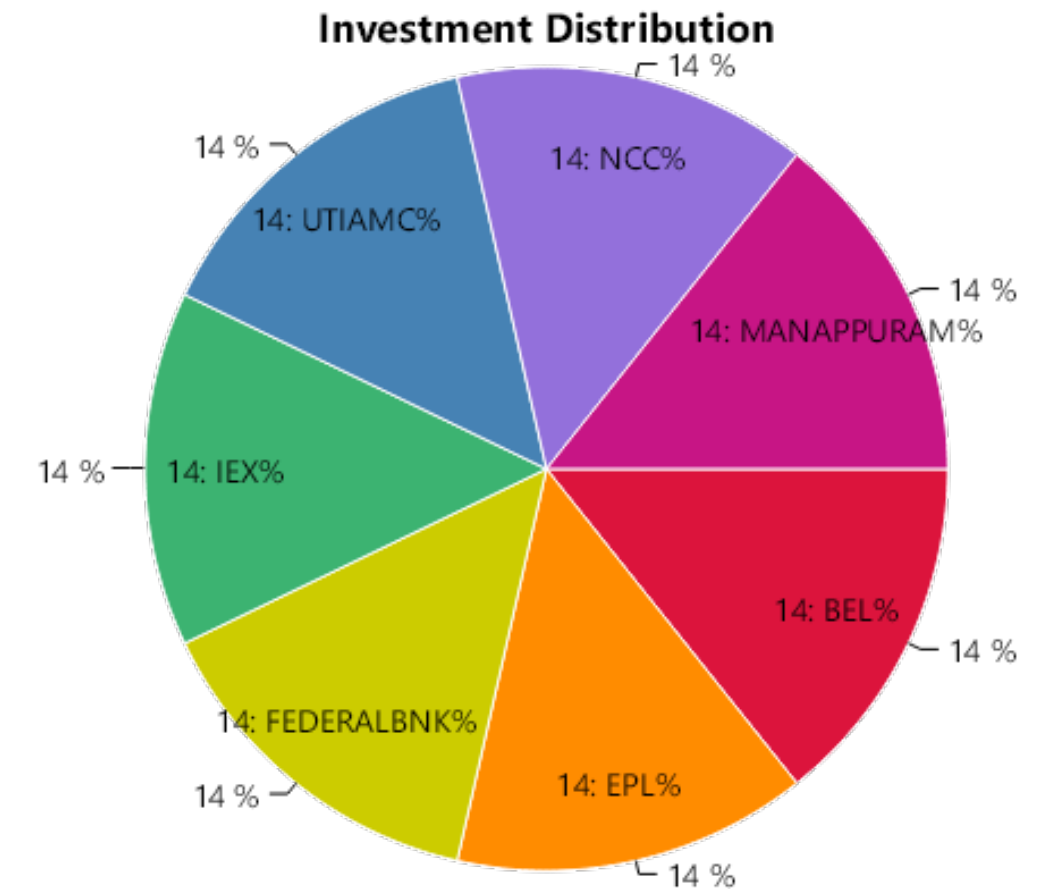
\*\* Includes unrealized gains for open stocks, if any.

## STOCK WISE PERFORMANCE SUMMARY

Sr No.	Stock Name	Status	Amount Invested*	Sale Proceeds*	Profit/(Loss)**	%Return
1	BEL	Profit	19824.02	20404.73	580.71	2.93%
2	EPL	Profit	19853.40	20499.49	646.09	3.25%
3	FEDERALBNK	Profit	19948.33	20495.04	546.71	2.74%
4	IEX	Profit	19974.60	20530.65	556.05	2.78%
5	UTIAMC	Profit	19952.39	20567.58	615.19	3.08%
6	NCC	Open	19870.06	9551.99	-10318.07	-51.93%
7	MANAPPURAM	Loss	19817.03	15393.32	-4423.71	-22.32%
<b>Total</b>			<b>139239.83</b>	<b>127442.80</b>	<b>-11797.03</b>	<b>-8.47%</b>

## OVERALL PERFORMANCE SUMMARY

Amount Invested	Sale Proceeds	Profit/(Loss)	%Return
139239.83	127442.80	-11797.03	-8.47%



\* We have considered the market value for open stocks as on the previous day prior to the report for open stocks.

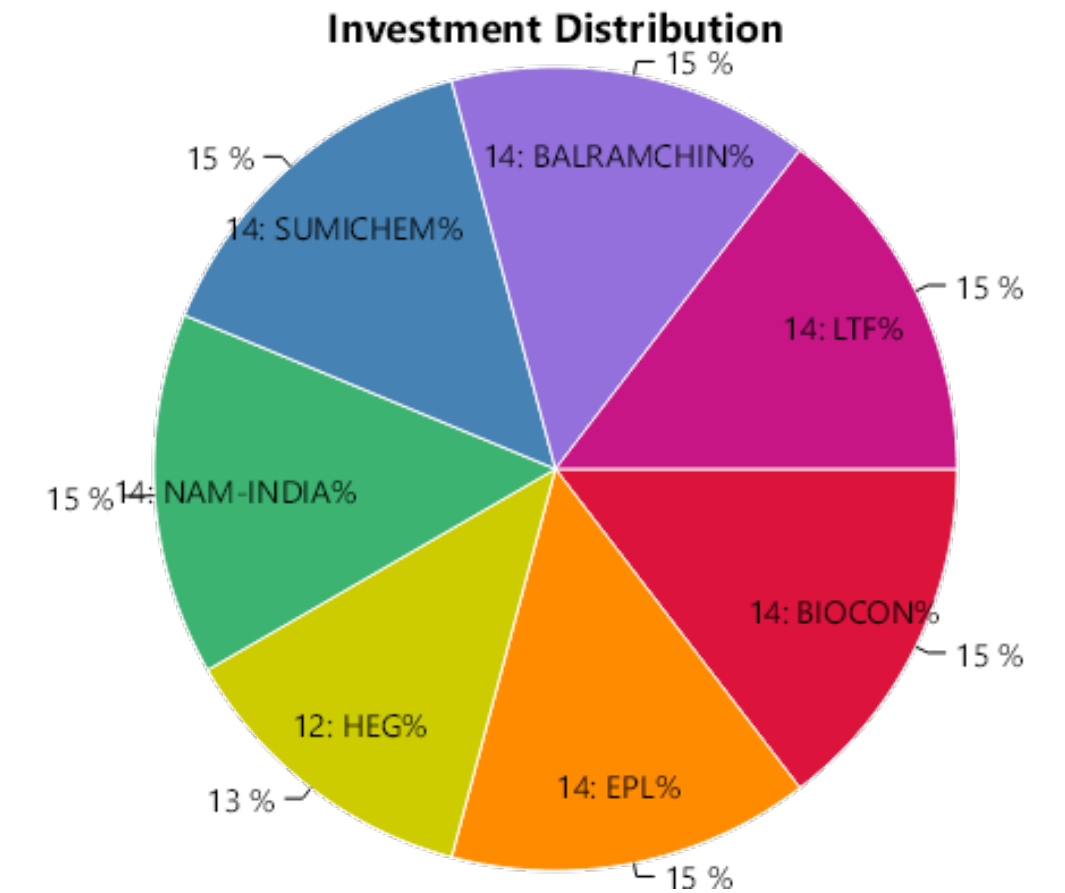
\*\* Includes unrealized gains for open stocks, if any.

## STOCK WISE PERFORMANCE SUMMARY

Sr No.	Stock Name	Status	Amount Invested*	Sale Proceeds*	Profit/(Loss)**	%Return
1	BIOCON	Profit	14121.72	14538.54	416.82	2.95%
2	EPL	Profit	14310.53	14614.33	303.80	2.12%
3	HEG	Profit	12190.75	12574.98	384.23	3.15%
4	NAM-INDIA	Profit	14112.05	14500.26	388.21	2.75%
5	SUMICHEM	Profit	13979.06	14349.65	370.59	2.65%
6	BALRAMCHIN	Loss	14204.90	11072.12	-3132.78	-22.05%
7	LTF	Loss	14260.82	11198.49	-3062.33	-21.47%
<b>Total</b>			<b>97179.83</b>	<b>92848.37</b>	<b>-4331.46</b>	<b>-4.46%</b>

## OVERALL PERFORMANCE SUMMARY

Amount Invested	Sale Proceeds	Profit/(Loss)	%Return
97179.83	92848.37	-4331.46	-4.46%



\* We have considered the market value for open stocks as on the previous day prior to the report for open stocks.

\*\* Includes unrealized gains for open stocks, if any.

## STOCK WISE PERFORMANCE SUMMARY

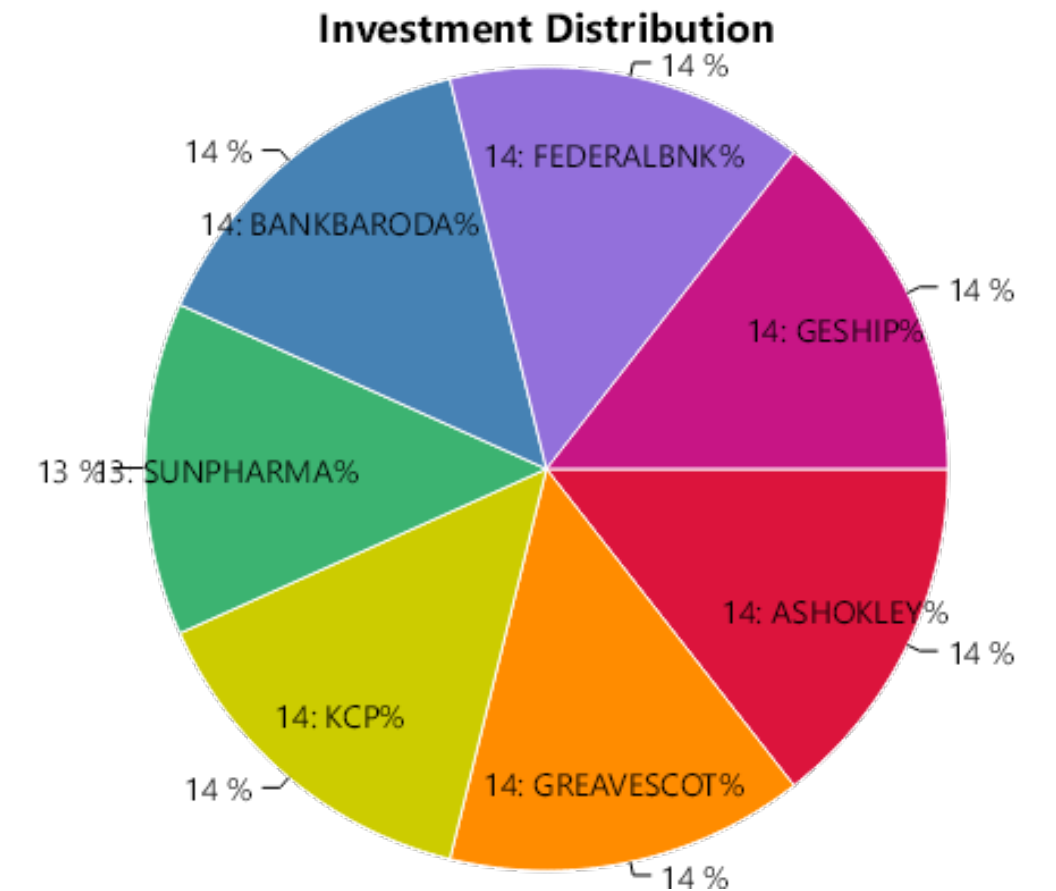
Sr No.	Stock Name	Status	Amount Invested*	Sale Proceeds*	Profit/(Loss)**	%Return
1	ASHOKLEY	Profit	26855.92	27747.44	891.52	3.32%
2	GREAVESCOT	Profit	27039.29	28091.45	1052.16	3.89%
3	KCP	Profit	26880.10	28237.52	1357.42	5.05%
4	SUNPHARMA	Profit	25487.74	25497.36	9.62	0.04%
5	BANKBARODA	Loss	26922.91	21457.36	-5465.55	-20.30%
6	FEDERALBNK	Loss	26894.40	25353.90	-1540.50	-5.73%
7	GESHIP	Loss	26642.33	20965.81	-5676.52	-21.31%
<b>Total</b>			<b>186722.69</b>	<b>177350.84</b>	<b>-9371.85</b>	<b>-5.02%</b>

## OVERALL PERFORMANCE SUMMARY

Amount Invested	Sale Proceeds	Profit/(Loss)	%Return
186722.69	177350.84	-9371.85	-5.02%

\* We have considered the market value for open stocks as on the previous day prior to the report for open stocks.

\*\* Includes unrealized gains for open stocks, if any.



## STOCK WISE PERFORMANCE SUMMARY

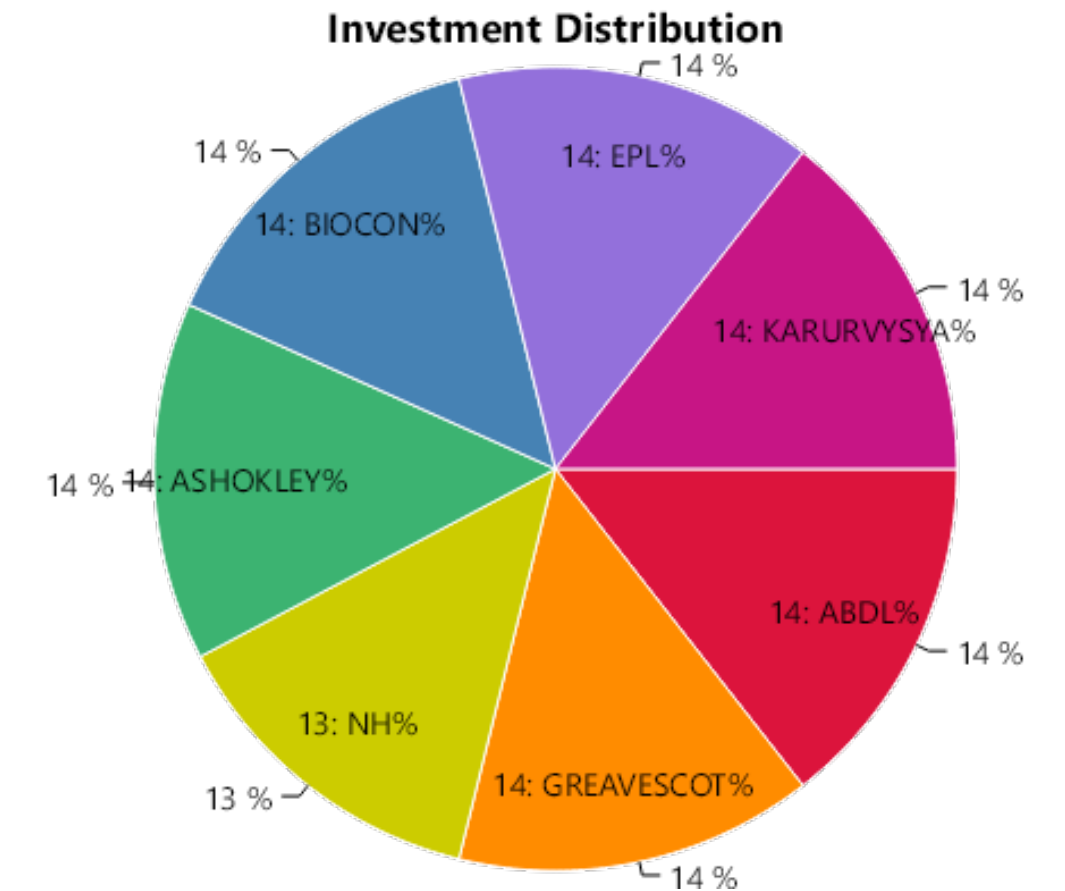
Sr No.	Stock Name	Status	Amount Invested*	Sale Proceeds*	Profit/(Loss)**	%Return
1	ABDL	Profit	19436.69	20267.25	830.56	4.27%
2	GREAVESCOT	Profit	19594.83	23865.70	4270.87	21.80%
3	NH	Profit	18957.12	19774.02	816.90	4.31%
4	ASHOKLEY	Loss	19549.99	19396.40	-153.59	-0.79%
5	BIOCON	Loss	19363.50	15377.52	-3985.98	-20.59%
6	EPL	Loss	19671.44	15311.35	-4360.09	-22.16%
7	KARURVYSYA	Loss	19500.16	15195.65	-4304.51	-22.07%
<b>Total</b>			<b>136073.73</b>	<b>129187.89</b>	<b>-6885.84</b>	<b>-5.06%</b>

## OVERALL PERFORMANCE SUMMARY

Amount Invested	Sale Proceeds	Profit/(Loss)	%Return
136073.73	129187.89	-6885.84	-5.06%

\* We have considered the market value for open stocks as on the previous day prior to the report for open stocks.

\*\* Includes unrealized gains for open stocks, if any.



## Contact Details

 LKP Securities Ltd, SPIP Division

 91 22 66351336 / 91 22 66351337     [spip@lkpsec.com](mailto:spip@lkpsec.com)

 Registered Office: 203, Embassy Centre, Nariman Point, Mumbai - 400021.

 Registered Office: 2nd Floor, Gala Impecca, Andheri Kurla Road, Near Hotel Courtyard Marriott, Chakala, Andheri (East), Mumbai-400059.

## Compliance & Grievance Officer

 Mr. Ritesh Tiwari

 022-6635 1234

 [ho\\_compliance@lkpsec.com](mailto:ho_compliance@lkpsec.com)

**Disclaimer & Disclosure :** LKP Securities Ltd. (CIN-U67120MH1994PLC080039, www.Lkpsec.com) and its affiliates are a full- fledged, brokerage and financing group. LKP Securities Ltd is a SEBI registered Research Analyst with registration number INH000001758. LKP is a corporate trading member of Bombay Stock Exchange Limited (BSE), National Stock Exchange of India Limited (NSE) and Metropolitan Stock Exchange of India Limited (MSEI). LKP along with its subsidiaries offers the most comprehensive avenues for investments and is engaged in the businesses including stock broking (Institutional and retail), merchant banking, commodity broking, depository participant rendered in connection with distribution of primary market issues and financial products like mutual funds etc.

LKP offers research services to clients. The analyst for this report certifies that all of the views expressed in this report accurately reflect his or her personal views about the subject company or companies and its or their securities, and no part of his or her compensation was, is or will be, directly or indirectly related to specific recommendations or views expressed in this report.

Further, the information in the document has been printed on the basis of publicly available information; internal data and other sources believed to be true and are for general guidance only but which may have not been verified independently. While every effort is made to ensure the accuracy and completeness of information contained, the company takes no responsibility and assumes no liability for any error/ omission or accuracy of the information. Recipients of this material should rely on their own judgments and conclusions from relevant sources before making any investment. The investments discussed or recommended in this report may not be suitable for all investors. Opinion expressed is the current opinion as of the date appearing on the material only. Value of the investments referred to in this material are subject to volatility. Past performance is not a guide for future performance. Investment in securities market are subject to market risks. Read all the related documents carefully before investing. Registration granted by SEBI and certification from NISM in no way guarantee performance of the intermediary or provide any assurance of returns to investors. These securities quoted are for illustration only and are not recommendatory.

Mr. S. Ranganathan (Advisor) - SEBI Registration No-INH2200252399,  
Mr. Kunal Bothra (Research Analyst) - SEBI Registered No. INH000005263



**THANK YOU**