

SPIP Performance Report 2024-2025

Client Name : KHANNA HOTELS PVT LTD .

Client Code : RA000898

Date : 23/12/2025



Sr No.	Month	Amount Invested	Sale Proceeds*	Profit/(Loss)**	%Return
1	Apr-2024	3776642.98	3986717.81	210074.83	5.56%
2	May-2024	6934043.20	7034692.58	100649.38	1.45%
3	Jun-2024	7545126.76	7485385.10	-59741.66	-0.79%
4	Aug-2024	9941493.00	9208965.27	-732527.73	-7.37%
5	Sep-2024	4960661.91	4807787.54	-152874.37	-3.08%
6	Oct-2024	6666407.43	6512664.31	-153743.12	-2.31%
7	Nov-2024	9234459.66	8858680.42	-375779.24	-4.07%
8	Dec-2024	3584662.73	3575970.62	-8692.11	-0.24%

* We have considered the market value for open stocks as on the previous day prior to the report for open stocks.

** Includes unrealized gains for open stocks, if any.

STOCK WISE PERFORMANCE SUMMARY

Sr No.	Stock Name	Status	Amount Invested*	Sale Proceeds*	Profit/(Loss)**	%Return
1	BEL	Profit	626275.94	663382.51	37106.57	5.92%
2	CANBK	Profit	629508.54	665290.73	35782.19	5.68%
3	CENTRALBK	Profit	631612.36	662991.74	31379.38	4.97%
4	HEG	Profit	627099.32	664937.47	37838.15	6.03%
5	LTF	Profit	636338.80	667457.32	31118.52	4.89%
6	NHPC	Profit	625808.02	662658.04	36850.02	5.89%
7	ORIENTHOT	Out of range	0.00	0.00	0.00	0%
Total			3776642.98	3986717.81	210074.83	5.56%

OVERALL PERFORMANCE SUMMARY

Amount Invested	Sale Proceeds	Profit/(Loss)	%Return
3776642.98	3986717.81	210074.83	5.56%



* We have considered the market value for open stocks as on the previous day prior to the report for open stocks.

** Includes unrealized gains for open stocks, if any.

STOCK WISE PERFORMANCE SUMMARY

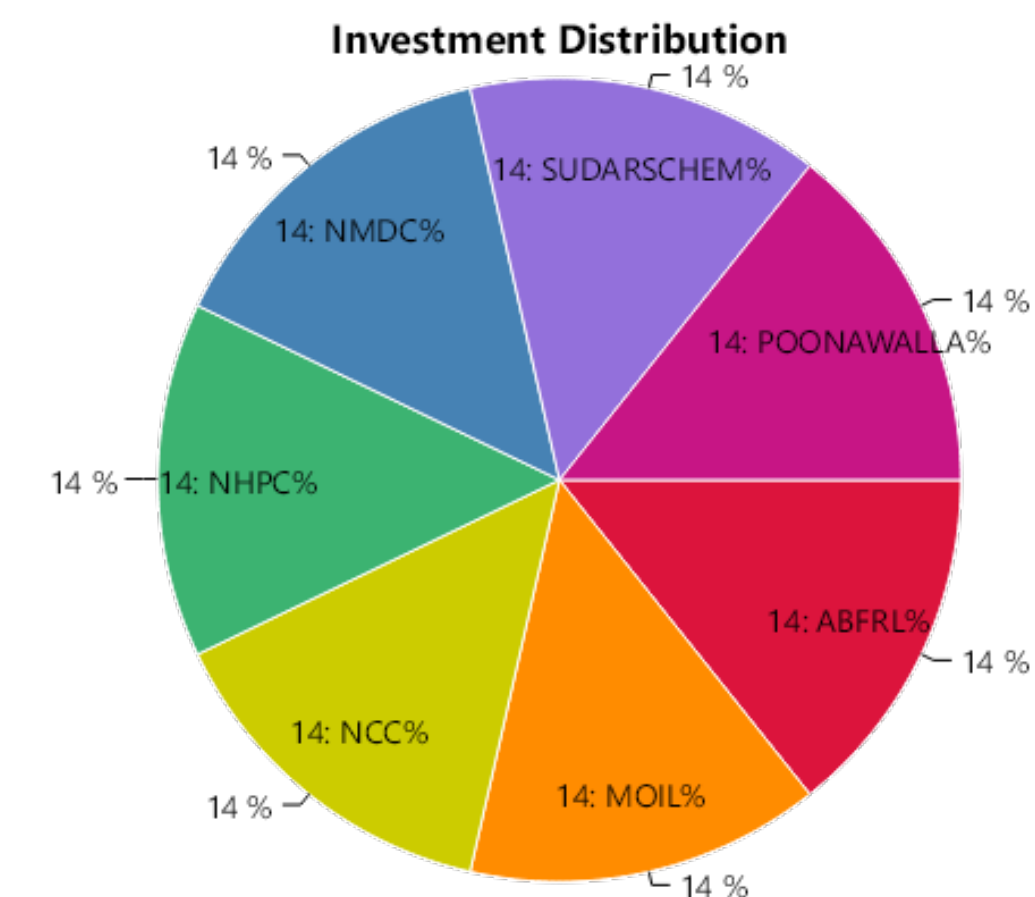
Sr No.	Stock Name	Status	Amount Invested*	Sale Proceeds*	Profit/(Loss)**	%Return
1	ABFRL	Profit	993439.08	1026731.52	33292.44	3.35%
2	MOIL	Profit	986283.78	1025113.07	38829.29	3.94%
3	NCC	Profit	989841.48	1030228.85	40387.37	4.08%
4	NHPC	Profit	993462.67	1028221.49	34758.82	3.50%
5	NMDC	Profit	984485.24	1026282.55	41797.31	4.25%
6	SUDARSCHEM	Profit	993182.18	1121573.28	128391.10	12.93%
7	POONAWALLA	Loss	993348.77	776541.82	-216806.95	-21.83%
Total			6934043.20	7034692.58	100649.38	1.45%

OVERALL PERFORMANCE SUMMARY

Amount Invested	Sale Proceeds	Profit/(Loss)	%Return
6934043.20	7034692.58	100649.38	1.45%

* We have considered the market value for open stocks as on the previous day prior to the report for open stocks.

** Includes unrealized gains for open stocks, if any.

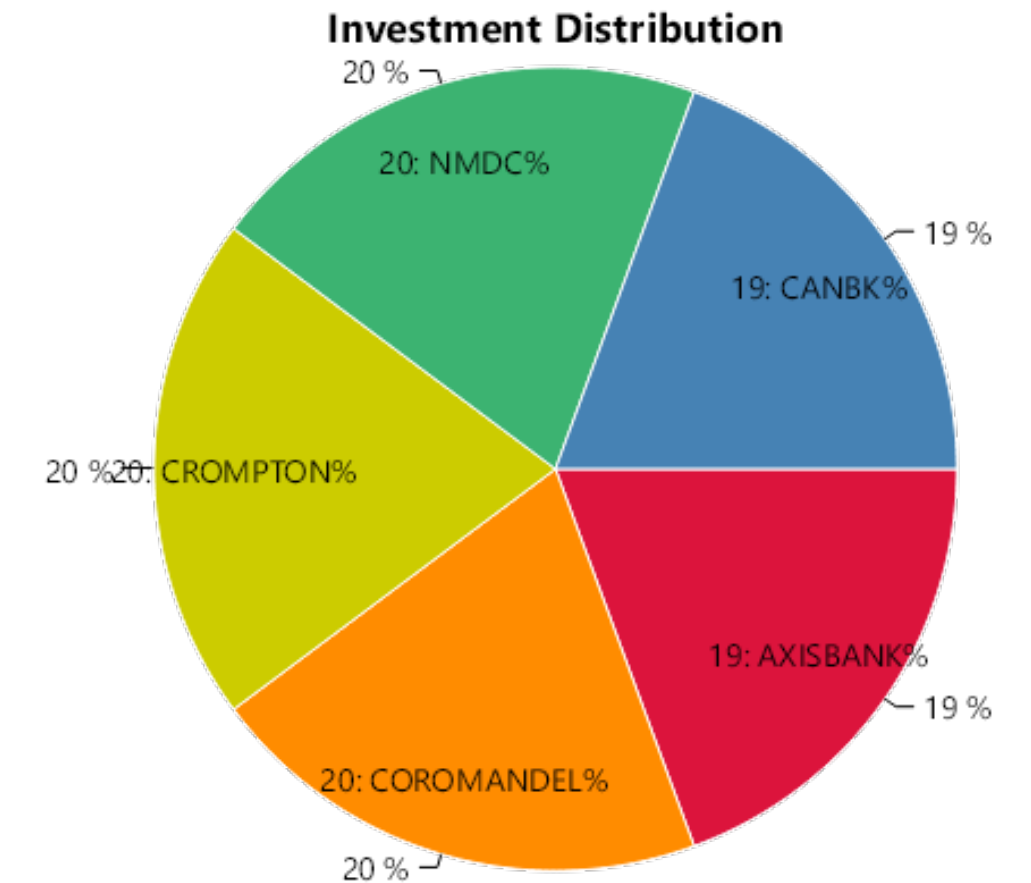


STOCK WISE PERFORMANCE SUMMARY

Sr No.	Stock Name	Status	Amount Invested*	Sale Proceeds*	Profit/(Loss)**	%Return
1	AXISBANK	Profit	1506100.06	1580736.72	74636.66	4.96%
2	COROMANDEL	Profit	1511508.47	1577965.48	66457.01	4.40%
3	CROMPTON	Profit	1511459.01	1575288.64	63829.63	4.22%
4	NMDC	Profit	1511519.73	1575637.90	64118.17	4.24%
5	CMSINFO	Out of range	0.00	0.00	0.00	0%
6	CANBK	Loss	1504539.49	1175756.36	-328783.13	-21.85%
Total			7545126.76	7485385.10	-59741.66	-0.79%

OVERALL PERFORMANCE SUMMARY

Amount Invested	Sale Proceeds	Profit/(Loss)	%Return
7545126.76	7485385.10	-59741.66	-0.79%



* We have considered the market value for open stocks as on the previous day prior to the report for open stocks.

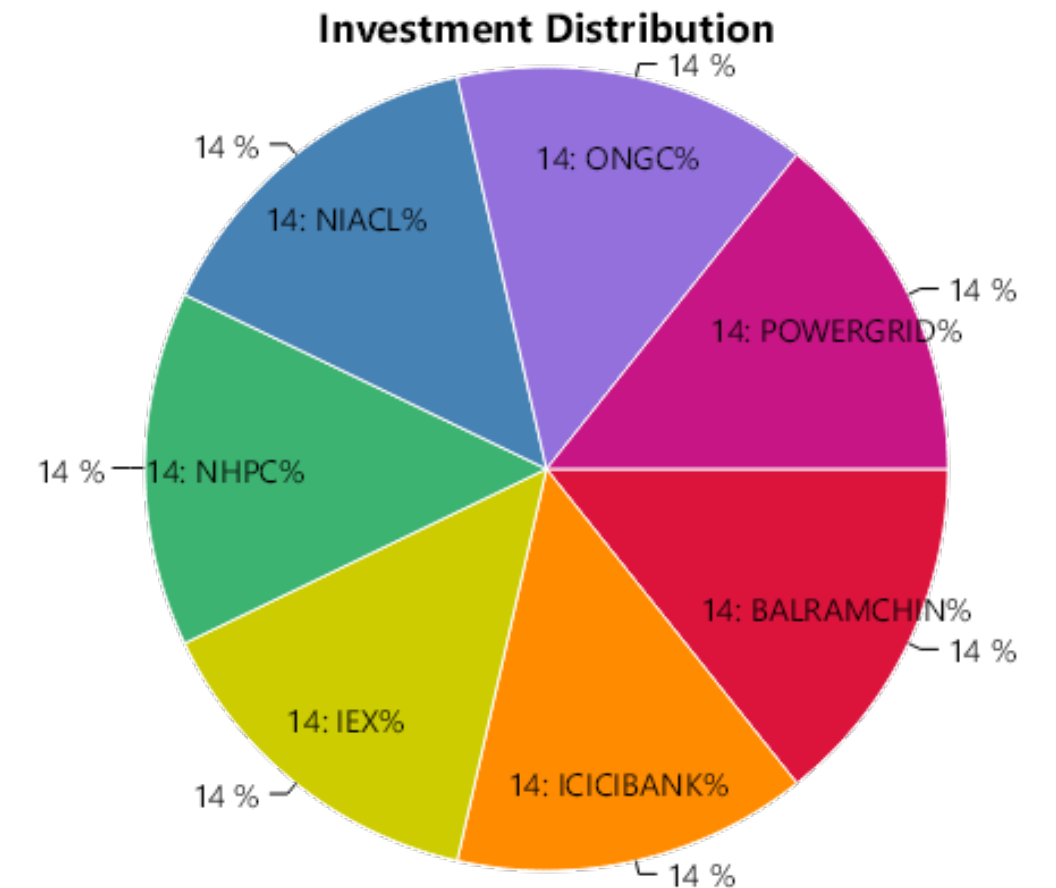
** Includes unrealized gains for open stocks, if any.

STOCK WISE PERFORMANCE SUMMARY

Sr No.	Stock Name	Status	Amount Invested*	Sale Proceeds*	Profit/(Loss)**	%Return
1	BALRAMCHIN	Profit	1419119.60	1525757.08	106637.48	7.51%
2	ICICIBANK	Profit	1426485.16	1526144.76	99659.60	6.99%
3	IEX	Profit	1419059.89	1535431.73	116371.84	8.20%
4	NHPC	Loss	1419230.73	1161573.72	-257657.01	-18.15%
5	NIACL	Loss	1419232.48	1136040.60	-283191.88	-19.95%
6	ONGC	Loss	1419187.28	1171097.04	-248090.24	-17.48%
7	POWERGRID	Loss	1419177.86	1152920.34	-266257.52	-18.76%
Total			9941493.00	9208965.27	-732527.73	-7.37%

OVERALL PERFORMANCE SUMMARY

Amount Invested	Sale Proceeds	Profit/(Loss)	%Return
9941493.00	9208965.27	-732527.73	-7.37%



* We have considered the market value for open stocks as on the previous day prior to the report for open stocks.

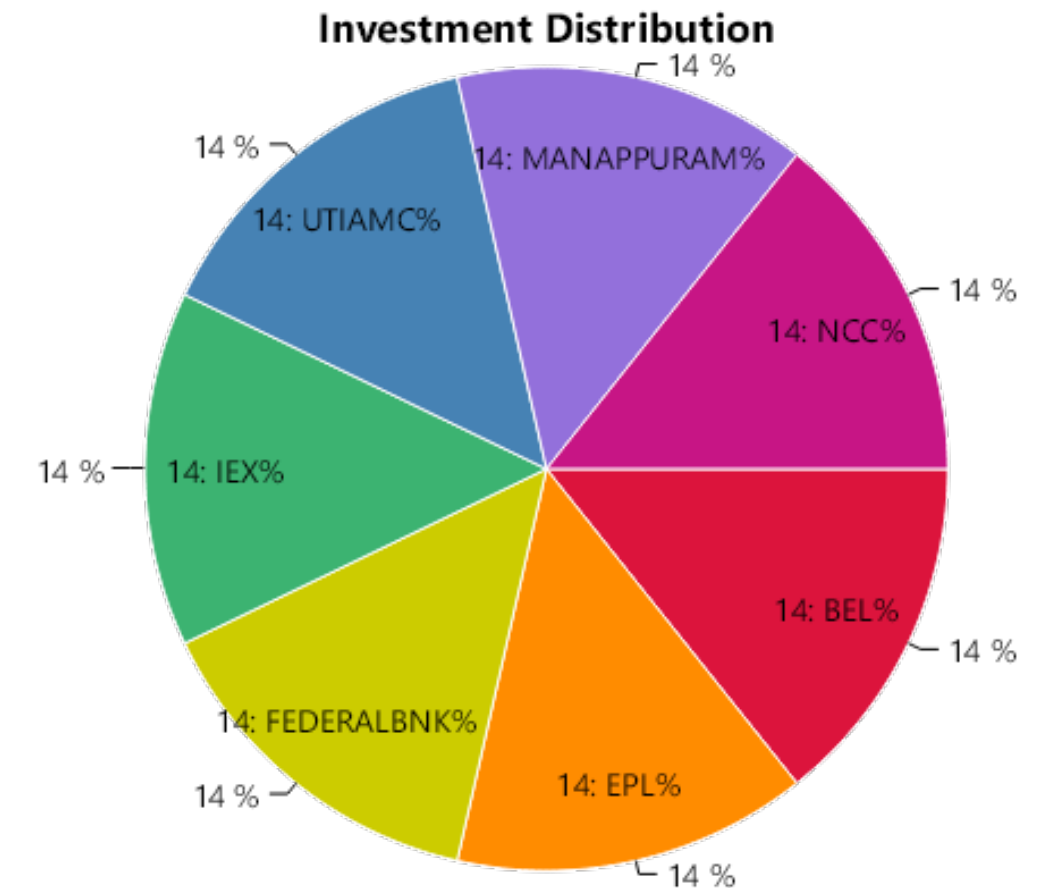
** Includes unrealized gains for open stocks, if any.

STOCK WISE PERFORMANCE SUMMARY

Sr No.	Stock Name	Status	Amount Invested*	Sale Proceeds*	Profit/(Loss)**	%Return
1	BEL	Profit	706919.33	737273.96	30354.63	4.29%
2	EPL	Profit	709587.45	741541.62	31954.17	4.50%
3	FEDERALBNK	Profit	707775.78	736702.70	28926.92	4.09%
4	IEX	Profit	709472.17	738799.69	29327.52	4.13%
5	UTIAMC	Profit	708979.65	739668.48	30688.83	4.33%
6	MANAPPURAM	Loss	709477.51	558595.78	-150881.73	-21.27%
7	NCC	Loss	708450.02	555205.31	-153244.71	-21.63%
Total			4960661.91	4807787.54	-152874.37	-3.08%

OVERALL PERFORMANCE SUMMARY

Amount Invested	Sale Proceeds	Profit/(Loss)	%Return
4960661.91	4807787.54	-152874.37	-3.08%



* We have considered the market value for open stocks as on the previous day prior to the report for open stocks.

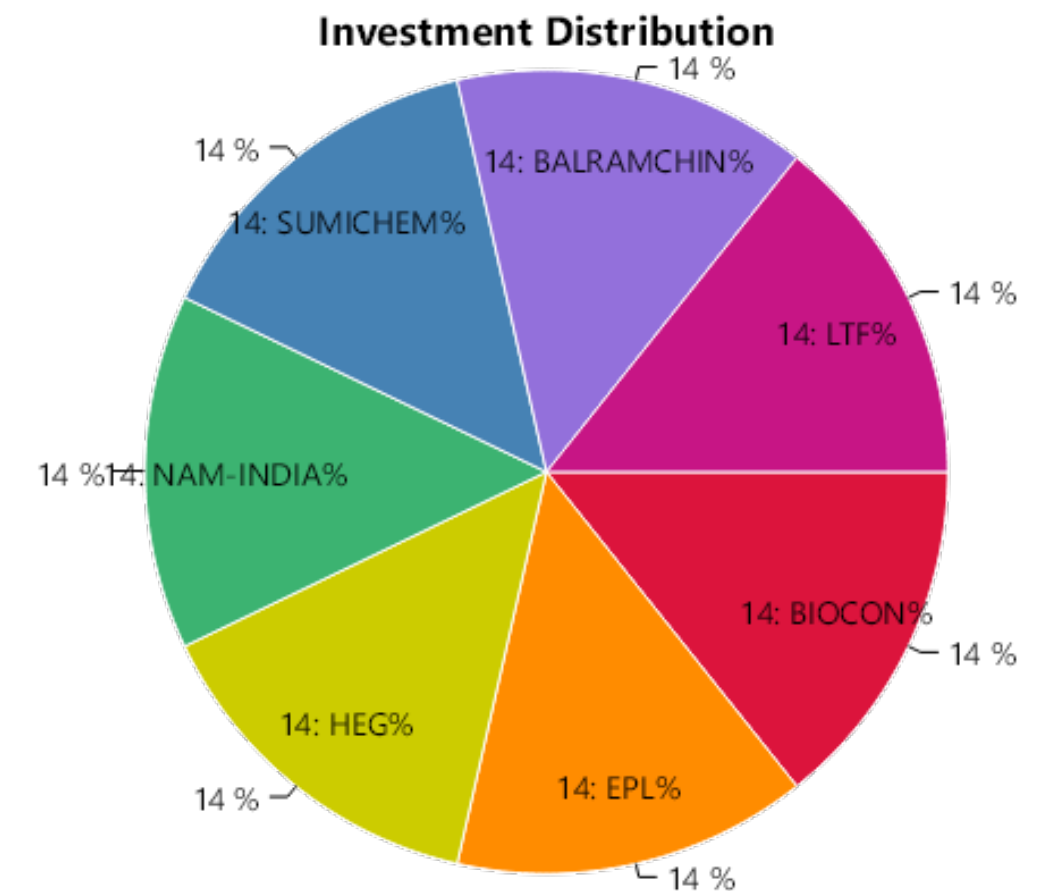
** Includes unrealized gains for open stocks, if any.

STOCK WISE PERFORMANCE SUMMARY

Sr No.	Stock Name	Status	Amount Invested*	Sale Proceeds*	Profit/(Loss)**	%Return
1	BIOCON	Profit	955472.32	995601.60	40129.28	4.20%
2	EPL	Profit	934662.86	995850.67	61187.81	6.55%
3	HEG	Profit	949149.79	1003985.21	54835.42	5.78%
4	NAM-INDIA	Profit	960451.43	1001547.29	41095.86	4.28%
5	SUMICHEM	Profit	963182.52	1000628.09	37445.57	3.89%
6	BALRAMCHIN	Loss	962610.48	755665.21	-206945.27	-21.50%
7	LTF	Loss	940878.03	759386.24	-181491.79	-19.29%
Total			6666407.43	6512664.31	-153743.12	-2.31%

OVERALL PERFORMANCE SUMMARY

Amount Invested	Sale Proceeds	Profit/(Loss)	%Return
6666407.43	6512664.31	-153743.12	-2.31%



* We have considered the market value for open stocks as on the previous day prior to the report for open stocks.

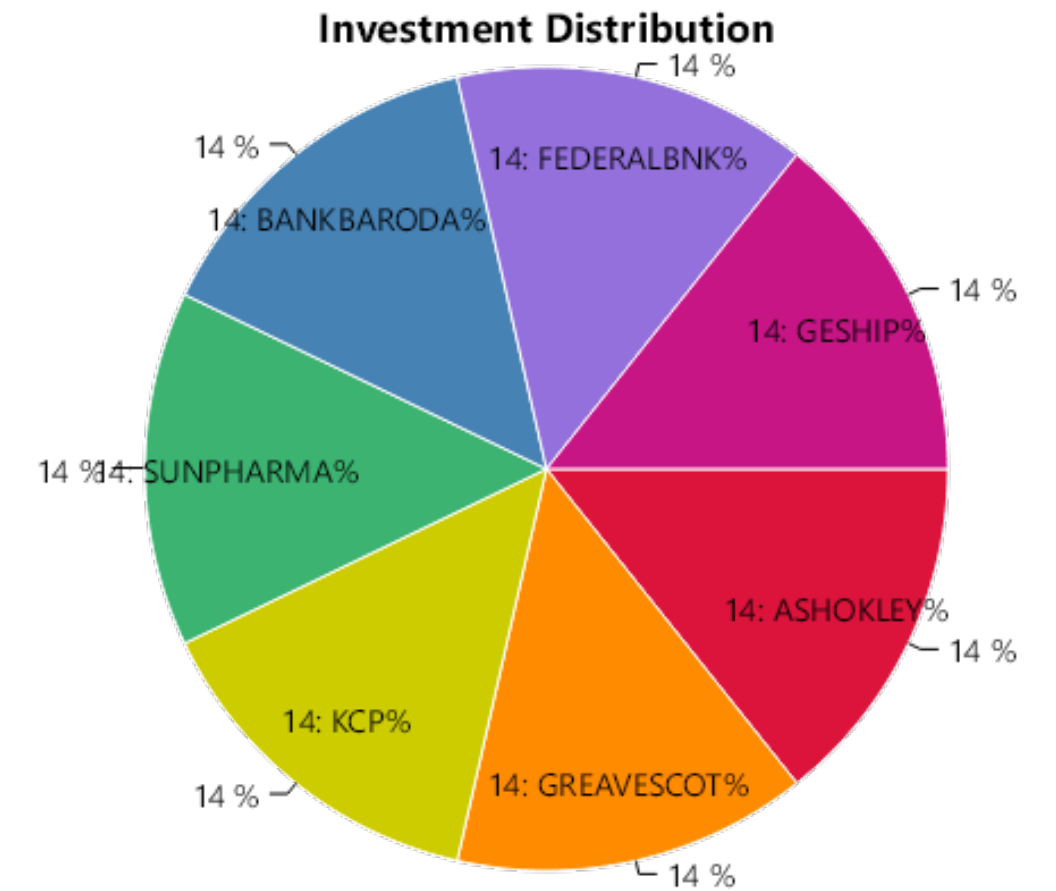
** Includes unrealized gains for open stocks, if any.

STOCK WISE PERFORMANCE SUMMARY

Sr No.	Stock Name	Status	Amount Invested*	Sale Proceeds*	Profit/(Loss)**	%Return
1	ASHOKLEY	Profit	1329641.80	1390341.50	60699.70	4.57%
2	GREAVESCOT	Profit	1317895.42	1385681.54	67786.12	5.14%
3	KCP	Profit	1317938.15	1395163.34	77225.19	5.86%
4	SUNPHARMA	Profit	1316313.47	1331595.01	15281.54	1.16%
5	BANKBARODA	Loss	1317665.07	1058998.71	-258666.36	-19.63%
6	FEDERALBNK	Loss	1317721.44	1250386.75	-67334.69	-5.11%
7	GESHIP	Loss	1317284.31	1046513.57	-270770.74	-20.56%
Total			9234459.66	8858680.42	-375779.24	-4.07%

OVERALL PERFORMANCE SUMMARY

Amount Invested	Sale Proceeds	Profit/(Loss)	%Return
9234459.66	8858680.42	-375779.24	-4.07%



* We have considered the market value for open stocks as on the previous day prior to the report for open stocks.

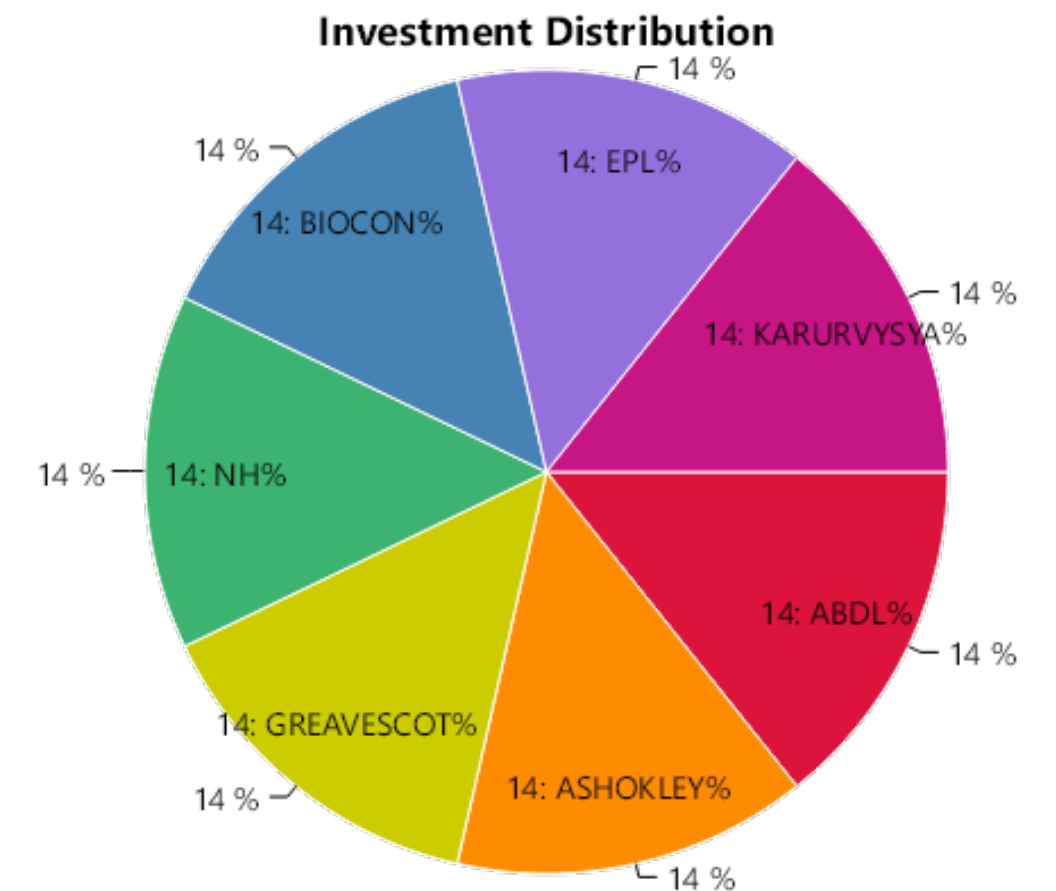
** Includes unrealized gains for open stocks, if any.

STOCK WISE PERFORMANCE SUMMARY

Sr No.	Stock Name	Status	Amount Invested*	Sale Proceeds*	Profit/(Loss)**	%Return
1	ABDL	Profit	512629.46	540443.89	27814.43	5.43%
2	ASHOKLEY	Profit	509742.81	512266.86	2524.05	0.50%
3	GREAVESCOT	Profit	513615.70	633741.89	120126.19	23.39%
4	NH	Profit	511742.20	539695.00	27952.80	5.46%
5	BIOCON	Open	511305.40	541850.10	30544.70	5.97%
6	EPL	Loss	512798.55	403939.39	-108859.16	-21.23%
7	KARURVYSYA	Loss	512828.61	404033.49	-108795.12	-21.21%
Total			3584662.73	3575970.62	-8692.11	-0.24%

OVERALL PERFORMANCE SUMMARY

Amount Invested	Sale Proceeds	Profit/(Loss)	%Return
3584662.73	3575970.62	-8692.11	-0.24%



* We have considered the market value for open stocks as on the previous day prior to the report for open stocks.

** Includes unrealized gains for open stocks, if any.

Contact Details

 LKP Securities Ltd, SPIP Division

 91 22 66351336 / 91 22 66351337  spip@lkpsec.com

 Registered Office: 203, Embassy Centre, Nariman Point, Mumbai - 400021.

 Registered Office: 2nd Floor, Gala Impecca, Andheri Kurla Road, Near Hotel Courtyard Marriott, Chakala, Andheri (East), Mumbai-400059.

Compliance & Grievance Officer

 Mr. Ritesh Tiwari

 022-6635 1234

 ho_compliance@lkpsec.com

Disclaimer & Disclosure : LKP Securities Ltd. (CIN-U67120MH1994PLC080039, www.Lkpsec.com) and its affiliates are a full- fledged, brokerage and financing group. LKP Securities Ltd is a SEBI registered Research Analyst with registration number INH000001758. LKP is a corporate trading member of Bombay Stock Exchange Limited (BSE), National Stock Exchange of India Limited (NSE) and Metropolitan Stock Exchange of India Limited (MSEI). LKP along with its subsidiaries offers the most comprehensive avenues for investments and is engaged in the businesses including stock broking (Institutional and retail), merchant banking, commodity broking, depository participant rendered in connection with distribution of primary market issues and financial products like mutual funds etc.

LKP offers research services to clients. The analyst for this report certifies that all of the views expressed in this report accurately reflect his or her personal views about the subject company or companies and its or their securities, and no part of his or her compensation was, is or will be, directly or indirectly related to specific recommendations or views expressed in this report.

Further, the information in the document has been printed on the basis of publicly available information; internal data and other sources believed to be true and are for general guidance only but which may have not been verified independently. While every effort is made to ensure the accuracy and completeness of information contained, the company takes no responsibility and assumes no liability for any error/ omission or accuracy of the information. Recipients of this material should rely on their own judgments and conclusions from relevant sources before making any investment. The investments discussed or recommended in this report may not be suitable for all investors. Opinion expressed is the current opinion as of the date appearing on the material only. Value of the investments referred to in this material are subject to volatility. Past performance is not a guide for future performance. Investment in securities market are subject to market risks. Read all the related documents carefully before investing. Registration granted by SEBI and certification from NISM in no way guarantee performance of the intermediary or provide any assurance of returns to investors. These securities quoted are for illustration only and are not recommendatory.

Mr. S. Ranganathan (Advisor) - SEBI Registration No-INH2200252399,
Mr. Kunal Bothra (Research Analyst) - SEBI Registered No. INH000005263



THANK YOU