

# SPIP Performance Report 2024-2025

Client Name : MS AANYA RAMIK SHAH

Client Code : RA000927

Date : 23/12/2025



Sr No.	Month	Amount Invested	Sale Proceeds*	Profit/(Loss)**	%Return
1	Apr-2024	170870.66	179470.73	8600.07	5.03%
2	May-2024	537054.95	554049.87	16994.92	3.16%
3	Jun-2024	485541.59	484380.97	-1160.62	-0.24%
4	Jul-2024	459010.19	454182.92	-4827.27	-1.05%
5	Aug-2024	328406.05	306429.77	-21976.28	-6.69%
6	Sep-2024	241836.47	234788.56	-7047.91	-2.91%
7	Dec-2024	231345.87	214067.37	-17278.50	-7.47%

\* We have considered the market value for open stocks as on the previous day prior to the report for open stocks.

\*\* Includes unrealized gains for open stocks, if any.

## STOCK WISE PERFORMANCE SUMMARY

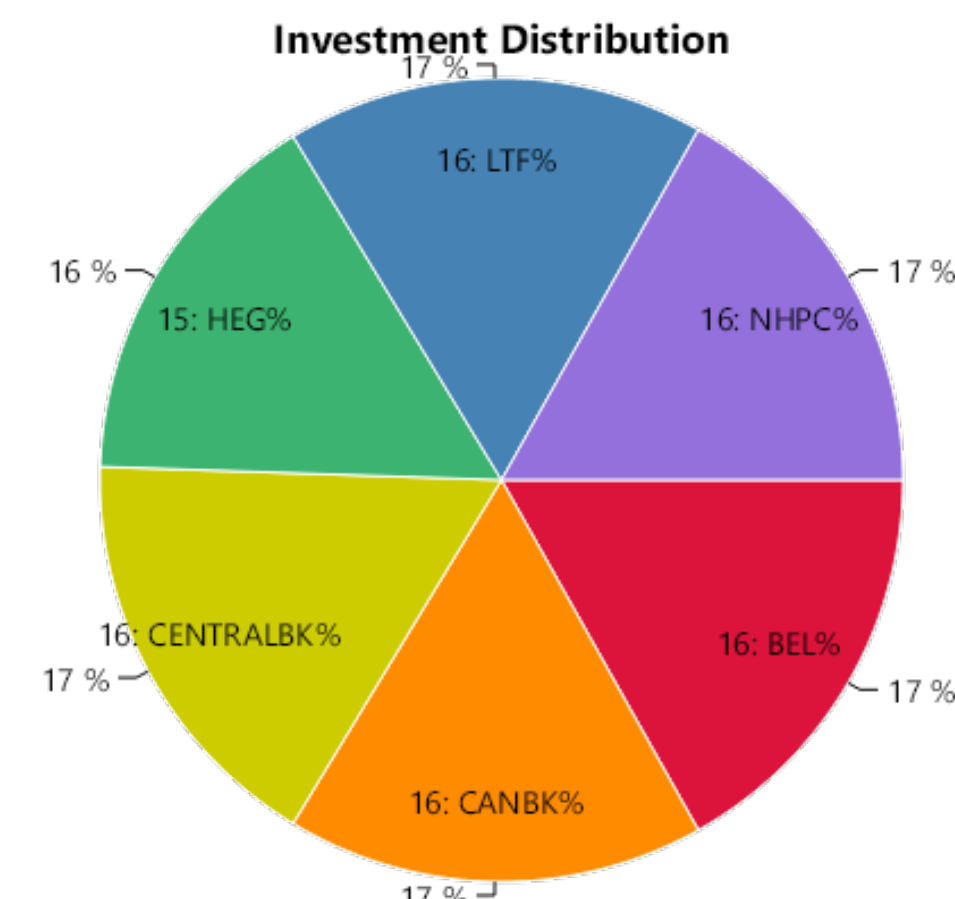
Sr No.	Stock Name	Status	Amount Invested*	Sale Proceeds*	Profit/(Loss)**	%Return
1	BEL	Profit	28998.08	30122.15	1124.07	3.88%
2	CANBK	Profit	28499.77	30127.12	1627.35	5.71%
3	CENTRALBK	Profit	28776.44	30202.95	1426.51	4.96%
4	HEG	Profit	26845.48	28528.29	1682.81	6.27%
5	LTF	Profit	28834.35	30306.20	1471.85	5.10%
6	NHPC	Profit	28916.54	30184.02	1267.48	4.38%
7	ORIENTHOT	Out of range	0.00	0.00	0.00	0%
<b>Total</b>			<b>170870.66</b>	<b>179470.73</b>	<b>8600.07</b>	<b>5.03%</b>

## OVERALL PERFORMANCE SUMMARY

Amount Invested	Sale Proceeds	Profit/(Loss)	%Return
170870.66	179470.73	8600.07	5.03%

\* We have considered the market value for open stocks as on the previous day prior to the report for open stocks.

\*\* Includes unrealized gains for open stocks, if any.

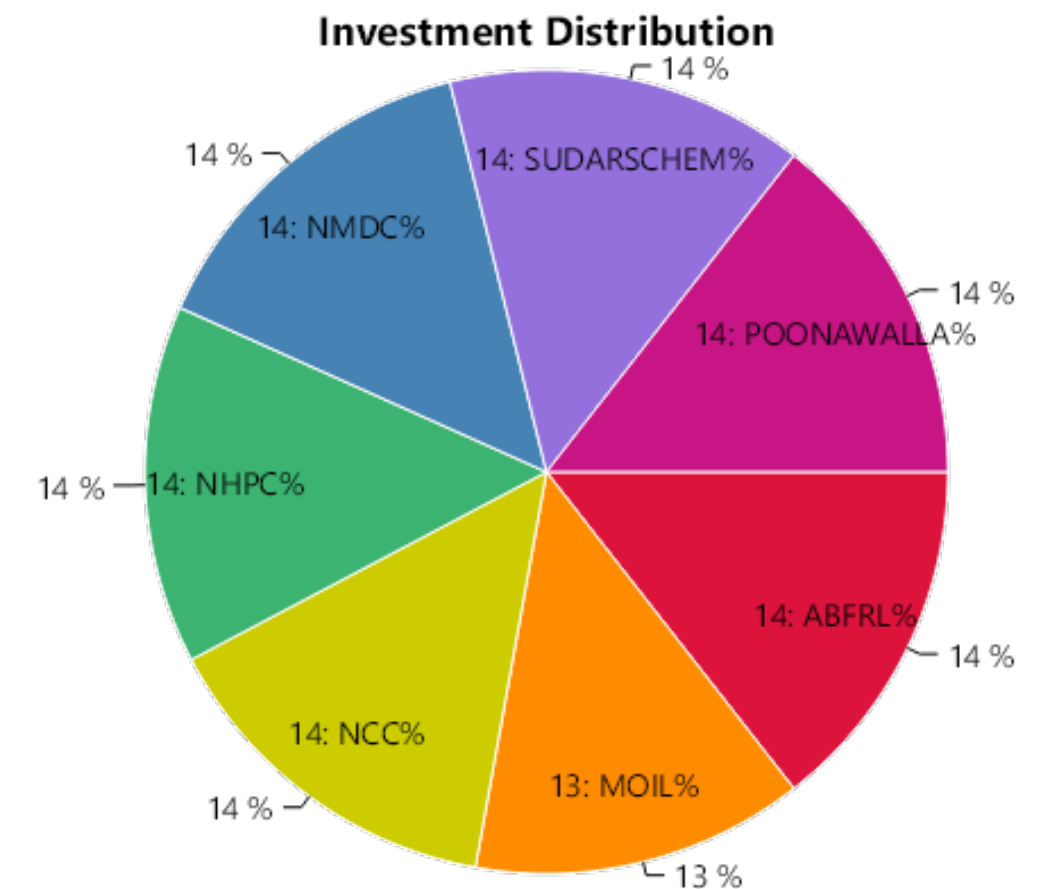


## STOCK WISE PERFORMANCE SUMMARY

Sr No.	Stock Name	Status	Amount Invested*	Sale Proceeds*	Profit/(Loss)**	%Return
1	ABFRL	Profit	76486.39	80811.30	4324.91	5.65%
2	MOIL	Profit	72917.22	80547.80	7630.58	10.46%
3	NCC	Profit	77470.94	81299.39	3828.45	4.94%
4	NHPC	Profit	78358.78	81098.67	2739.89	3.50%
5	NMDC	Profit	77262.27	80947.82	3685.55	4.77%
6	SUDARSCHEM	Profit	77843.04	88099.34	10256.30	13.18%
7	POONAWALLA	Loss	76716.31	61245.55	-15470.76	-20.17%
<b>Total</b>			<b>537054.95</b>	<b>554049.87</b>	<b>16994.92</b>	<b>3.16%</b>

## OVERALL PERFORMANCE SUMMARY

Amount Invested	Sale Proceeds	Profit/(Loss)	%Return
537054.95	554049.87	16994.92	3.16%



\* We have considered the market value for open stocks as on the previous day prior to the report for open stocks.

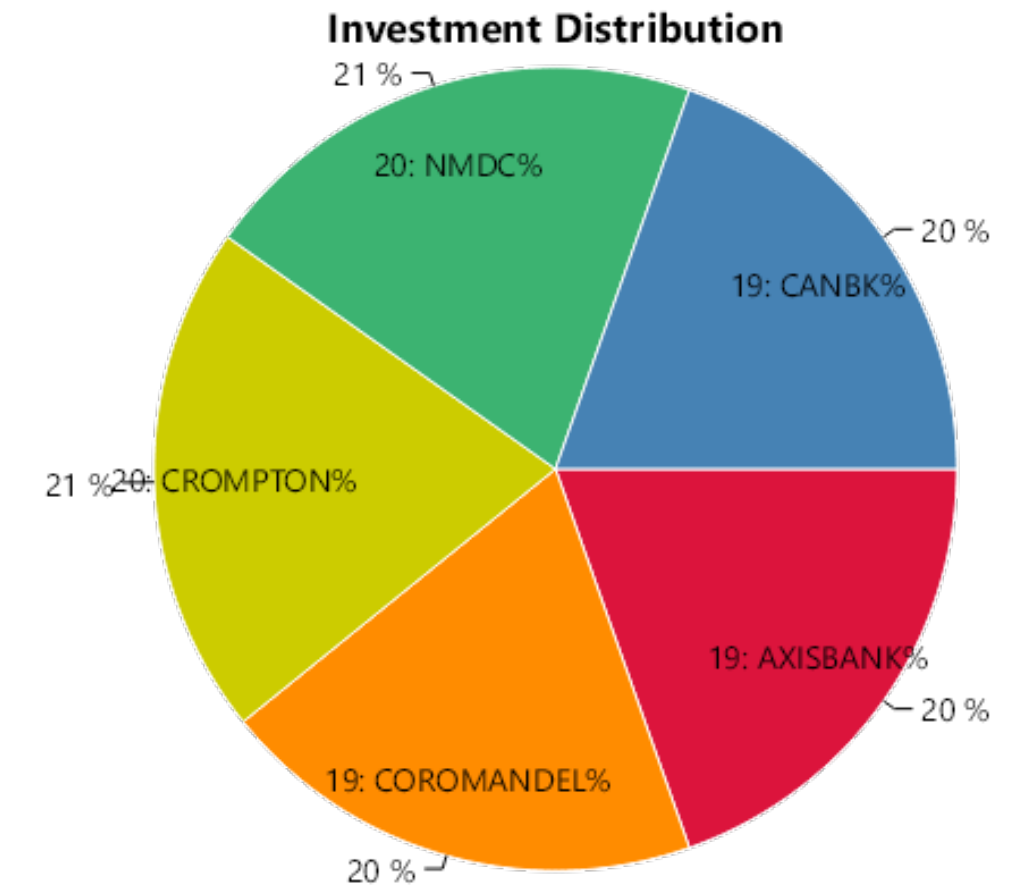
\*\* Includes unrealized gains for open stocks, if any.

## STOCK WISE PERFORMANCE SUMMARY

Sr No.	Stock Name	Status	Amount Invested*	Sale Proceeds*	Profit/(Loss)**	%Return
1	AXISBANK	Profit	96396.54	101742.95	5346.41	5.55%
2	COROMANDEL	Profit	96830.88	101566.37	4735.49	4.89%
3	CROMPTON	Profit	97152.77	102259.12	5106.35	5.26%
4	NMDC	Profit	98204.23	102371.04	4166.81	4.24%
5	CMSINFO	Out of range	0.00	0.00	0.00	0%
6	CANBK	Loss	96957.17	76441.49	-20515.68	-21.16%
<b>Total</b>			<b>485541.59</b>	<b>484380.97</b>	<b>-1160.62</b>	<b>-0.24%</b>

## OVERALL PERFORMANCE SUMMARY

Amount Invested	Sale Proceeds	Profit/(Loss)	%Return
485541.59	484380.97	-1160.62	-0.24%



\* We have considered the market value for open stocks as on the previous day prior to the report for open stocks.

\*\* Includes unrealized gains for open stocks, if any.

## STOCK WISE PERFORMANCE SUMMARY

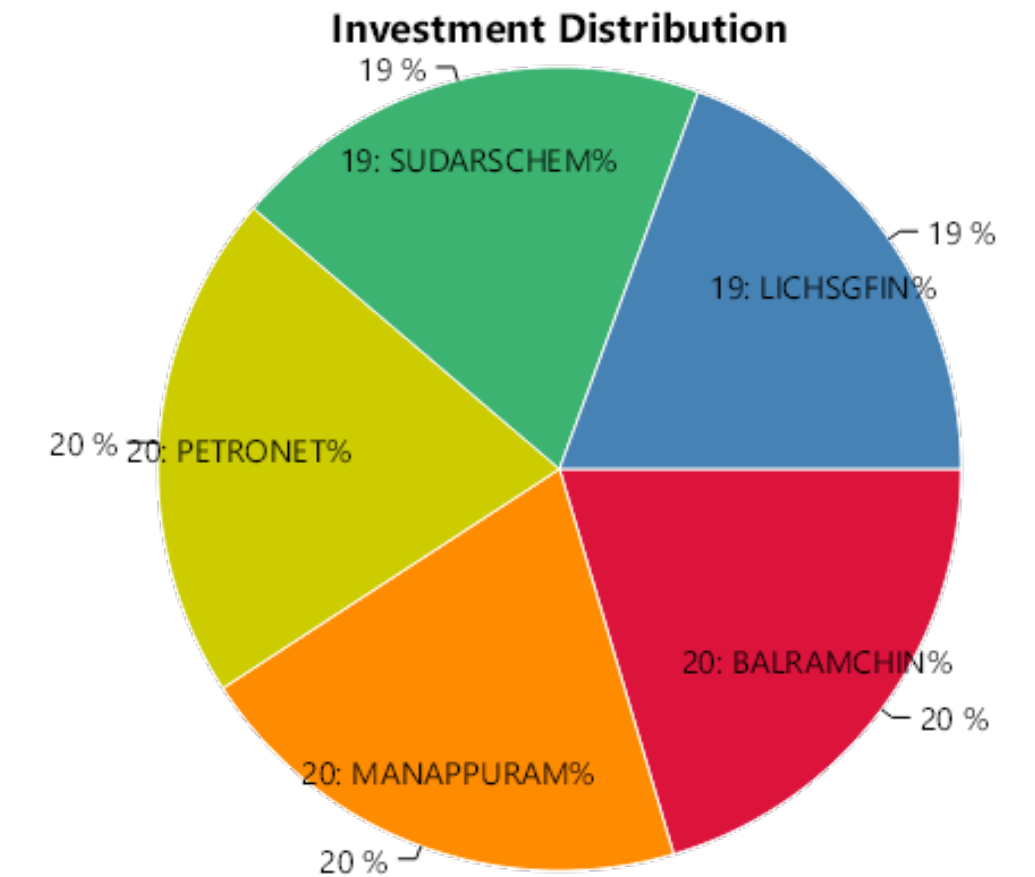
Sr No.	Stock Name	Status	Amount Invested*	Sale Proceeds*	Profit/(Loss)**	%Return
1	BALRAMCHIN	Profit	92110.88	95467.56	3356.68	3.64%
2	MANAPPURAM	Profit	92096.07	95725.83	3629.76	3.94%
3	PETRONET	Profit	91901.69	95757.97	3856.28	4.20%
4	SUDARSCHEM	Profit	91263.42	94925.76	3662.34	4.01%
5	CMSINFO	Out of range	0.00	0.00	0.00	0%
6	LICHSGFIN	Loss	91638.13	72305.80	-19332.33	-21.10%
<b>Total</b>			<b>459010.19</b>	<b>454182.92</b>	<b>-4827.27</b>	<b>-1.05%</b>

## OVERALL PERFORMANCE SUMMARY

Amount Invested	Sale Proceeds	Profit/(Loss)	%Return
459010.19	454182.92	-4827.27	-1.05%

\* We have considered the market value for open stocks as on the previous day prior to the report for open stocks.

\*\* Includes unrealized gains for open stocks, if any.

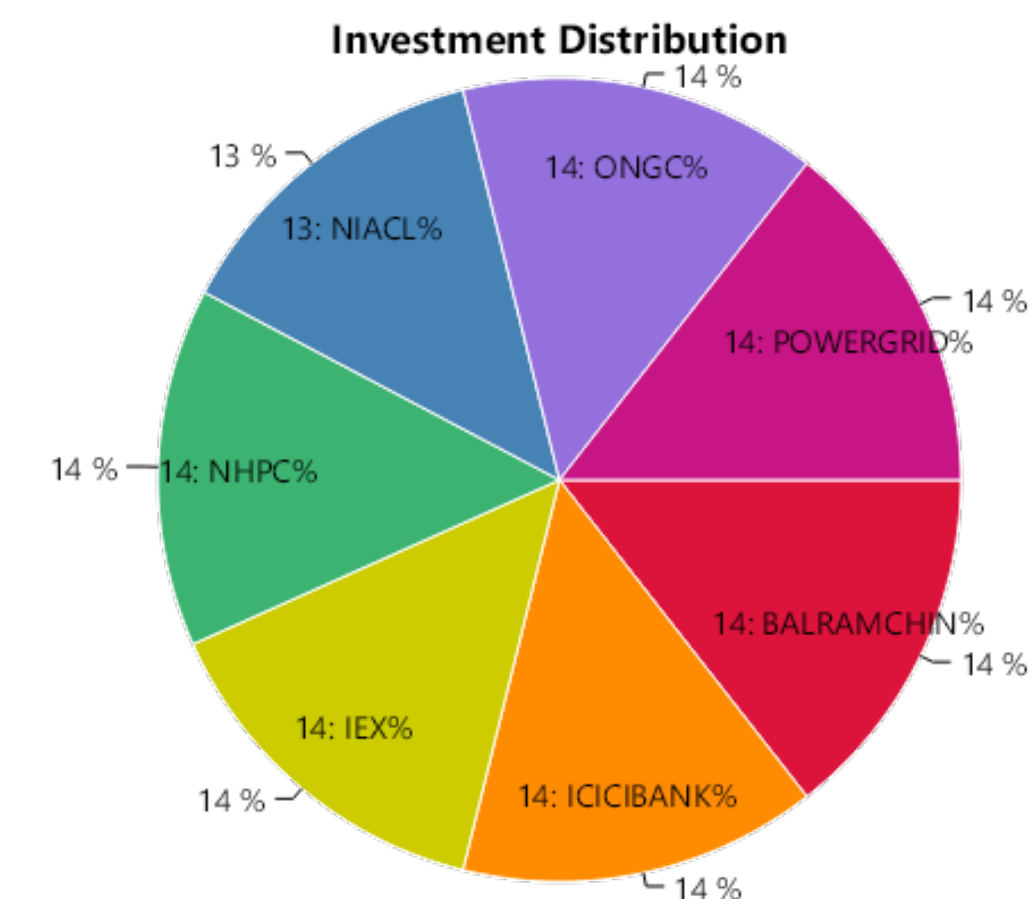


## STOCK WISE PERFORMANCE SUMMARY

Sr No.	Stock Name	Status	Amount Invested*	Sale Proceeds*	Profit/(Loss)**	%Return
1	BALRAMCHIN	Profit	47657.15	50926.57	3269.42	6.86%
2	ICICIBANK	Profit	47084.00	50618.40	3534.40	7.51%
3	IEX	Profit	47945.84	51162.95	3217.11	6.71%
4	NHPC	Loss	46378.80	38248.20	-8130.60	-17.53%
5	NIACL	Loss	44637.46	38361.20	-6276.26	-14.06%
6	ONGC	Loss	47730.90	38656.59	-9074.31	-19.01%
7	POWERGRID	Loss	46971.90	38455.86	-8516.04	-18.13%
<b>Total</b>			<b>328406.05</b>	<b>306429.77</b>	<b>-21976.28</b>	<b>-6.69%</b>

## OVERALL PERFORMANCE SUMMARY

Amount Invested	Sale Proceeds	Profit/(Loss)	%Return
328406.05	306429.77	-21976.28	-6.69%



\* We have considered the market value for open stocks as on the previous day prior to the report for open stocks.

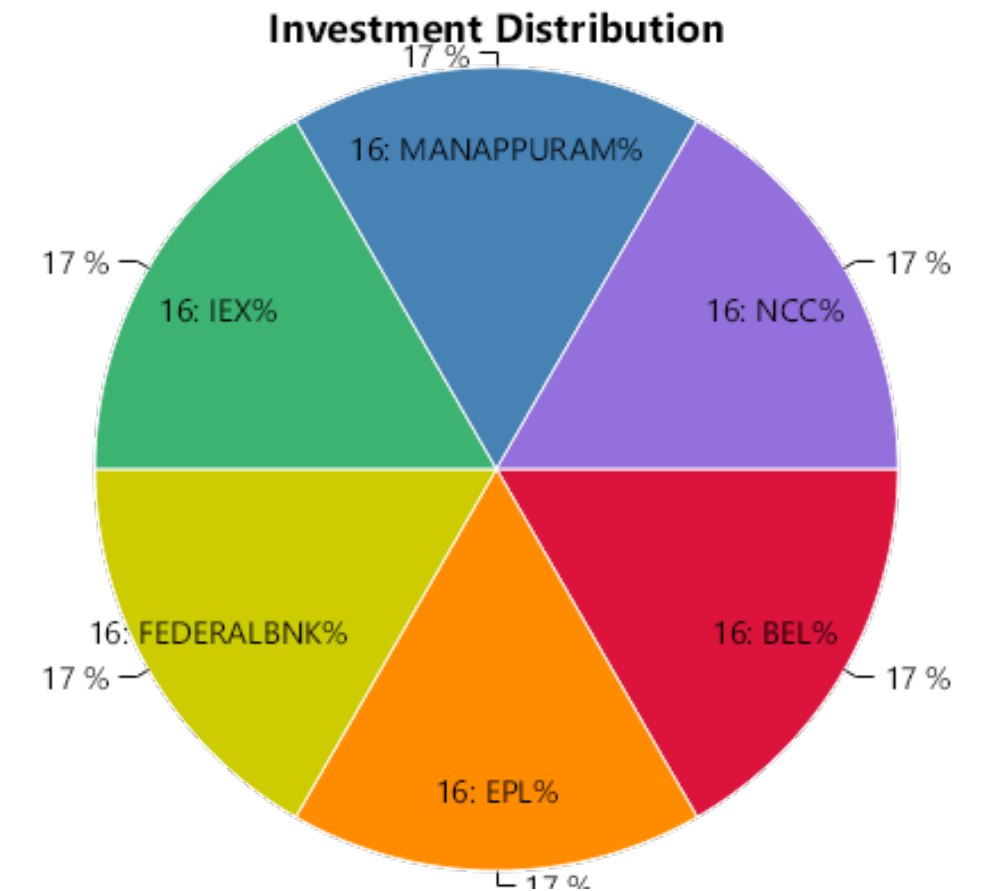
\*\* Includes unrealized gains for open stocks, if any.

## STOCK WISE PERFORMANCE SUMMARY

Sr No.	Stock Name	Status	Amount Invested*	Sale Proceeds*	Profit/(Loss)**	%Return
1	BEL	Profit	40258.75	42663.55	2404.80	5.97%
2	EPL	Profit	40397.94	42811.74	2413.80	5.98%
3	FEDERALBNK	Profit	39333.64	42497.74	3164.10	8.04%
4	IEX	Profit	40932.30	42686.17	1753.87	4.28%
5	UTIAMC	Out of range	0.00	0.00	0.00	0%
6	MANAPPURAM	Loss	40133.94	32171.38	-7962.56	-19.84%
7	NCC	Loss	40779.90	31957.98	-8821.92	-21.63%
	<b>Total</b>		<b>241836.47</b>	<b>234788.56</b>	<b>-7047.91</b>	<b>-2.91%</b>

## OVERALL PERFORMANCE SUMMARY

Amount Invested	Sale Proceeds	Profit/(Loss)	%Return
241836.47	234788.56	-7047.91	-2.91%



\* We have considered the market value for open stocks as on the previous day prior to the report for open stocks.

\*\* Includes unrealized gains for open stocks, if any.

## STOCK WISE PERFORMANCE SUMMARY

Sr No.	Stock Name	Status	Amount Invested*	Sale Proceeds*	Profit/(Loss)**	%Return
1	ASHOKLEY	Out of range	0.00	0.00	0.00	0%
2	BANKBARODA	Out of range	0.00	0.00	0.00	0%
3	FEDERALBNK	Out of range	0.00	0.00	0.00	0%
4	GESHIP	Out of range	0.00	0.00	0.00	0%
5	GREAVESCOT	Out of range	0.00	0.00	0.00	0%
6	KCP	Out of range	0.00	0.00	0.00	0%
7	SUNPHARMA	Out of range	0.00	0.00	0.00	0%
	<b>Total</b>		<b>0.00</b>	<b>0.00</b>	<b>0.00</b>	<b>0%</b>

Investment Distribution

## OVERALL PERFORMANCE SUMMARY

Amount Invested	Sale Proceeds	Profit/(Loss)	%Return
0.00	0.00	0.00	0%

\* We have considered the market value for open stocks as on the previous day prior to the report for open stocks.

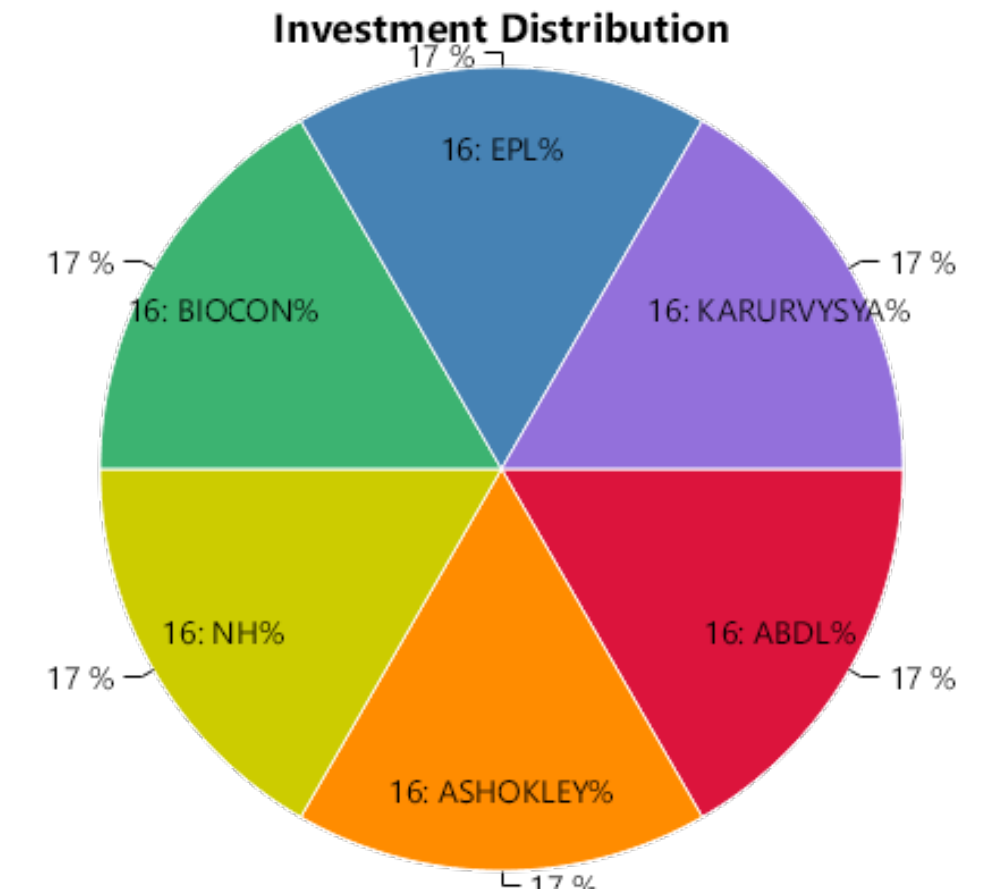
\*\* Includes unrealized gains for open stocks, if any.

## STOCK WISE PERFORMANCE SUMMARY

Sr No.	Stock Name	Status	Amount Invested*	Sale Proceeds*	Profit/(Loss)**	%Return
1	ABDL	Profit	39032.70	41150.55	2117.85	5.43%
2	ASHOKLEY	Profit	38250.86	39088.53	837.67	2.19%
3	NH	Profit	38879.17	41228.72	2349.55	6.04%
4	GREAVESCOT	Out of range	0.00	0.00	0.00	0%
5	BIOCON	Loss	37800.18	30957.00	-6843.18	-18.10%
6	EPL	Loss	38787.30	30858.58	-7928.72	-20.44%
7	KARURVYSYA	Loss	38595.66	30783.99	-7811.67	-20.24%
<b>Total</b>			<b>231345.87</b>	<b>214067.37</b>	<b>-17278.50</b>	<b>-7.47%</b>

## OVERALL PERFORMANCE SUMMARY

Amount Invested	Sale Proceeds	Profit/(Loss)	%Return
231345.87	214067.37	-17278.50	-7.47%



\* We have considered the market value for open stocks as on the previous day prior to the report for open stocks.

\*\* Includes unrealized gains for open stocks, if any.

## Contact Details

 LKP Securities Ltd, SPIP Division

 91 22 66351336 / 91 22 66351337    [spip@lkpsec.com](mailto:spip@lkpsec.com)

 Registered Office: 203, Embassy Centre, Nariman Point, Mumbai - 400021.

 Registered Office: 2nd Floor, Gala Impecca, Andheri Kurla Road, Near Hotel Courtyard Marriott, Chakala, Andheri (East), Mumbai-400059.

## Compliance & Grievance Officer

 Mr. Ritesh Tiwari

 022-6635 1234

 [ho\\_compliance@lkpsec.com](mailto:ho_compliance@lkpsec.com)

**Disclaimer & Disclosure :** LKP Securities Ltd. (CIN-U67120MH1994PLC080039, www.Lkpsec.com) and its affiliates are a full- fledged, brokerage and financing group. LKP Securities Ltd is a SEBI registered Research Analyst with registration number INH000001758. LKP is a corporate trading member of Bombay Stock Exchange Limited (BSE), National Stock Exchange of India Limited (NSE) and Metropolitan Stock Exchange of India Limited (MSEI). LKP along with its subsidiaries offers the most comprehensive avenues for investments and is engaged in the businesses including stock broking (Institutional and retail), merchant banking, commodity broking, depository participant rendered in connection with distribution of primary market issues and financial products like mutual funds etc.

LKP offers research services to clients. The analyst for this report certifies that all of the views expressed in this report accurately reflect his or her personal views about the subject company or companies and its or their securities, and no part of his or her compensation was, is or will be, directly or indirectly related to specific recommendations or views expressed in this report.

Further, the information in the document has been printed on the basis of publicly available information; internal data and other sources believed to be true and are for general guidance only but which may have not been verified independently. While every effort is made to ensure the accuracy and completeness of information contained, the company takes no responsibility and assumes no liability for any error/ omission or accuracy of the information. Recipients of this material should rely on their own judgments and conclusions from relevant sources before making any investment. The investments discussed or recommended in this report may not be suitable for all investors. Opinion expressed is the current opinion as of the date appearing on the material only. Value of the investments referred to in this material are subject to volatility. Past performance is not a guide for future performance. Investment in securities market are subject to market risks. Read all the related documents carefully before investing. Registration granted by SEBI and certification from NISM in no way guarantee performance of the intermediary or provide any assurance of returns to investors. These securities quoted are for illustration only and are not recommendatory.

Mr. S. Ranganathan (Advisor) - SEBI Registration No-INH2200252399,  
Mr. Kunal Bothra (Research Analyst) - SEBI Registered No. INH000005263



**THANK YOU**