

# SPIP Performance Report 2024-2025

Client Name : SUSHMA DATTATRAYA PADHYE

Client Code : RA000960

Date : 23/12/2025



Sr No.	Month	Amount Invested	Sale Proceeds*	Profit/(Loss)**	%Return
1	Jun-2024	539834.57	531750.91	-8083.66	-1.50%
2	Jul-2024	477541.80	470421.63	-7120.17	-1.49%
3	Aug-2024	284132.04	249848.84	-34283.20	-12.07%
4	Sep-2024	270278.65	260062.32	-10216.33	-3.78%
5	Oct-2024	159921.53	153810.84	-6110.69	-3.82%
6	Nov-2024	299393.31	315060.39	15667.08	5.23%
7	Dec-2024	218486.43	227749.30	9262.87	4.24%
8	Jan-2025	27115.21	33234.88	6119.67	22.57%

\* We have considered the market value for open stocks as on the previous day prior to the report for open stocks.

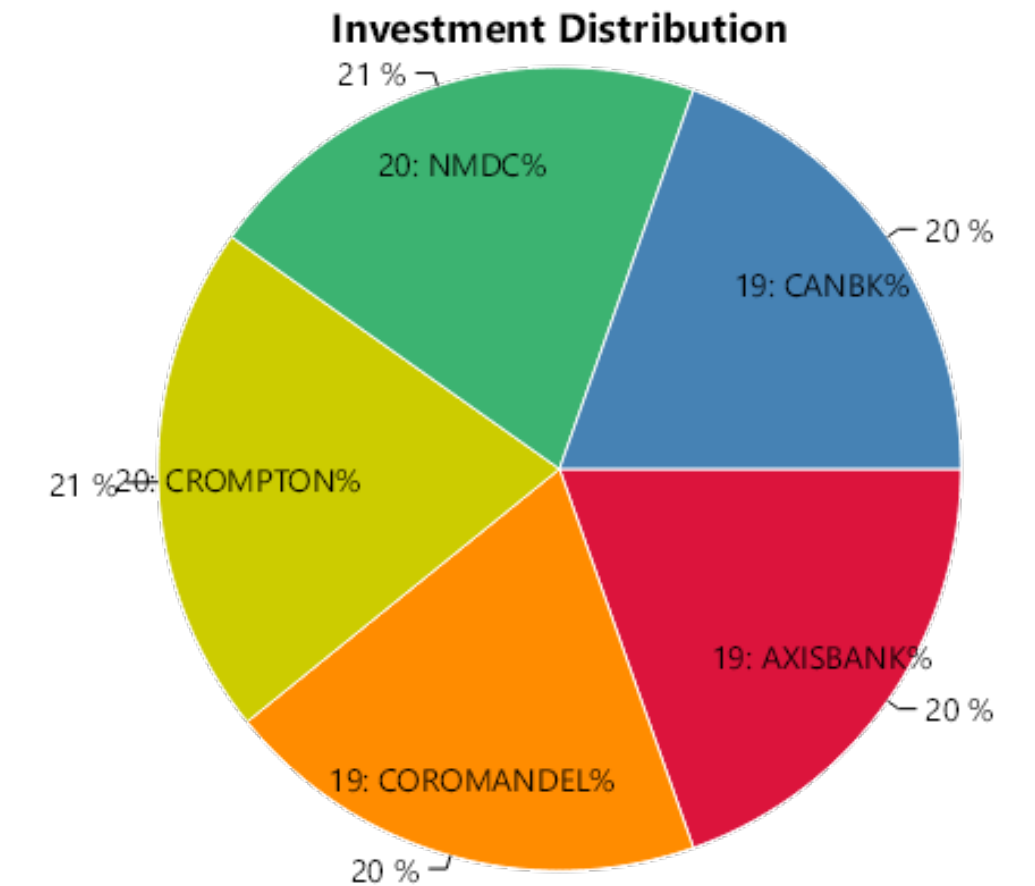
\*\* Includes unrealized gains for open stocks, if any.

## STOCK WISE PERFORMANCE SUMMARY

Sr No.	Stock Name	Status	Amount Invested*	Sale Proceeds*	Profit/(Loss)**	%Return
1	AXISBANK	Profit	107957.97	112508.46	4550.49	4.22%
2	COROMANDEL	Profit	107536.77	111472.75	3935.98	3.66%
3	CROMPTON	Profit	108225.85	112001.03	3775.18	3.49%
4	NMDC	Profit	108328.08	112128.96	3800.88	3.51%
5	CMSINFO	Out of range	0.00	0.00	0.00	0%
6	CANBK	Loss	107785.90	83639.71	-24146.19	-22.40%
<b>Total</b>			<b>539834.57</b>	<b>531750.91</b>	<b>-8083.66</b>	<b>-1.50%</b>

## OVERALL PERFORMANCE SUMMARY

Amount Invested	Sale Proceeds	Profit/(Loss)	%Return
539834.57	531750.91	-8083.66	-1.50%



\* We have considered the market value for open stocks as on the previous day prior to the report for open stocks.

\*\* Includes unrealized gains for open stocks, if any.

## STOCK WISE PERFORMANCE SUMMARY

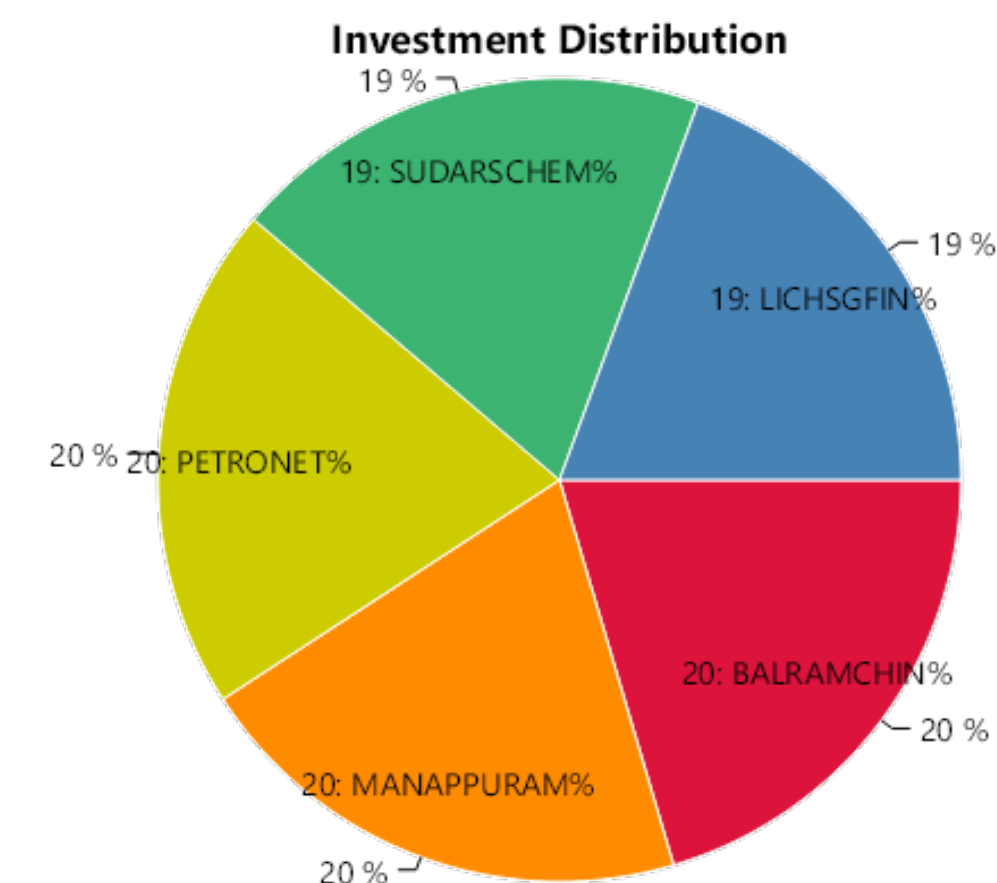
Sr No.	Stock Name	Status	Amount Invested*	Sale Proceeds*	Profit/(Loss)**	%Return
1	BALRAMCHIN	Profit	95936.99	98736.37	2799.38	2.92%
2	MANAPPURAM	Profit	95800.00	98877.38	3077.38	3.21%
3	PETRONET	Profit	95910.45	99233.77	3323.32	3.47%
4	SUDARSCHEM	Profit	94709.98	98987.94	4277.96	4.52%
5	CMSINFO	Out of range	0.00	0.00	0.00	0%
6	LICHSGFIN	Loss	95184.38	74586.17	-20598.21	-21.64%
<b>Total</b>			<b>477541.80</b>	<b>470421.63</b>	<b>-7120.17</b>	<b>-1.49%</b>

## OVERALL PERFORMANCE SUMMARY

Amount Invested	Sale Proceeds	Profit/(Loss)	%Return
477541.80	470421.63	-7120.17	-1.49%

\* We have considered the market value for open stocks as on the previous day prior to the report for open stocks.

\*\* Includes unrealized gains for open stocks, if any.

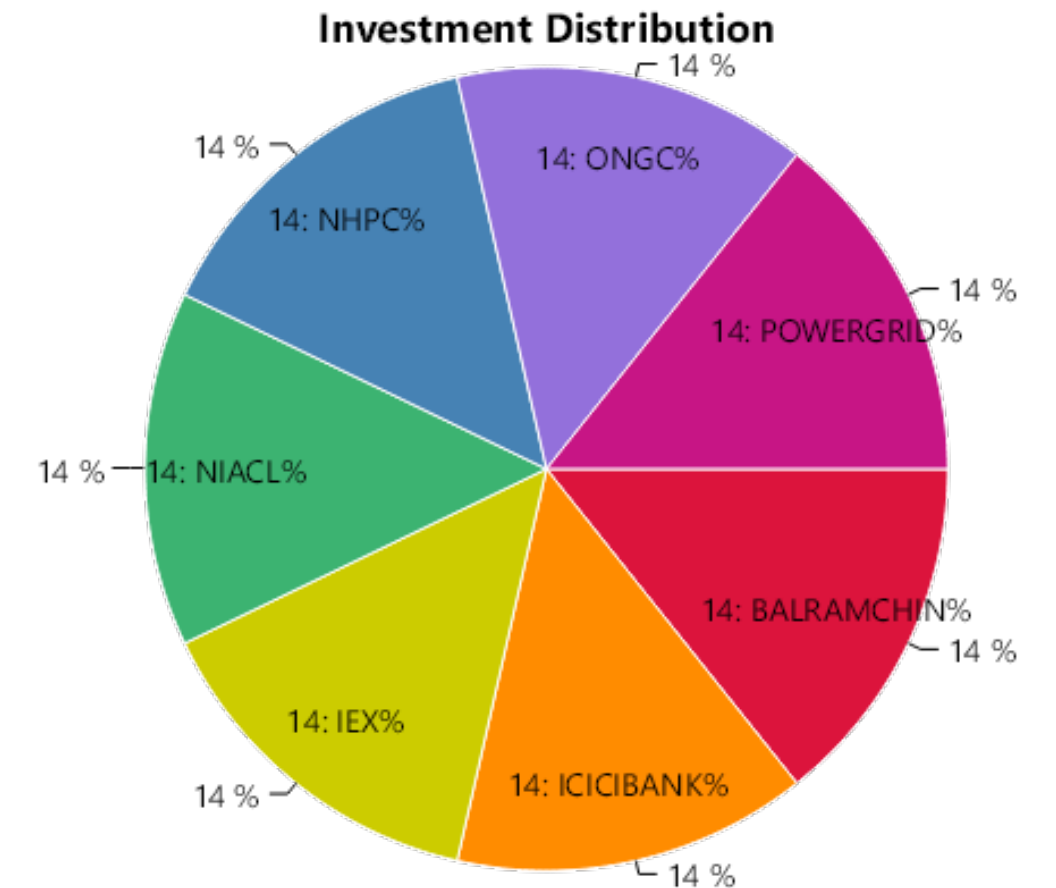


## STOCK WISE PERFORMANCE SUMMARY

Sr No.	Stock Name	Status	Amount Invested*	Sale Proceeds*	Profit/(Loss)**	%Return
1	BALRAMCHIN	Profit	40926.46	43133.49	2207.03	5.39%
2	ICICIBANK	Profit	40346.14	42896.44	2550.30	6.32%
3	IEX	Profit	41437.92	43372.30	1934.38	4.67%
4	NIACL	Open	40120.27	22560.09	-17560.18	-43.77%
5	NHPC	Loss	40587.03	32490.75	-8096.28	-19.95%
6	ONGC	Loss	40252.27	32791.55	-7460.72	-18.53%
7	POWERGRID	Loss	40461.95	32604.22	-7857.73	-19.42%
<b>Total</b>			<b>284132.04</b>	<b>249848.84</b>	<b>-34283.20</b>	<b>-12.07%</b>

## OVERALL PERFORMANCE SUMMARY

Amount Invested	Sale Proceeds	Profit/(Loss)	%Return
284132.04	249848.84	-34283.20	-12.07%



\* We have considered the market value for open stocks as on the previous day prior to the report for open stocks.

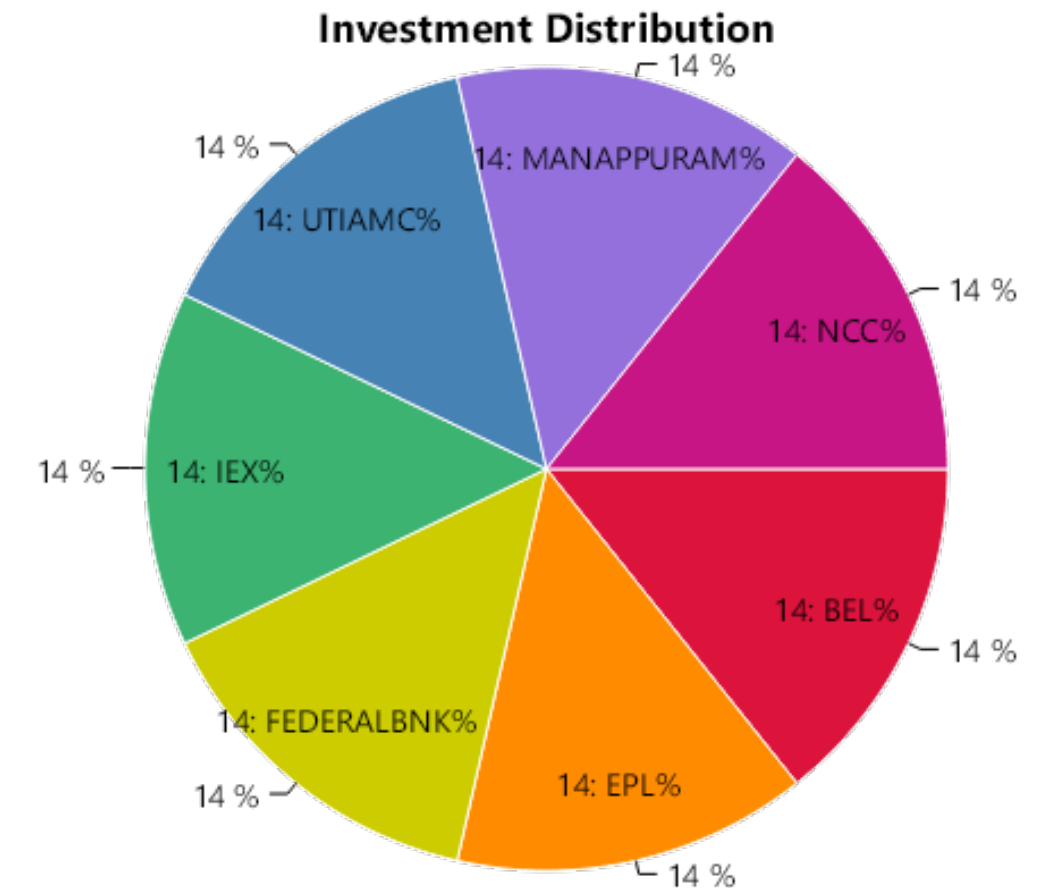
\*\* Includes unrealized gains for open stocks, if any.

## STOCK WISE PERFORMANCE SUMMARY

Sr No.	Stock Name	Status	Amount Invested*	Sale Proceeds*	Profit/(Loss)**	%Return
1	BEL	Profit	38619.50	39985.61	1366.11	3.54%
2	EPL	Profit	38575.83	40048.96	1473.13	3.82%
3	FEDERALBNK	Profit	38587.48	39878.42	1290.94	3.35%
4	IEX	Profit	38587.92	39897.34	1309.42	3.39%
5	UTIAMC	Profit	38618.13	40025.70	1407.57	3.64%
6	MANAPPURAM	Loss	38640.29	30150.26	-8490.03	-21.97%
7	NCC	Loss	38649.50	30076.03	-8573.47	-22.18%
<b>Total</b>			<b>270278.65</b>	<b>260062.32</b>	<b>-10216.33</b>	<b>-3.78%</b>

## OVERALL PERFORMANCE SUMMARY

Amount Invested	Sale Proceeds	Profit/(Loss)	%Return
270278.65	260062.32	-10216.33	-3.78%



\* We have considered the market value for open stocks as on the previous day prior to the report for open stocks.

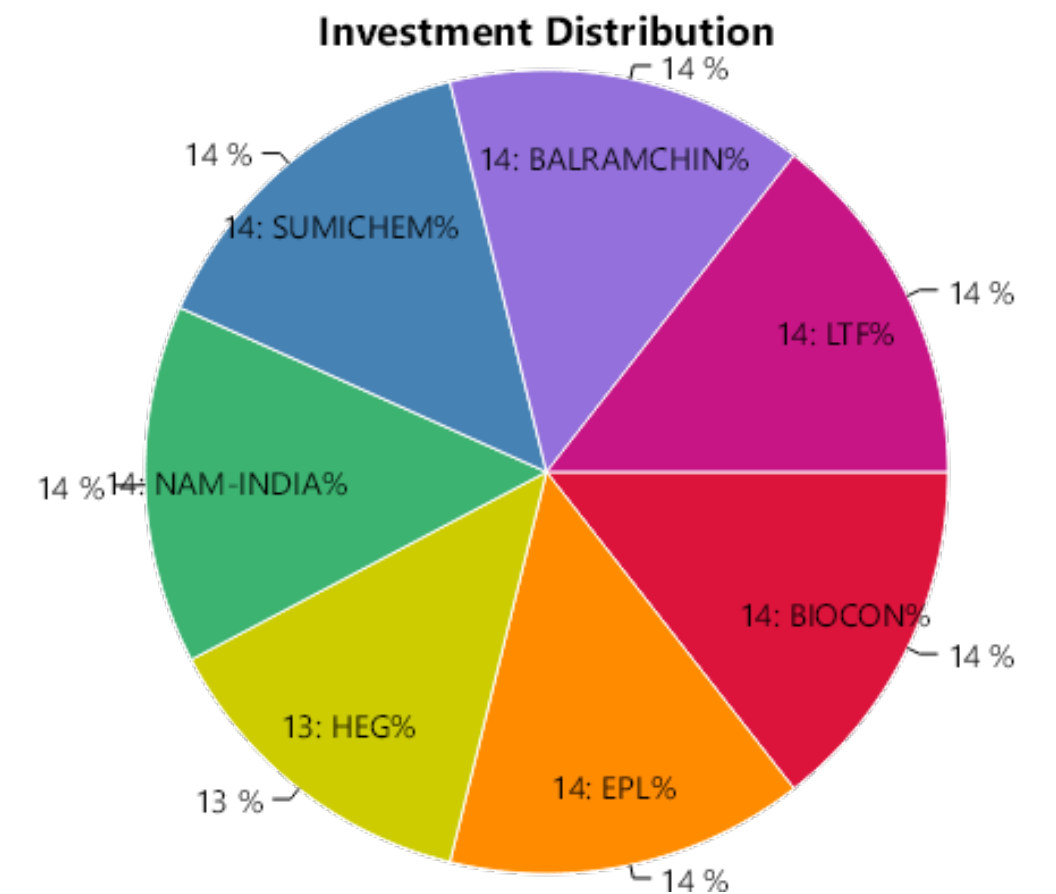
\*\* Includes unrealized gains for open stocks, if any.

## STOCK WISE PERFORMANCE SUMMARY

Sr No.	Stock Name	Status	Amount Invested*	Sale Proceeds*	Profit/(Loss)**	%Return
1	BIOCON	Profit	23120.00	23918.08	798.08	3.45%
2	EPL	Profit	23163.24	23785.06	621.82	2.68%
3	HEG	Profit	21888.90	22691.97	803.07	3.67%
4	NAM-INDIA	Profit	22791.56	23546.71	755.15	3.31%
5	SUMICHEM	Profit	22868.98	23602.51	733.53	3.21%
6	BALRAMCHIN	Loss	22939.29	17979.60	-4959.69	-21.62%
7	LTF	Loss	23149.56	18286.91	-4862.65	-21.01%
<b>Total</b>			<b>159921.53</b>	<b>153810.84</b>	<b>-6110.69</b>	<b>-3.82%</b>

## OVERALL PERFORMANCE SUMMARY

Amount Invested	Sale Proceeds	Profit/(Loss)	%Return
159921.53	153810.84	-6110.69	-3.82%



\* We have considered the market value for open stocks as on the previous day prior to the report for open stocks.

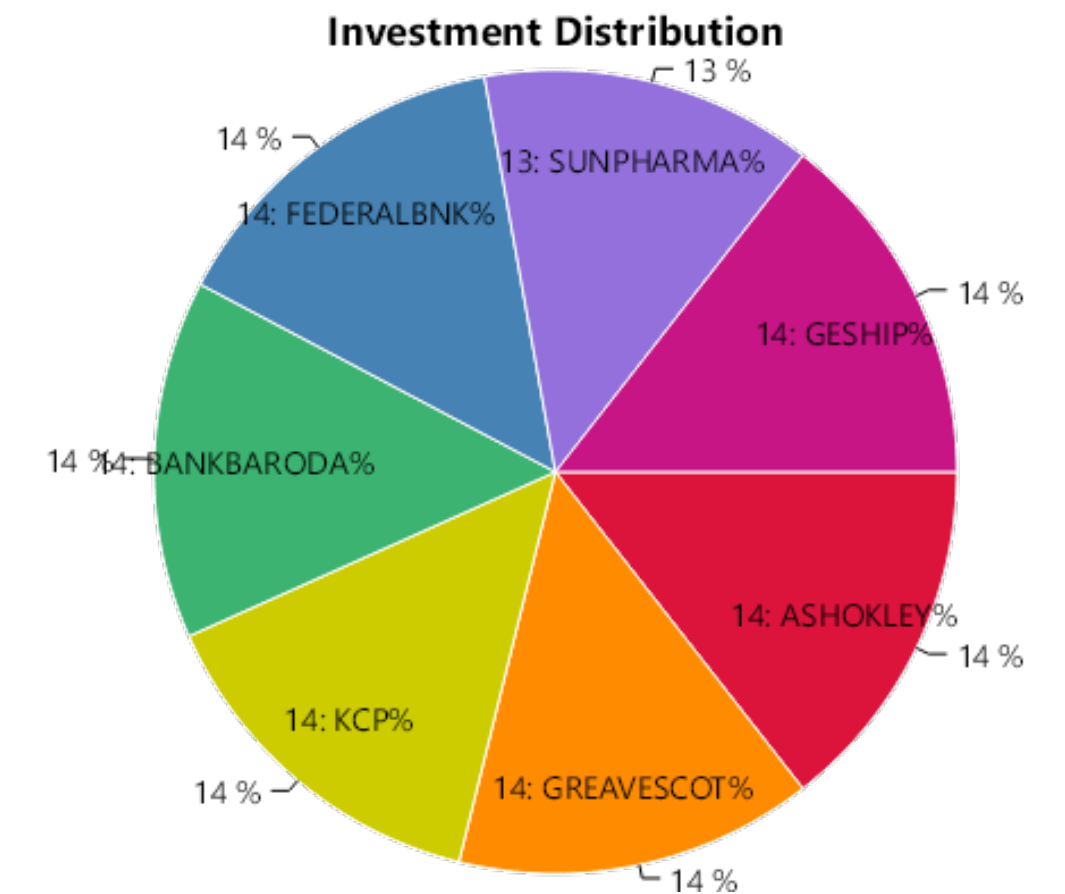
\*\* Includes unrealized gains for open stocks, if any.

## STOCK WISE PERFORMANCE SUMMARY

Sr No.	Stock Name	Status	Amount Invested*	Sale Proceeds*	Profit/(Loss)**	%Return
1	ASHOKLEY	Profit	43223.04	44901.96	1678.92	3.88%
2	GREAVESCOT	Profit	43118.65	45040.03	1921.38	4.46%
3	KCP	Profit	42901.44	45315.05	2413.61	5.63%
4	BANKBARODA	Open	42960.96	49392.00	6431.04	14.97%
5	FEDERALBNK	Open	43127.15	56252.35	13125.20	30.43%
6	SUNPHARMA	Open	41768.92	40705.40	-1063.52	-2.55%
7	GESHIP	Loss	42293.15	33453.60	-8839.55	-20.90%
<b>Total</b>			<b>299393.31</b>	<b>315060.39</b>	<b>15667.08</b>	<b>5.23%</b>

## OVERALL PERFORMANCE SUMMARY

Amount Invested	Sale Proceeds	Profit/(Loss)	%Return
299393.31	315060.39	15667.08	5.23%



\* We have considered the market value for open stocks as on the previous day prior to the report for open stocks.

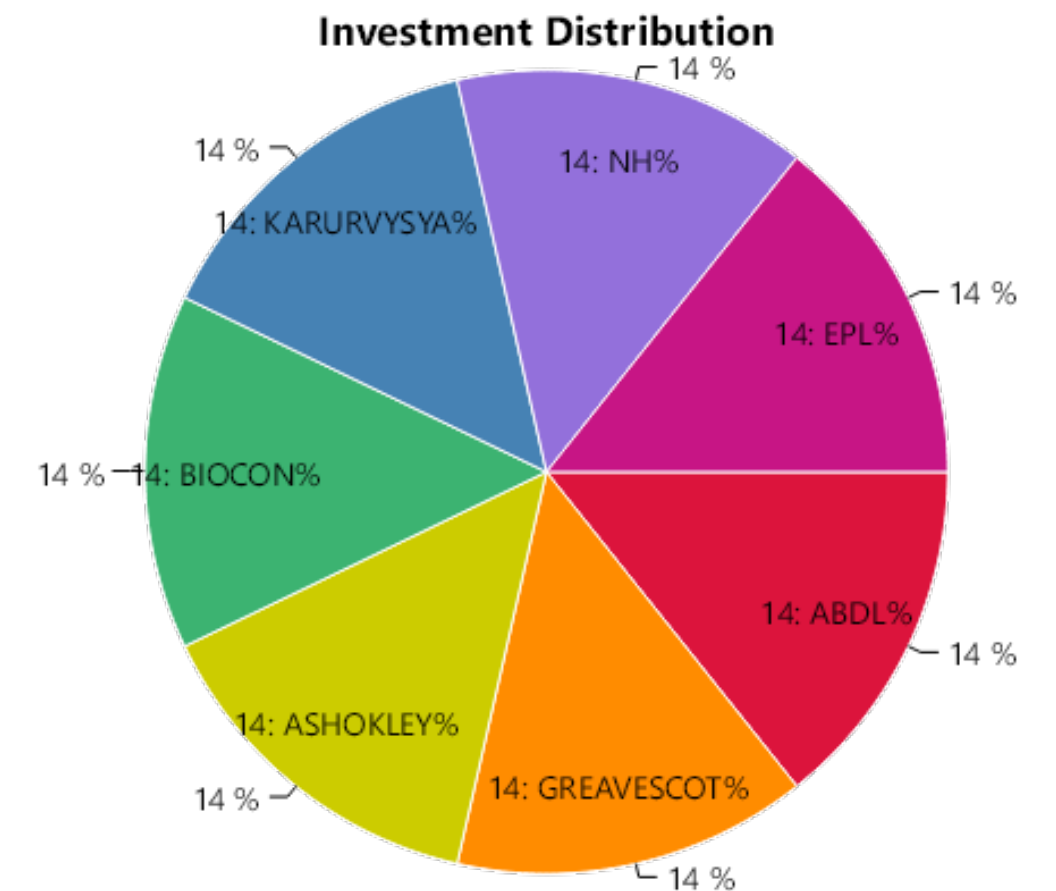
\*\* Includes unrealized gains for open stocks, if any.

## STOCK WISE PERFORMANCE SUMMARY

Sr No.	Stock Name	Status	Amount Invested*	Sale Proceeds*	Profit/(Loss)**	%Return
1	ABDL	Profit	31320.24	32822.16	1501.92	4.80%
2	GREAVESCOT	Profit	31421.47	38497.28	7075.81	22.52%
3	ASHOKLEY	Open	31239.05	23547.65	-7691.40	-24.62%
4	BIOCON	Open	30936.96	32742.60	1805.64	5.84%
5	KARURVYSYA	Open	31271.21	32077.66	806.45	2.58%
6	NH	Open	31066.56	43621.80	12555.24	40.41%
7	EPL	Loss	31230.94	24440.15	-6790.79	-21.74%
<b>Total</b>			<b>218486.43</b>	<b>227749.30</b>	<b>9262.87</b>	<b>4.24%</b>

## OVERALL PERFORMANCE SUMMARY

Amount Invested	Sale Proceeds	Profit/(Loss)	%Return
218486.43	227749.30	9262.87	4.24%



\* We have considered the market value for open stocks as on the previous day prior to the report for open stocks.

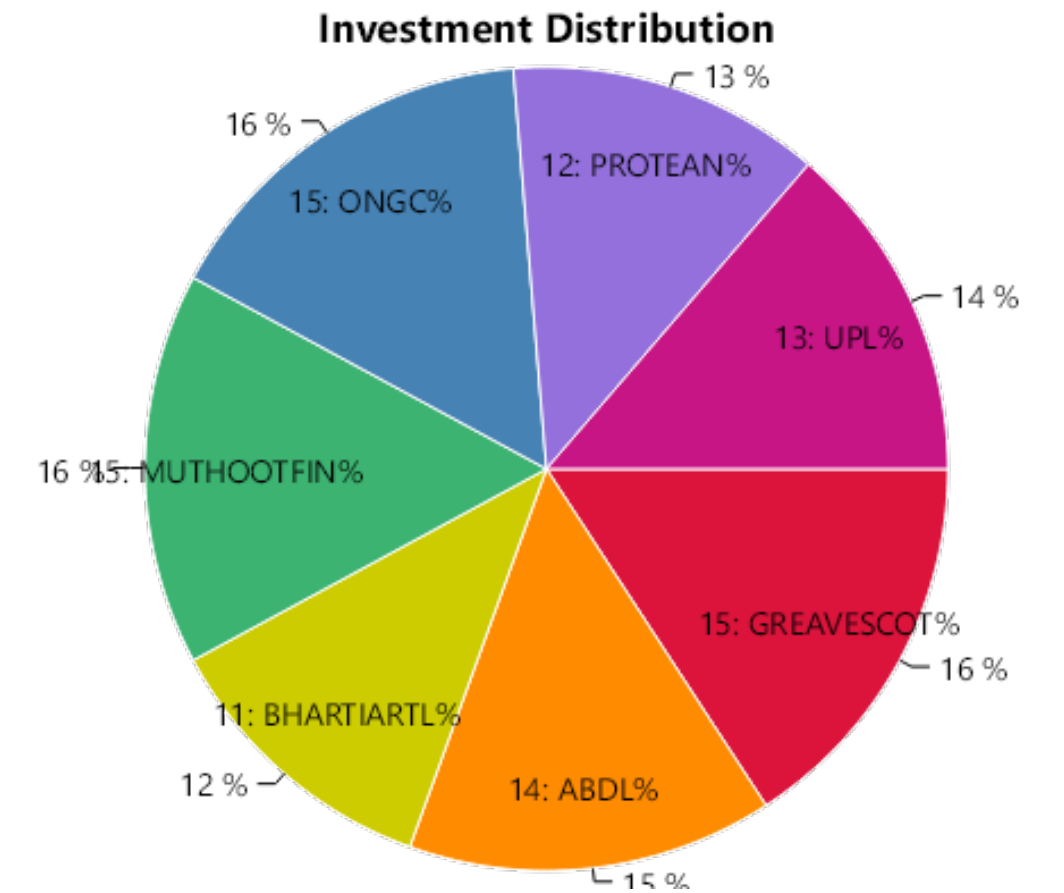
\*\* Includes unrealized gains for open stocks, if any.

## STOCK WISE PERFORMANCE SUMMARY

Sr No.	Stock Name	Status	Amount Invested*	Sale Proceeds*	Profit/(Loss)**	%Return
1	GREAVESCOT	Profit	4194.93	4352.35	157.42	3.75%
2	ABDL	Open	4004.95	6273.50	2268.55	56.64%
3	BHARTIARTL	Open	3222.72	4295.20	1072.48	33.28%
4	MUTHOOTFIN	Open	4269.51	7580.80	3311.29	77.56%
5	ONGC	Open	4165.49	3746.88	-418.61	-10.05%
6	PROTEAN	Open	3464.64	1550.30	-1914.34	-55.25%
7	UPL	Open	3792.97	5435.85	1642.88	43.31%
<b>Total</b>			<b>27115.21</b>	<b>33234.88</b>	<b>6119.67</b>	<b>22.57%</b>

## OVERALL PERFORMANCE SUMMARY

Amount Invested	Sale Proceeds	Profit/(Loss)	%Return
27115.21	33234.88	6119.67	22.57%



\* We have considered the market value for open stocks as on the previous day prior to the report for open stocks.

\*\* Includes unrealized gains for open stocks, if any.

## Contact Details

 LKP Securities Ltd, SPIP Division

 91 22 66351336 / 91 22 66351337    [spip@lkpsec.com](mailto:spip@lkpsec.com)

 Registered Office: 203, Embassy Centre, Nariman Point, Mumbai - 400021.

 Registered Office: 2nd Floor, Gala Impecca, Andheri Kurla Road, Near Hotel Courtyard Marriott, Chakala, Andheri (East), Mumbai-400059.

## Compliance & Grievance Officer

 Mr. Ritesh Tiwari

 022-6635 1234

 [ho\\_compliance@lkpsec.com](mailto:ho_compliance@lkpsec.com)

**Disclaimer & Disclosure :** LKP Securities Ltd. (CIN-U67120MH1994PLC080039, www.Lkpsec.com) and its affiliates are a full- fledged, brokerage and financing group. LKP Securities Ltd is a SEBI registered Research Analyst with registration number INH000001758. LKP is a corporate trading member of Bombay Stock Exchange Limited (BSE), National Stock Exchange of India Limited (NSE) and Metropolitan Stock Exchange of India Limited (MSEI). LKP along with its subsidiaries offers the most comprehensive avenues for investments and is engaged in the businesses including stock broking (Institutional and retail), merchant banking, commodity broking, depository participant rendered in connection with distribution of primary market issues and financial products like mutual funds etc.

LKP offers research services to clients. The analyst for this report certifies that all of the views expressed in this report accurately reflect his or her personal views about the subject company or companies and its or their securities, and no part of his or her compensation was, is or will be, directly or indirectly related to specific recommendations or views expressed in this report.

Further, the information in the document has been printed on the basis of publicly available information; internal data and other sources believed to be true and are for general guidance only but which may have not been verified independently. While every effort is made to ensure the accuracy and completeness of information contained, the company takes no responsibility and assumes no liability for any error/ omission or accuracy of the information. Recipients of this material should rely on their own judgments and conclusions from relevant sources before making any investment. The investments discussed or recommended in this report may not be suitable for all investors. Opinion expressed is the current opinion as of the date appearing on the material only. Value of the investments referred to in this material are subject to volatility. Past performance is not a guide for future performance. Investment in securities market are subject to market risks. Read all the related documents carefully before investing. Registration granted by SEBI and certification from NISM in no way guarantee performance of the intermediary or provide any assurance of returns to investors. These securities quoted are for illustration only and are not recommendatory.

Mr. S. Ranganathan (Advisor) - SEBI Registration No-INH2200252399,  
Mr. Kunal Bothra (Research Analyst) - SEBI Registered No. INH000005263



**THANK YOU**