

SPIP Performance Report 2024-2025

Client Name : JAYSHREE ASHOK PATEL

Client Code : RA000966

Date : 23/12/2025



Sr No.	Month	Amount Invested	Sale Proceeds*	Profit/(Loss)**	%Return
1	Apr-2024	279498.19	257421.43	-22076.76	-7.90%
2	May-2024	514699.93	521027.84	6327.91	1.23%
3	Jun-2024	397985.65	431952.82	33967.17	8.53%
4	Jul-2024	374879.88	371039.16	-3840.72	-1.02%
5	Aug-2024	267741.39	245464.90	-22276.49	-8.32%
6	Sep-2024	153122.62	166839.45	13716.83	8.96%
7	Oct-2024	110051.05	111991.45	1940.40	1.76%

* We have considered the market value for open stocks as on the previous day prior to the report for open stocks.

** Includes unrealized gains for open stocks, if any.

STOCK WISE PERFORMANCE SUMMARY

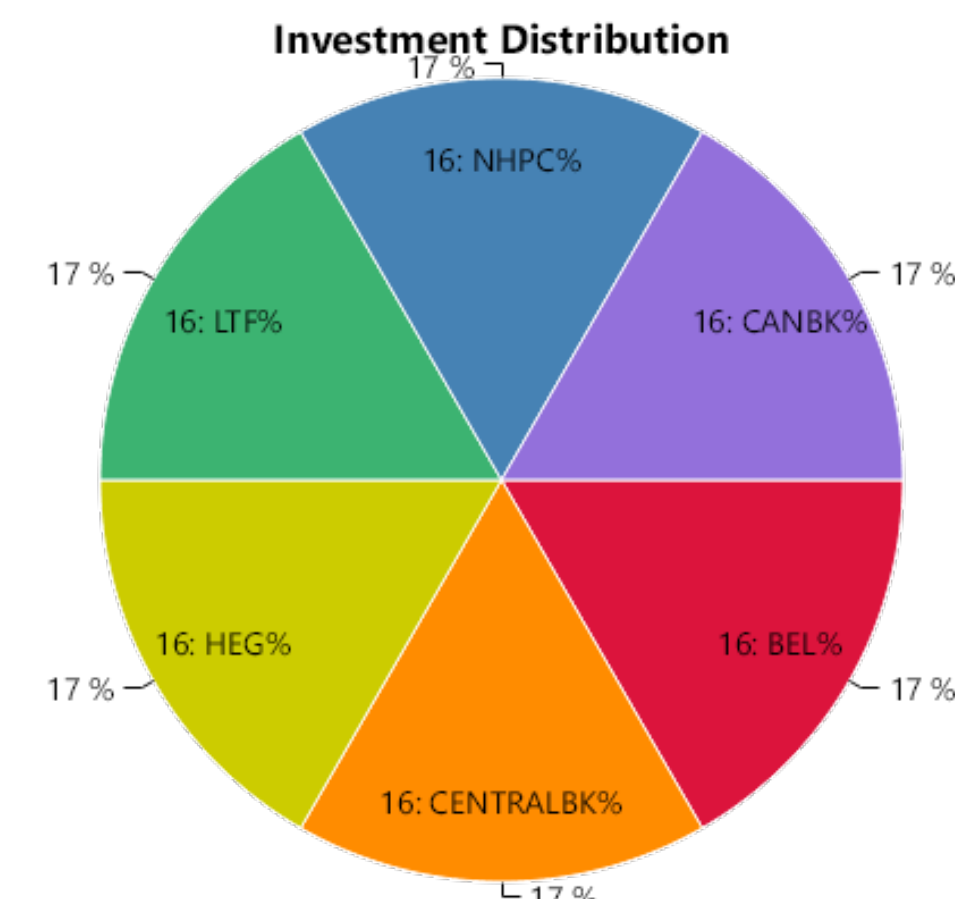
Sr No.	Stock Name	Status	Amount Invested*	Sale Proceeds*	Profit/(Loss)**	%Return
1	BEL	Profit	46548.35	49240.48	2692.13	5.78%
2	CENTRALBK	Profit	47073.16	49308.00	2234.84	4.75%
3	HEG	Profit	45534.19	48251.13	2716.94	5.97%
4	LTF	Profit	47426.03	49659.03	2233.00	4.71%
5	NHPC	Profit	46592.32	49239.39	2647.07	5.68%
6	CANBK	Open	46324.14	11723.40	-34600.74	-74.69%
7	ORIENTHOT	Out of range	0.00	0.00	0.00	0%
Total			279498.19	257421.43	-22076.76	-7.90%

OVERALL PERFORMANCE SUMMARY

Amount Invested	Sale Proceeds	Profit/(Loss)	%Return
279498.19	257421.43	-22076.76	-7.90%

* We have considered the market value for open stocks as on the previous day prior to the report for open stocks.

** Includes unrealized gains for open stocks, if any.

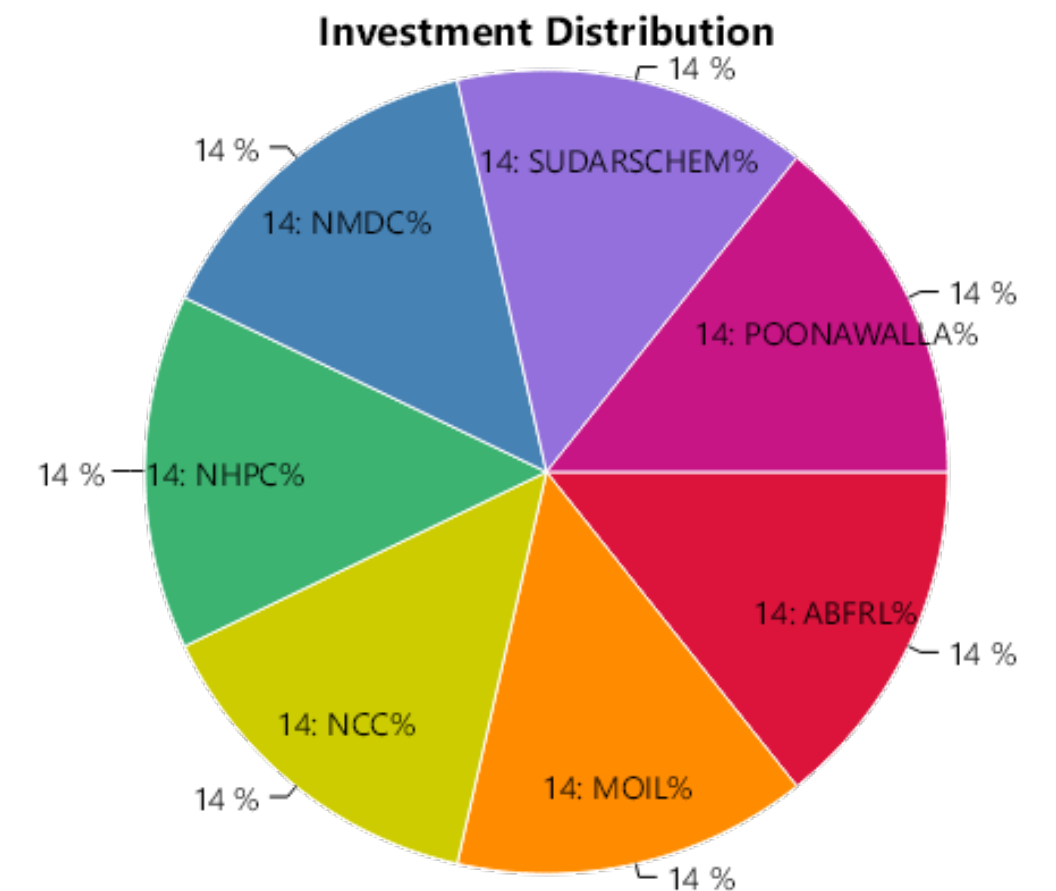


STOCK WISE PERFORMANCE SUMMARY

Sr No.	Stock Name	Status	Amount Invested*	Sale Proceeds*	Profit/(Loss)**	%Return
1	ABFRL	Profit	73833.24	76217.18	2383.94	3.23%
2	MOIL	Profit	73200.64	75820.17	2619.53	3.58%
3	NCC	Profit	73698.97	76334.81	2635.84	3.58%
4	NHPC	Profit	73749.66	76239.10	2489.44	3.38%
5	NMDC	Profit	73199.63	76091.16	2891.53	3.95%
6	SUDARSCHEM	Profit	73557.09	82967.79	9410.70	12.79%
7	POONAWALLA	Loss	73460.70	57357.63	-16103.07	-21.92%
Total			514699.93	521027.84	6327.91	1.23%

OVERALL PERFORMANCE SUMMARY

Amount Invested	Sale Proceeds	Profit/(Loss)	%Return
514699.93	521027.84	6327.91	1.23%



* We have considered the market value for open stocks as on the previous day prior to the report for open stocks.

** Includes unrealized gains for open stocks, if any.

STOCK WISE PERFORMANCE SUMMARY

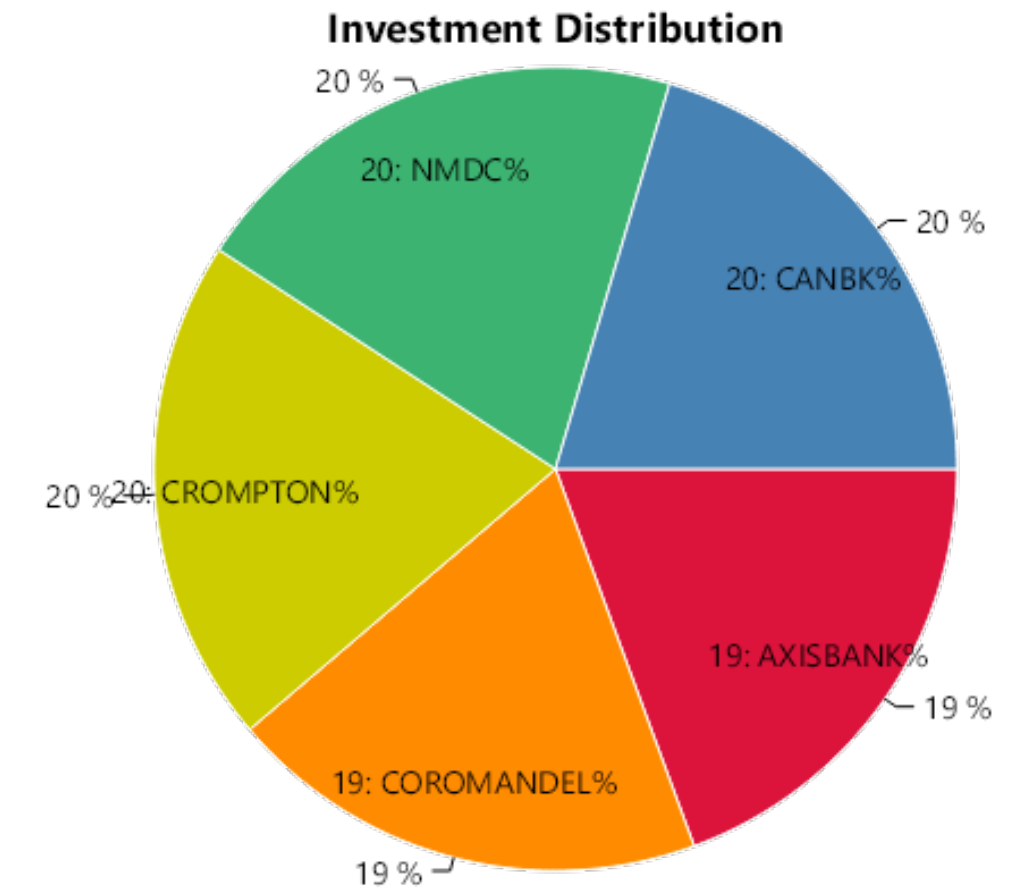
Sr No.	Stock Name	Status	Amount Invested*	Sale Proceeds*	Profit/(Loss)**	%Return
1	AXISBANK	Profit	79252.87	83082.76	3829.89	4.83%
2	COROMANDEL	Profit	79005.85	82381.67	3375.82	4.27%
3	CROMPTON	Profit	79917.61	83194.71	3277.10	4.10%
4	NMDC	Profit	80046.12	83344.18	3298.06	4.12%
5	CANBK	Open	79763.20	99949.50	20186.30	25.31%
6	CMSINFO	Out of range	0.00	0.00	0.00	0%
Total			397985.65	431952.82	33967.17	8.53%

OVERALL PERFORMANCE SUMMARY

Amount Invested	Sale Proceeds	Profit/(Loss)	%Return
397985.65	431952.82	33967.17	8.53%

* We have considered the market value for open stocks as on the previous day prior to the report for open stocks.

** Includes unrealized gains for open stocks, if any.



STOCK WISE PERFORMANCE SUMMARY

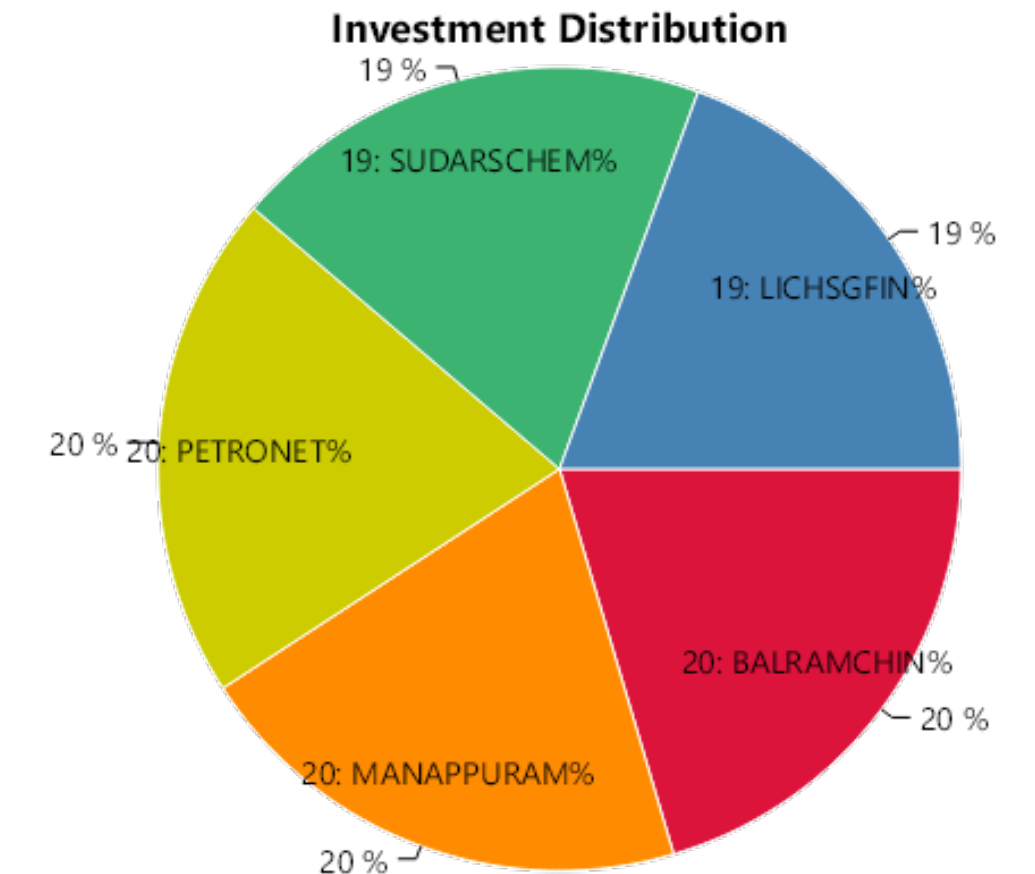
Sr No.	Stock Name	Status	Amount Invested*	Sale Proceeds*	Profit/(Loss)**	%Return
1	BALRAMCHIN	Profit	75126.66	77775.47	2648.81	3.53%
2	MANAPPURAM	Profit	75068.02	77936.59	2868.57	3.82%
3	PETRONET	Profit	75230.93	78301.84	3070.91	4.08%
4	SUDARSCHEM	Profit	74656.72	78066.64	3409.92	4.57%
5	CMSINFO	Out of range	0.00	0.00	0.00	0%
6	LICHSGFIN	Loss	74797.55	58958.62	-15838.93	-21.18%
Total			374879.88	371039.16	-3840.72	-1.02%

OVERALL PERFORMANCE SUMMARY

Amount Invested	Sale Proceeds	Profit/(Loss)	%Return
374879.88	371039.16	-3840.72	-1.02%

* We have considered the market value for open stocks as on the previous day prior to the report for open stocks.

** Includes unrealized gains for open stocks, if any.



STOCK WISE PERFORMANCE SUMMARY

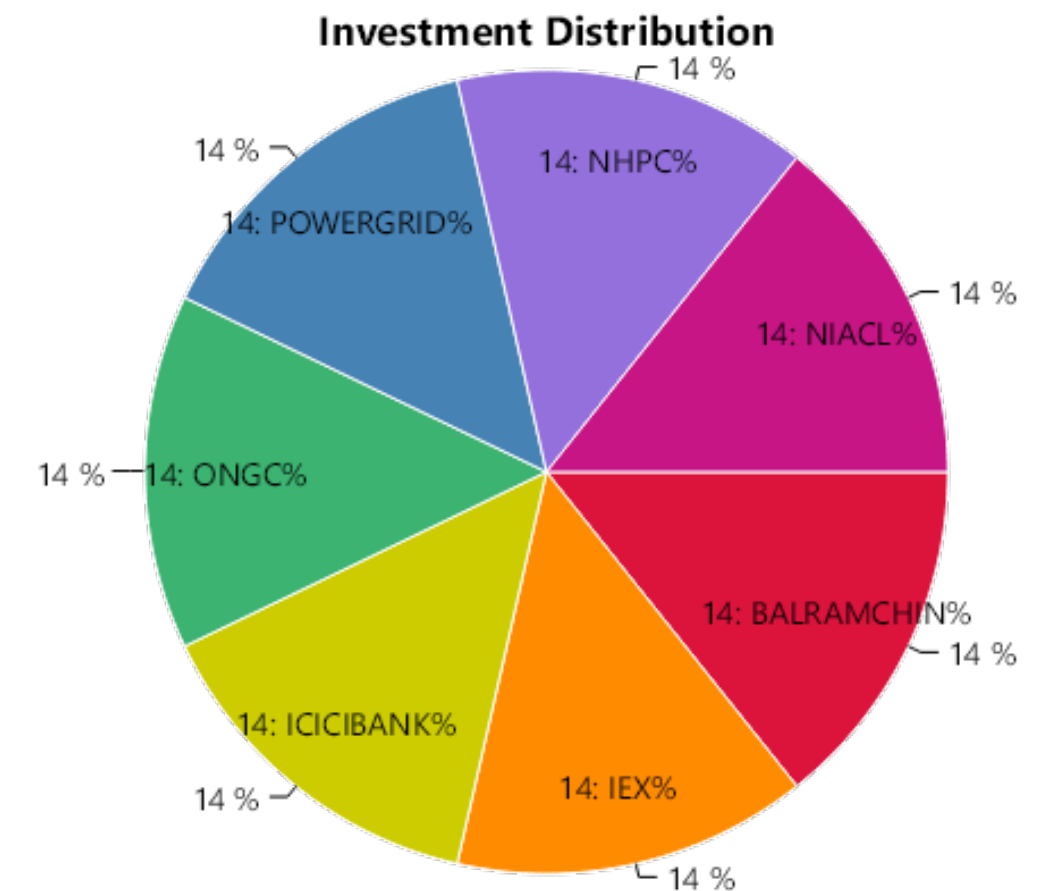
Sr No.	Stock Name	Status	Amount Invested*	Sale Proceeds*	Profit/(Loss)**	%Return
1	BALRAMCHIN	Profit	38390.99	41225.99	2835.00	7.38%
2	IEX	Profit	38254.65	41439.99	3185.34	8.33%
3	ICICIBANK	Open	37865.36	43792.00	5926.64	15.65%
4	ONGC	Open	38318.99	28101.60	-10217.39	-26.66%
5	POWERGRID	Open	38198.46	28885.00	-9313.46	-24.38%
6	NHPC	Loss	38466.96	31441.42	-7025.54	-18.26%
7	NIACL	Loss	38245.98	30578.90	-7667.08	-20.05%
Total			267741.39	245464.90	-22276.49	-8.32%

OVERALL PERFORMANCE SUMMARY

Amount Invested	Sale Proceeds	Profit/(Loss)	%Return
267741.39	245464.90	-22276.49	-8.32%

* We have considered the market value for open stocks as on the previous day prior to the report for open stocks.

** Includes unrealized gains for open stocks, if any.



STOCK WISE PERFORMANCE SUMMARY

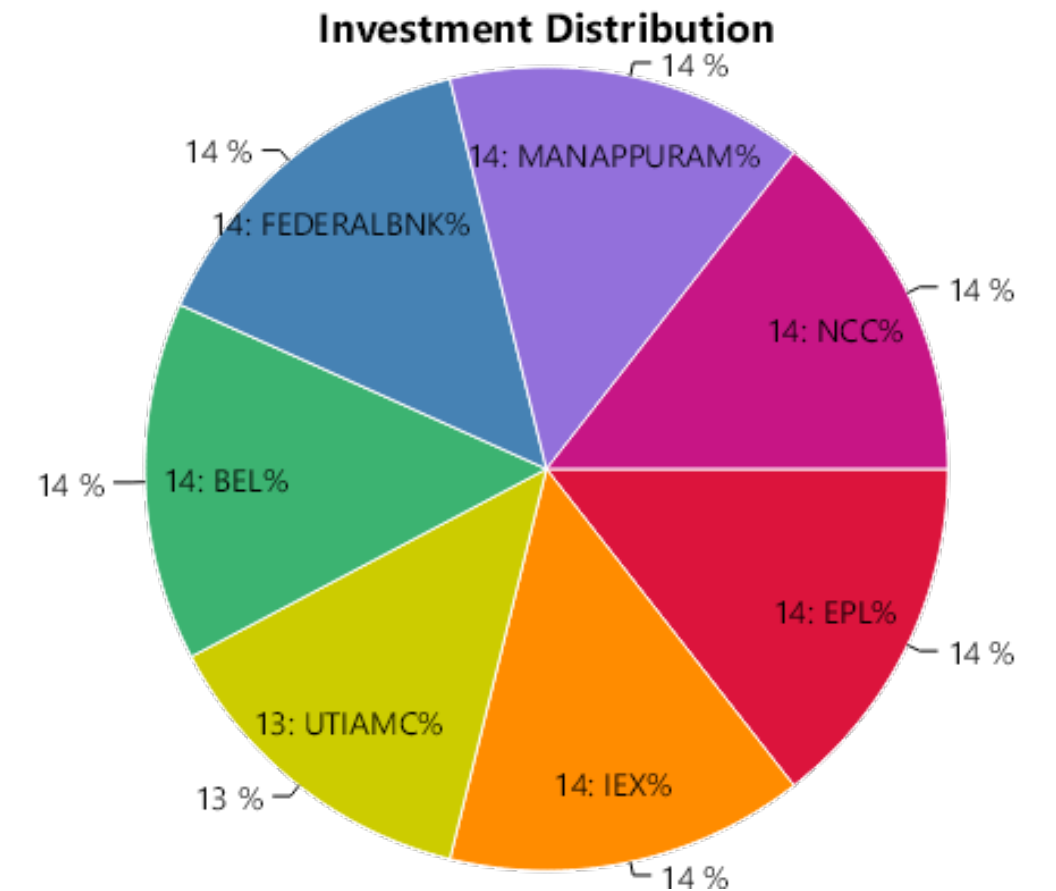
Sr No.	Stock Name	Status	Amount Invested*	Sale Proceeds*	Profit/(Loss)**	%Return
1	EPL	Profit	22014.50	22980.18	965.68	4.39%
2	IEX	Profit	22133.62	23019.90	886.28	4.00%
3	UTIAMC	Profit	21002.44	21887.10	884.66	4.21%
4	BEL	Open	21829.26	28724.40	6895.14	31.59%
5	FEDERALBNK	Open	22012.50	29875.65	7863.15	35.72%
6	MANAPPURAM	Open	22109.48	29704.10	7594.62	34.35%
7	NCC	Open	22020.82	10648.12	-11372.70	-51.65%
Total			153122.62	166839.45	13716.83	8.96%

OVERALL PERFORMANCE SUMMARY

Amount Invested	Sale Proceeds	Profit/(Loss)	%Return
153122.62	166839.45	13716.83	8.96%

* We have considered the market value for open stocks as on the previous day prior to the report for open stocks.

** Includes unrealized gains for open stocks, if any.

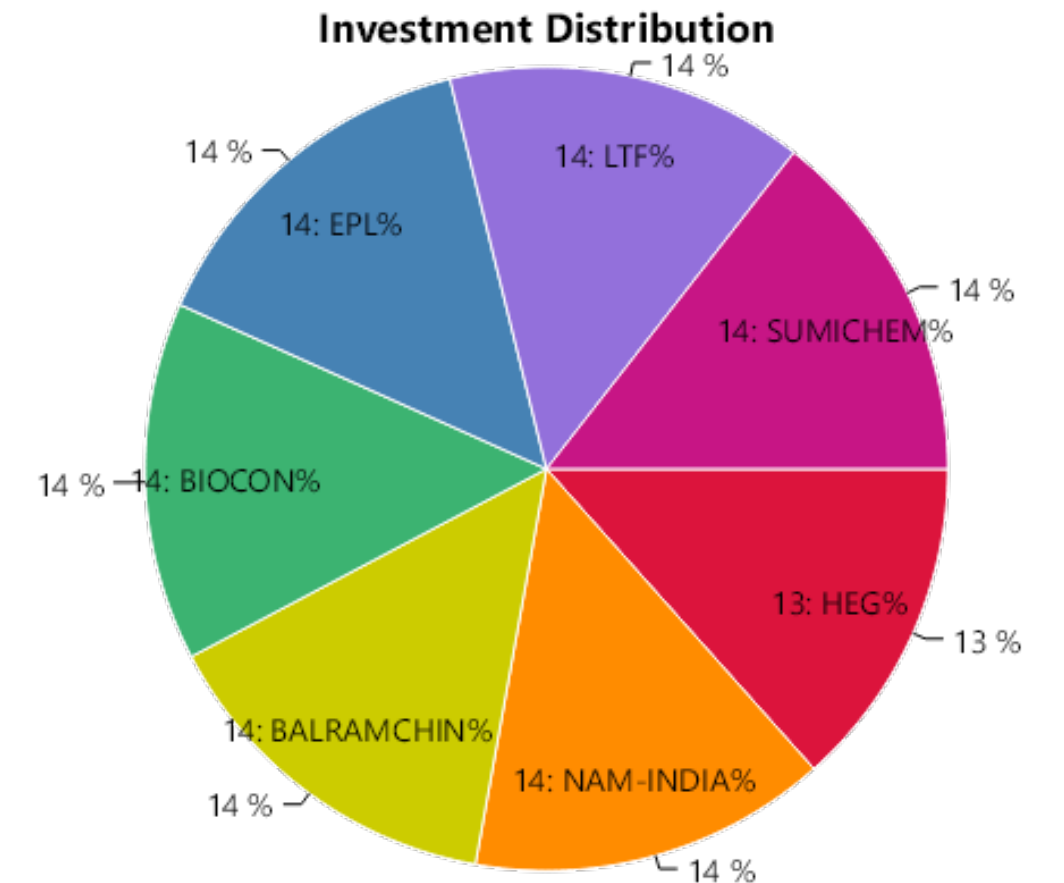


STOCK WISE PERFORMANCE SUMMARY

Sr No.	Stock Name	Status	Amount Invested*	Sale Proceeds*	Profit/(Loss)**	%Return
1	HEG	Profit	14556.30	15165.96	609.66	4.19%
2	NAM-INDIA	Profit	16048.08	16670.69	622.61	3.88%
3	BALRAMCHIN	Open	15452.84	10144.15	-5308.69	-34.35%
4	BIOCON	Open	15873.00	17569.20	1696.20	10.69%
5	EPL	Open	16120.20	12855.00	-3265.20	-20.26%
6	LTF	Open	15865.32	26391.45	10526.13	66.35%
7	SUMICHEM	Open	16135.31	13195.00	-2940.31	-18.22%
Total			110051.05	111991.45	1940.40	1.76%

OVERALL PERFORMANCE SUMMARY

Amount Invested	Sale Proceeds	Profit/(Loss)	%Return
110051.05	111991.45	1940.40	1.76%



* We have considered the market value for open stocks as on the previous day prior to the report for open stocks.

** Includes unrealized gains for open stocks, if any.

Contact Details

 LKP Securities Ltd, SPIP Division

 91 22 66351336 / 91 22 66351337  spip@lkpsec.com

 Registered Office: 203, Embassy Centre, Nariman Point, Mumbai - 400021.

 Registered Office: 2nd Floor, Gala Impecca, Andheri Kurla Road, Near Hotel Courtyard Marriott, Chakala, Andheri (East), Mumbai-400059.

Compliance & Grievance Officer

 Mr. Ritesh Tiwari

 022-6635 1234

 ho_compliance@lkpsec.com

Disclaimer & Disclosure : LKP Securities Ltd. (CIN-U67120MH1994PLC080039, www.Lkpsec.com) and its affiliates are a full- fledged, brokerage and financing group. LKP Securities Ltd is a SEBI registered Research Analyst with registration number INH000001758. LKP is a corporate trading member of Bombay Stock Exchange Limited (BSE), National Stock Exchange of India Limited (NSE) and Metropolitan Stock Exchange of India Limited (MSEI). LKP along with its subsidiaries offers the most comprehensive avenues for investments and is engaged in the businesses including stock broking (Institutional and retail), merchant banking, commodity broking, depository participant rendered in connection with distribution of primary market issues and financial products like mutual funds etc.

LKP offers research services to clients. The analyst for this report certifies that all of the views expressed in this report accurately reflect his or her personal views about the subject company or companies and its or their securities, and no part of his or her compensation was, is or will be, directly or indirectly related to specific recommendations or views expressed in this report.

Further, the information in the document has been printed on the basis of publicly available information; internal data and other sources believed to be true and are for general guidance only but which may have not been verified independently. While every effort is made to ensure the accuracy and completeness of information contained, the company takes no responsibility and assumes no liability for any error/ omission or accuracy of the information. Recipients of this material should rely on their own judgments and conclusions from relevant sources before making any investment. The investments discussed or recommended in this report may not be suitable for all investors. Opinion expressed is the current opinion as of the date appearing on the material only. Value of the investments referred to in this material are subject to volatility. Past performance is not a guide for future performance. Investment in securities market are subject to market risks. Read all the related documents carefully before investing. Registration granted by SEBI and certification from NISM in no way guarantee performance of the intermediary or provide any assurance of returns to investors. These securities quoted are for illustration only and are not recommendatory.

Mr. S. Ranganathan (Advisor) - SEBI Registration No-INH2200252399,
Mr. Kunal Bothra (Research Analyst) - SEBI Registered No. INH000005263



THANK YOU