

SPIP Performance Report 2024-2025

Client Name : HITESH RAMESHCHANDRA MEHTA

Client Code : RA000992

Date : 23/12/2025



Sr No.	Month	Amount Invested	Sale Proceeds*	Profit/(Loss)**	%Return
1	Apr-2024	21105.73	22104.10	998.37	4.73%
2	May-2024	346971.92	349211.07	2239.15	0.65%
3	Jun-2024	237368.33	256328.30	18959.97	7.99%
4	Jul-2024	213423.58	210189.76	-3233.82	-1.52%
5	Aug-2024	164765.99	147385.12	-17380.87	-10.55%
6	Sep-2024	197267.51	214012.98	16745.47	8.49%

* We have considered the market value for open stocks as on the previous day prior to the report for open stocks.

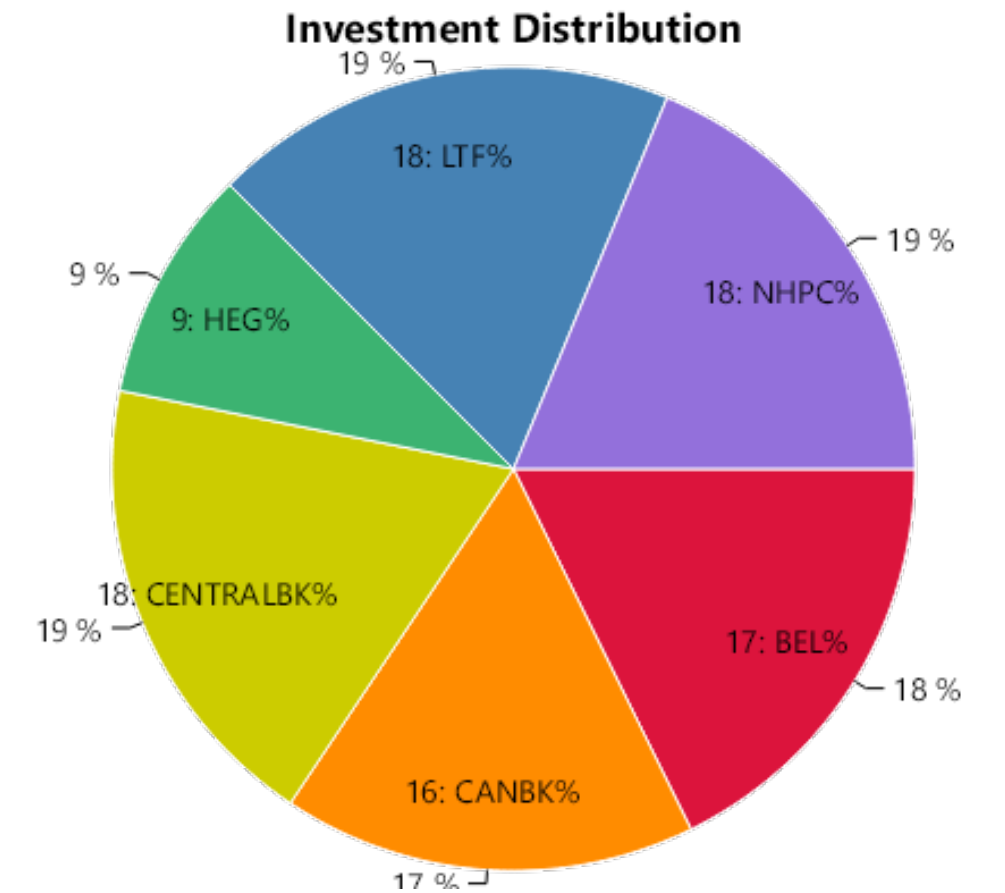
** Includes unrealized gains for open stocks, if any.

STOCK WISE PERFORMANCE SUMMARY

Sr No.	Stock Name	Status	Amount Invested*	Sale Proceeds*	Profit/(Loss)**	%Return
1	BEL	Profit	3759.19	3949.45	190.26	5.06%
2	CANBK	Profit	3574.17	3752.46	178.29	4.99%
3	CENTRALBK	Profit	3952.77	4119.01	166.24	4.21%
4	HEG	Profit	2075.80	2170.42	94.62	4.56%
5	LTF	Profit	3873.21	4037.84	164.63	4.25%
6	NHPC	Profit	3870.59	4074.92	204.33	5.28%
7	ORIENTHOT	Out of range	0.00	0.00	0.00	0%
Total			21105.73	22104.10	998.37	4.73%

OVERALL PERFORMANCE SUMMARY

Amount Invested	Sale Proceeds	Profit/(Loss)	%Return
21105.73	22104.10	998.37	4.73%



* We have considered the market value for open stocks as on the previous day prior to the report for open stocks.

** Includes unrealized gains for open stocks, if any.

STOCK WISE PERFORMANCE SUMMARY

Sr No.	Stock Name	Status	Amount Invested*	Sale Proceeds*	Profit/(Loss)**	%Return
1	ABFRL	Profit	49616.88	50927.58	1310.70	2.64%
2	MOIL	Profit	49396.90	50863.84	1466.94	2.97%
3	NCC	Profit	49610.98	51083.83	1472.85	2.97%
4	NHPC	Profit	49818.08	51196.75	1378.67	2.77%
5	NMDC	Profit	49397.91	51047.25	1649.34	3.34%
6	SUDARSCHEM	Profit	49683.92	55710.41	6026.49	12.13%
7	POONAWALLA	Loss	49447.25	38381.41	-11065.84	-22.38%
Total			346971.92	349211.07	2239.15	0.65%

OVERALL PERFORMANCE SUMMARY

Amount Invested	Sale Proceeds	Profit/(Loss)	%Return
346971.92	349211.07	2239.15	0.65%



* We have considered the market value for open stocks as on the previous day prior to the report for open stocks.

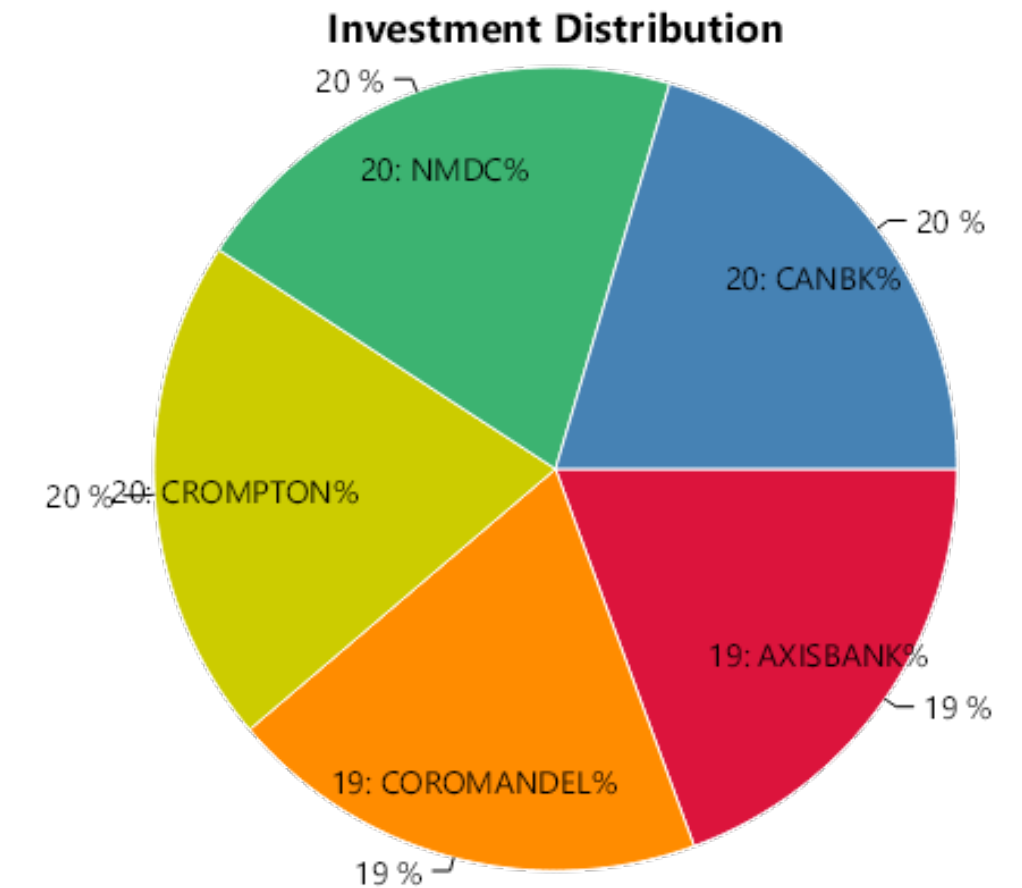
** Includes unrealized gains for open stocks, if any.

STOCK WISE PERFORMANCE SUMMARY

Sr No.	Stock Name	Status	Amount Invested*	Sale Proceeds*	Profit/(Loss)**	%Return
1	AXISBANK	Profit	47454.01	49454.17	2000.16	4.21%
2	COROMANDEL	Profit	46693.61	48402.46	1708.85	3.66%
3	CROMPTON	Profit	47603.06	49263.72	1660.66	3.49%
4	NMDC	Profit	47859.87	49538.85	1678.98	3.51%
5	CANBK	Open	47757.78	59669.10	11911.32	24.94%
6	CMSINFO	Out of range	0.00	0.00	0.00	0%
Total			237368.33	256328.30	18959.97	7.99%

OVERALL PERFORMANCE SUMMARY

Amount Invested	Sale Proceeds	Profit/(Loss)	%Return
237368.33	256328.30	18959.97	7.99%



* We have considered the market value for open stocks as on the previous day prior to the report for open stocks.

** Includes unrealized gains for open stocks, if any.

STOCK WISE PERFORMANCE SUMMARY

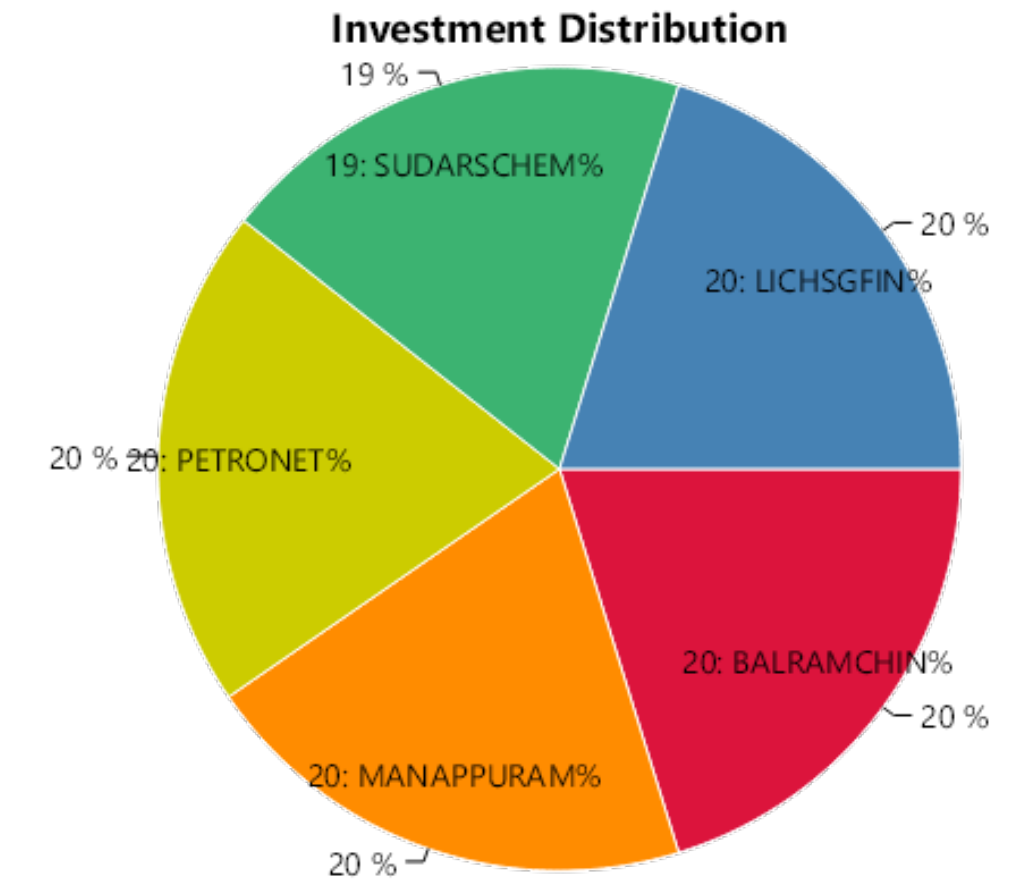
Sr No.	Stock Name	Status	Amount Invested*	Sale Proceeds*	Profit/(Loss)**	%Return
1	BALRAMCHIN	Profit	42929.31	44183.72	1254.41	2.92%
2	MANAPPURAM	Profit	42929.52	44309.35	1379.83	3.21%
3	PETRONET	Profit	42923.50	44412.53	1489.03	3.47%
4	SUDARSCHEM	Profit	41889.97	43784.05	1894.08	4.52%
5	CMSINFO	Out of range	0.00	0.00	0.00	0%
6	LICHSGFIN	Loss	42751.28	33500.11	-9251.17	-21.64%
Total			213423.58	210189.76	-3233.82	-1.52%

OVERALL PERFORMANCE SUMMARY

Amount Invested	Sale Proceeds	Profit/(Loss)	%Return
213423.58	210189.76	-3233.82	-1.52%

* We have considered the market value for open stocks as on the previous day prior to the report for open stocks.

** Includes unrealized gains for open stocks, if any.



STOCK WISE PERFORMANCE SUMMARY

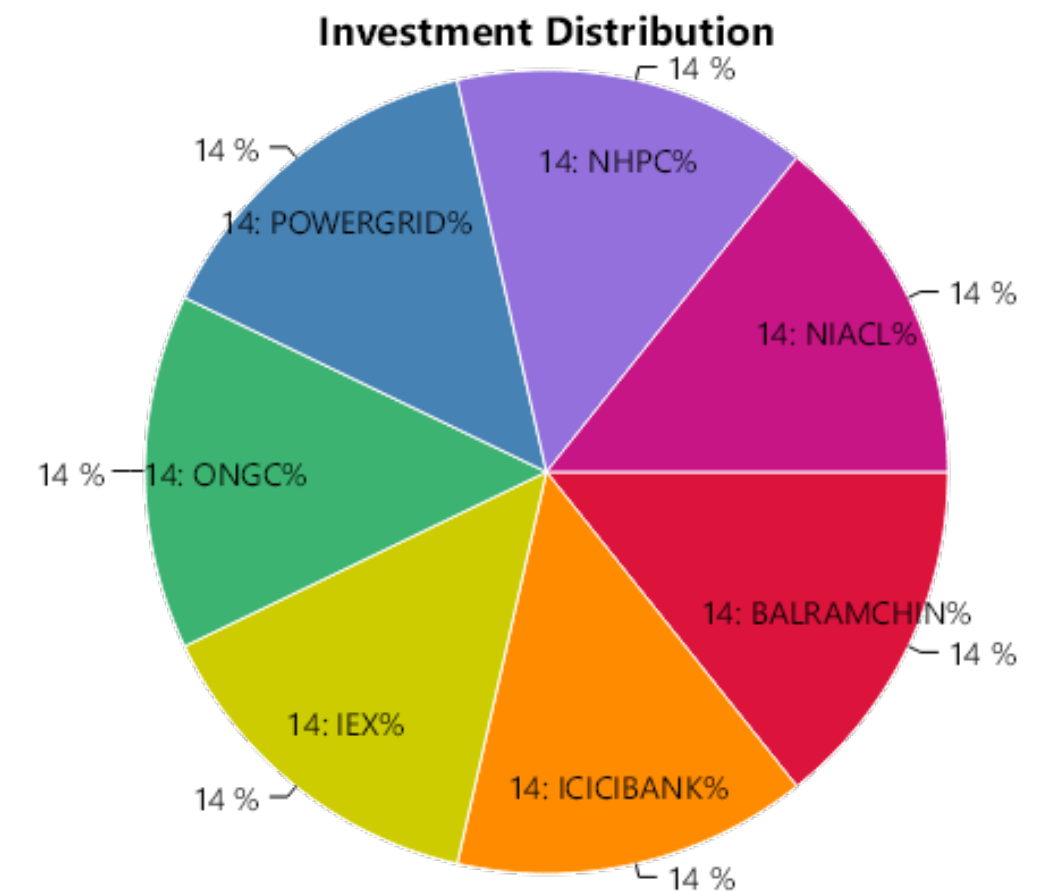
Sr No.	Stock Name	Status	Amount Invested*	Sale Proceeds*	Profit/(Loss)**	%Return
1	BALRAMCHIN	Profit	23665.19	24865.25	1200.06	5.07%
2	ICICIBANK	Profit	23733.30	25233.20	1499.90	6.32%
3	IEX	Profit	23958.89	25078.97	1120.08	4.68%
4	ONGC	Open	23174.56	16860.96	-6313.60	-27.24%
5	POWERGRID	Open	23569.23	17755.00	-5814.23	-24.67%
6	NHPC	Loss	23491.97	18810.53	-4681.44	-19.93%
7	NIACL	Loss	23172.85	18781.21	-4391.64	-18.95%
Total			164765.99	147385.12	-17380.87	-10.55%

OVERALL PERFORMANCE SUMMARY

Amount Invested	Sale Proceeds	Profit/(Loss)	%Return
164765.99	147385.12	-17380.87	-10.55%

* We have considered the market value for open stocks as on the previous day prior to the report for open stocks.

** Includes unrealized gains for open stocks, if any.

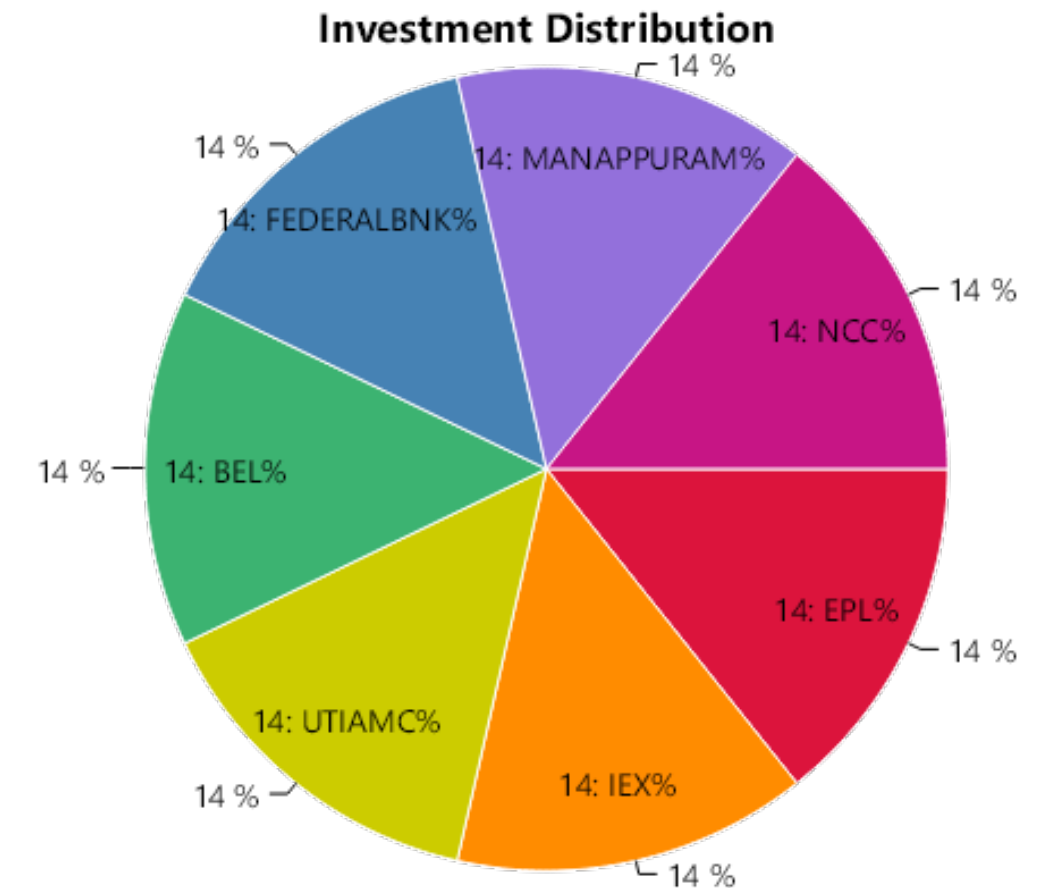


STOCK WISE PERFORMANCE SUMMARY

Sr No.	Stock Name	Status	Amount Invested*	Sale Proceeds*	Profit/(Loss)**	%Return
1	EPL	Profit	28170.13	29245.84	1075.71	3.82%
2	IEX	Profit	28214.44	29172.49	958.05	3.40%
3	UTIAMC	Profit	28085.54	29109.72	1024.18	3.65%
4	BEL	Open	27976.32	36703.40	8727.08	31.19%
5	FEDERALBNK	Open	28243.65	38219.30	9975.65	35.32%
6	MANAPPURAM	Open	28321.19	37938.90	9617.71	33.96%
7	NCC	Open	28256.24	13623.33	-14632.91	-51.79%
Total			197267.51	214012.98	16745.47	8.49%

OVERALL PERFORMANCE SUMMARY

Amount Invested	Sale Proceeds	Profit/(Loss)	%Return
197267.51	214012.98	16745.47	8.49%



* We have considered the market value for open stocks as on the previous day prior to the report for open stocks.

** Includes unrealized gains for open stocks, if any.

Contact Details

 LKP Securities Ltd, SPIP Division

 91 22 66351336 / 91 22 66351337  spip@lkpsec.com

 Registered Office: 203, Embassy Centre, Nariman Point, Mumbai - 400021.

 Registered Office: 2nd Floor, Gala Impecca, Andheri Kurla Road, Near Hotel Courtyard Marriott, Chakala, Andheri (East), Mumbai-400059.

Compliance & Grievance Officer

 Mr. Ritesh Tiwari

 022-6635 1234

 ho_compliance@lkpsec.com

Disclaimer & Disclosure : LKP Securities Ltd. (CIN-U67120MH1994PLC080039, www.Lkpsec.com) and its affiliates are a full- fledged, brokerage and financing group. LKP Securities Ltd is a SEBI registered Research Analyst with registration number INH000001758. LKP is a corporate trading member of Bombay Stock Exchange Limited (BSE), National Stock Exchange of India Limited (NSE) and Metropolitan Stock Exchange of India Limited (MSEI). LKP along with its subsidiaries offers the most comprehensive avenues for investments and is engaged in the businesses including stock broking (Institutional and retail), merchant banking, commodity broking, depository participant rendered in connection with distribution of primary market issues and financial products like mutual funds etc.

LKP offers research services to clients. The analyst for this report certifies that all of the views expressed in this report accurately reflect his or her personal views about the subject company or companies and its or their securities, and no part of his or her compensation was, is or will be, directly or indirectly related to specific recommendations or views expressed in this report.

Further, the information in the document has been printed on the basis of publicly available information; internal data and other sources believed to be true and are for general guidance only but which may have not been verified independently. While every effort is made to ensure the accuracy and completeness of information contained, the company takes no responsibility and assumes no liability for any error/ omission or accuracy of the information. Recipients of this material should rely on their own judgments and conclusions from relevant sources before making any investment. The investments discussed or recommended in this report may not be suitable for all investors. Opinion expressed is the current opinion as of the date appearing on the material only. Value of the investments referred to in this material are subject to volatility. Past performance is not a guide for future performance. Investment in securities market are subject to market risks. Read all the related documents carefully before investing. Registration granted by SEBI and certification from NISM in no way guarantee performance of the intermediary or provide any assurance of returns to investors. These securities quoted are for illustration only and are not recommendatory.

Mr. S. Ranganathan (Advisor) - SEBI Registration No-INH2200252399,
Mr. Kunal Bothra (Research Analyst) - SEBI Registered No. INH000005263



THANK YOU