

SPIP Performance Report 2024-2025

Client Name : DASHRATHBHAI AMBALAL PAREKH

Client Code : RA000995

Date : 23/12/2025



Sr No.	Month	Amount Invested	Sale Proceeds*	Profit/(Loss)**	%Return
1	May-2024	224696.30	231303.91	6607.61	2.94%
2	Jun-2024	352783.63	349488.67	-3294.96	-0.93%
3	Jul-2024	870483.97	861556.68	-8927.29	-1.03%
4	Aug-2024	787087.79	706900.48	-80187.31	-10.19%
5	Sep-2024	316401.57	294222.62	-22178.95	-7.01%
6	Oct-2024	256814.92	248628.70	-8186.22	-3.19%

* We have considered the market value for open stocks as on the previous day prior to the report for open stocks.

** Includes unrealized gains for open stocks, if any.

STOCK WISE PERFORMANCE SUMMARY

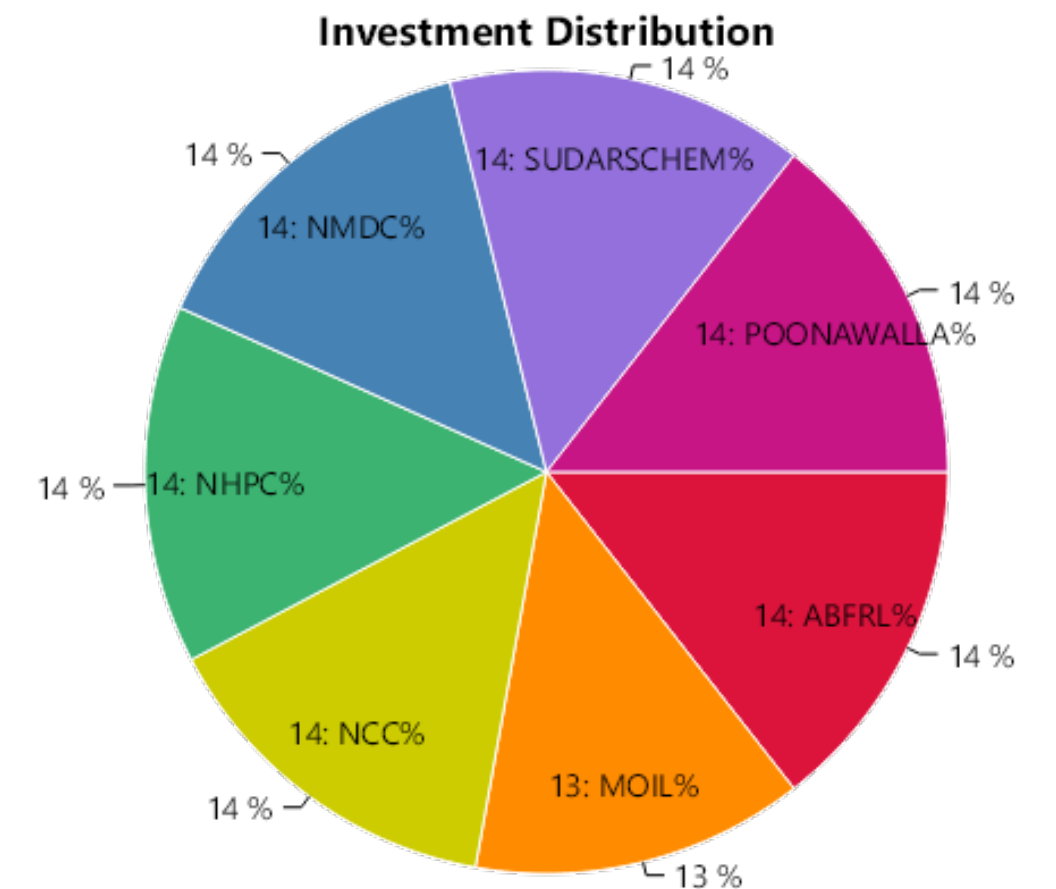
Sr No.	Stock Name	Status	Amount Invested*	Sale Proceeds*	Profit/(Loss)**	%Return
1	ABFRL	Profit	32237.38	33963.63	1726.25	5.35%
2	MOIL	Profit	30978.82	33698.06	2719.24	8.78%
3	NCC	Profit	32345.03	33897.95	1552.92	4.80%
4	NHPC	Profit	32878.74	33989.92	1111.18	3.38%
5	NMDC	Profit	32286.30	33944.02	1657.72	5.13%
6	SUDARSCHEM	Profit	32087.51	36403.91	4316.40	13.45%
7	POONAWALLA	Loss	31882.52	25406.42	-6476.10	-20.31%
Total			224696.30	231303.91	6607.61	2.94%

OVERALL PERFORMANCE SUMMARY

Amount Invested	Sale Proceeds	Profit/(Loss)	%Return
224696.30	231303.91	6607.61	2.94%

* We have considered the market value for open stocks as on the previous day prior to the report for open stocks.

** Includes unrealized gains for open stocks, if any.

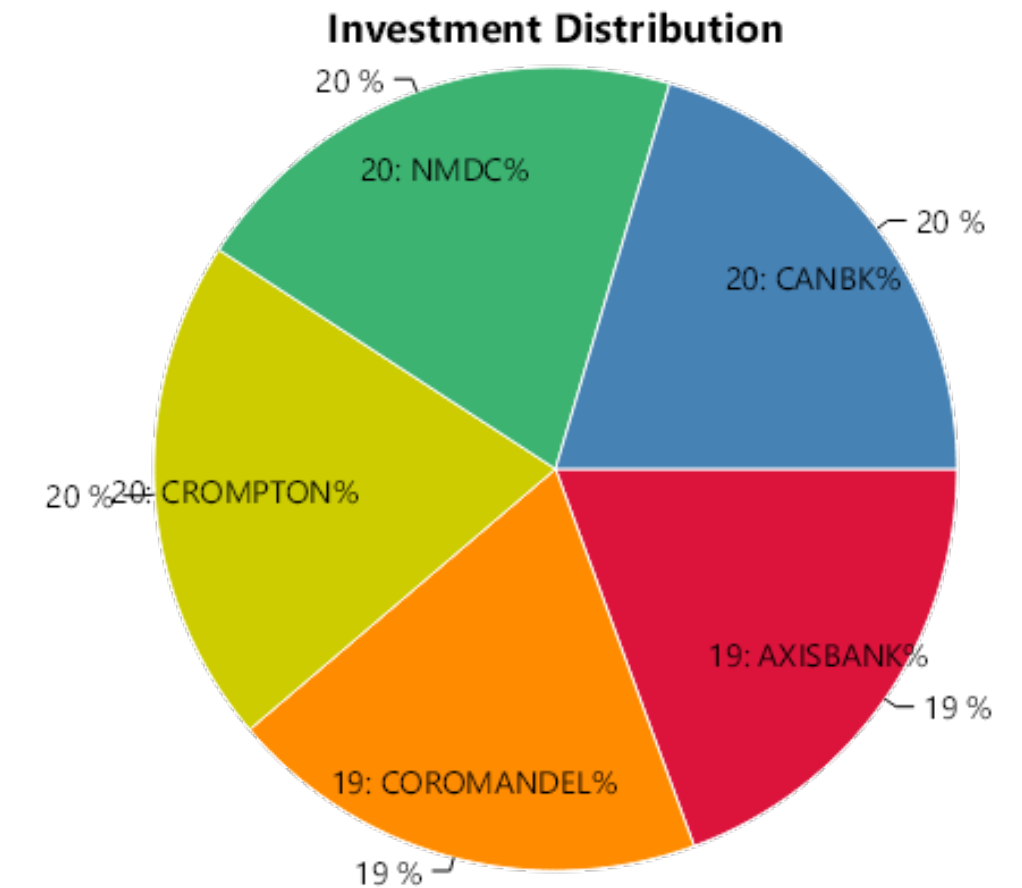


STOCK WISE PERFORMANCE SUMMARY

Sr No.	Stock Name	Status	Amount Invested*	Sale Proceeds*	Profit/(Loss)**	%Return
1	AXISBANK	Profit	69790.38	73162.52	3372.14	4.83%
2	COROMANDEL	Profit	70541.04	73555.32	3014.28	4.27%
3	CROMPTON	Profit	70992.99	73904.12	2911.13	4.10%
4	NMDC	Profit	70810.65	73724.94	2914.29	4.12%
5	CMSINFO	Out of range	0.00	0.00	0.00	0%
6	CANBK	Loss	70648.57	55141.77	-15506.80	-21.95%
Total			352783.63	349488.67	-3294.96	-0.93%

OVERALL PERFORMANCE SUMMARY

Amount Invested	Sale Proceeds	Profit/(Loss)	%Return
352783.63	349488.67	-3294.96	-0.93%



* We have considered the market value for open stocks as on the previous day prior to the report for open stocks.

** Includes unrealized gains for open stocks, if any.

STOCK WISE PERFORMANCE SUMMARY

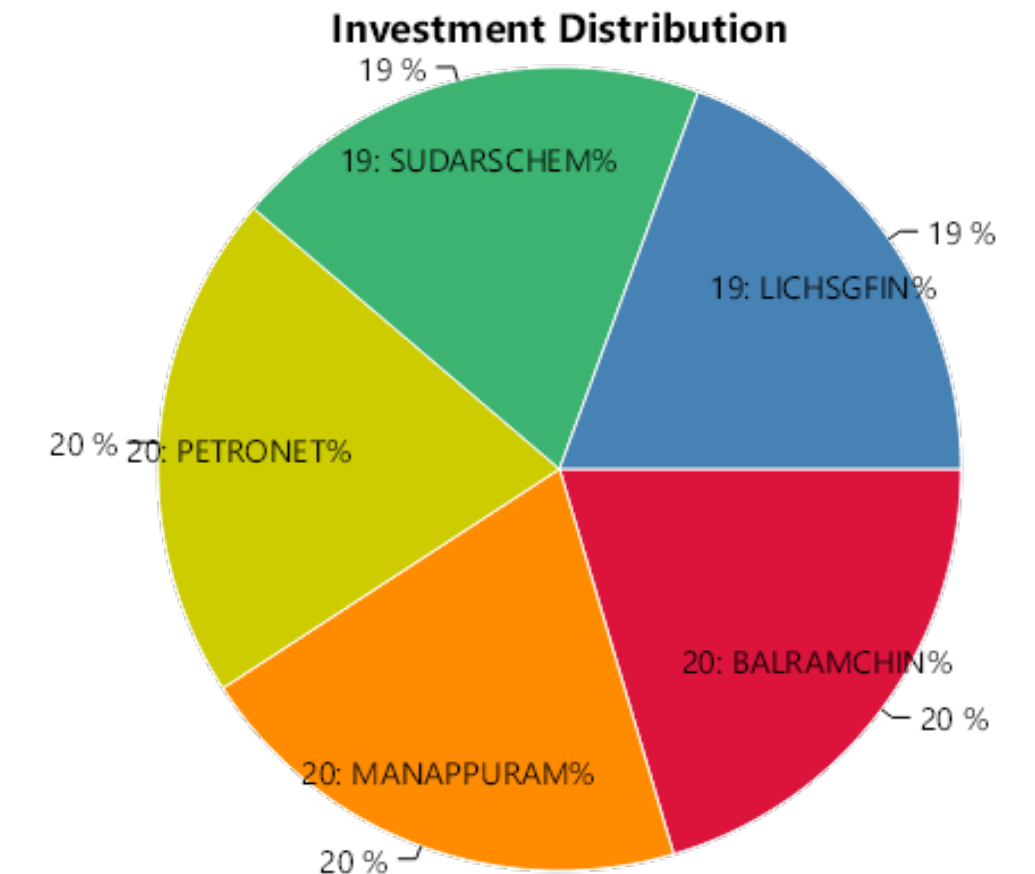
Sr No.	Stock Name	Status	Amount Invested*	Sale Proceeds*	Profit/(Loss)**	%Return
1	BALRAMCHIN	Profit	174276.74	180420.96	6144.22	3.53%
2	MANAPPURAM	Profit	174385.89	181048.55	6662.66	3.82%
3	PETRONET	Profit	174201.75	181313.20	7111.45	4.08%
4	SUDARSCHEM	Profit	173895.89	181837.79	7941.90	4.57%
5	CMSINFO	Out of range	0.00	0.00	0.00	0%
6	LICHSGFIN	Loss	173723.70	136936.18	-36787.52	-21.18%
Total			870483.97	861556.68	-8927.29	-1.03%

OVERALL PERFORMANCE SUMMARY

Amount Invested	Sale Proceeds	Profit/(Loss)	%Return
870483.97	861556.68	-8927.29	-1.03%

* We have considered the market value for open stocks as on the previous day prior to the report for open stocks.

** Includes unrealized gains for open stocks, if any.

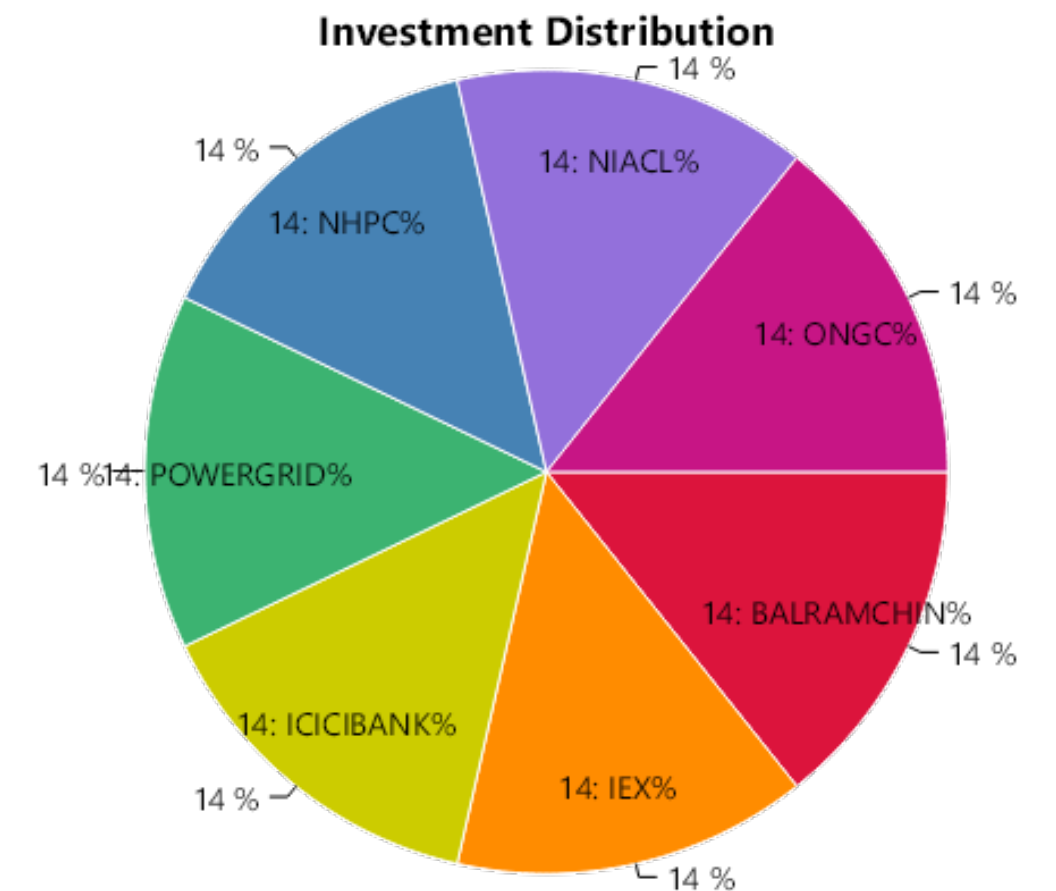


STOCK WISE PERFORMANCE SUMMARY

Sr No.	Stock Name	Status	Amount Invested*	Sale Proceeds*	Profit/(Loss)**	%Return
1	BALRAMCHIN	Profit	112327.64	120623.15	8295.51	7.39%
2	IEX	Profit	112307.69	121641.06	9333.37	8.31%
3	ICICIBANK	Open	112435.91	104980.89	-7455.02	-6.63%
4	POWERGRID	Open	112492.08	85065.00	-27427.08	-24.38%
5	NHPC	Loss	112602.63	92037.45	-20565.18	-18.26%
6	NIACL	Loss	112520.13	89962.85	-22557.28	-20.05%
7	ONGC	Loss	112401.71	92590.08	-19811.63	-17.63%
Total			787087.79	706900.48	-80187.31	-10.19%

OVERALL PERFORMANCE SUMMARY

Amount Invested	Sale Proceeds	Profit/(Loss)	%Return
787087.79	706900.48	-80187.31	-10.19%



* We have considered the market value for open stocks as on the previous day prior to the report for open stocks.

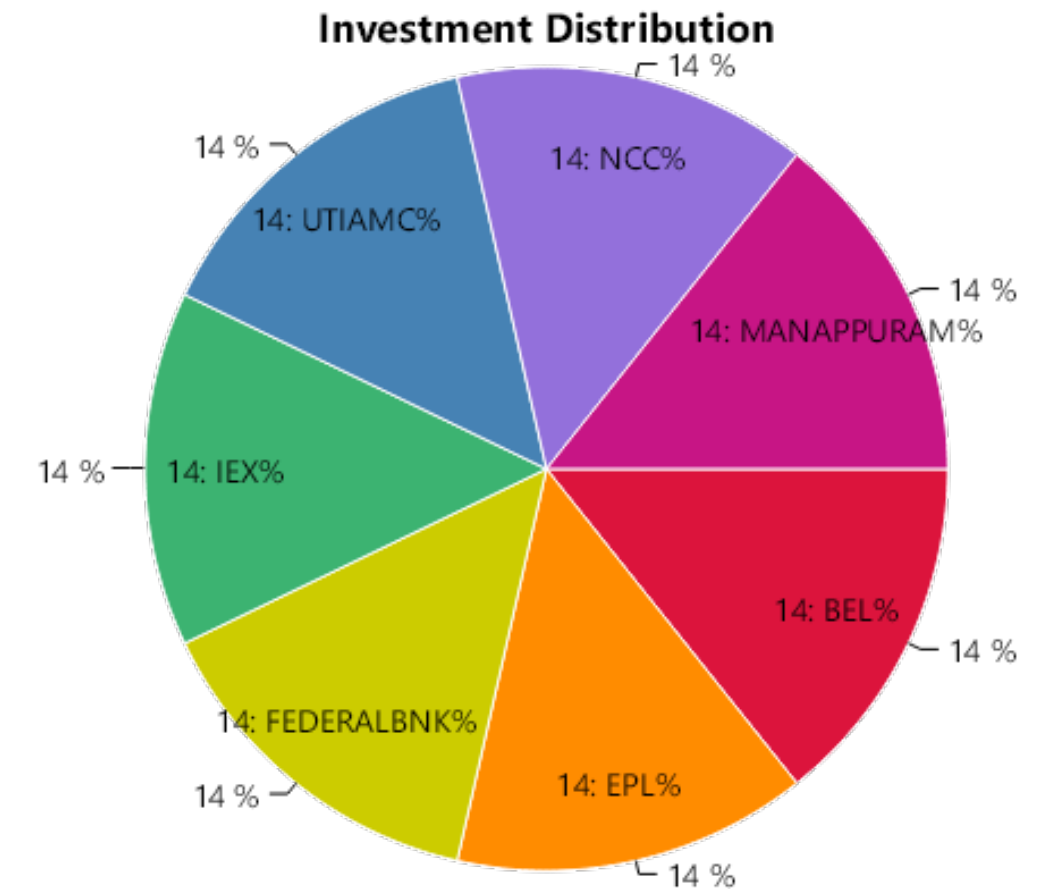
** Includes unrealized gains for open stocks, if any.

STOCK WISE PERFORMANCE SUMMARY

Sr No.	Stock Name	Status	Amount Invested*	Sale Proceeds*	Profit/(Loss)**	%Return
1	BEL	Profit	44758.48	47052.08	2293.60	5.12%
2	EPL	Profit	45548.05	47545.20	1997.15	4.38%
3	FEDERALBNK	Profit	45001.29	47213.70	2212.41	4.92%
4	IEX	Profit	45132.14	47329.89	2197.75	4.87%
5	UTIAMC	Profit	45506.11	47422.05	1915.94	4.21%
6	NCC	Open	45407.88	21922.60	-23485.28	-51.72%
7	MANAPPURAM	Loss	45047.62	35737.10	-9310.52	-20.67%
Total			316401.57	294222.62	-22178.95	-7.01%

OVERALL PERFORMANCE SUMMARY

Amount Invested	Sale Proceeds	Profit/(Loss)	%Return
316401.57	294222.62	-22178.95	-7.01%



* We have considered the market value for open stocks as on the previous day prior to the report for open stocks.

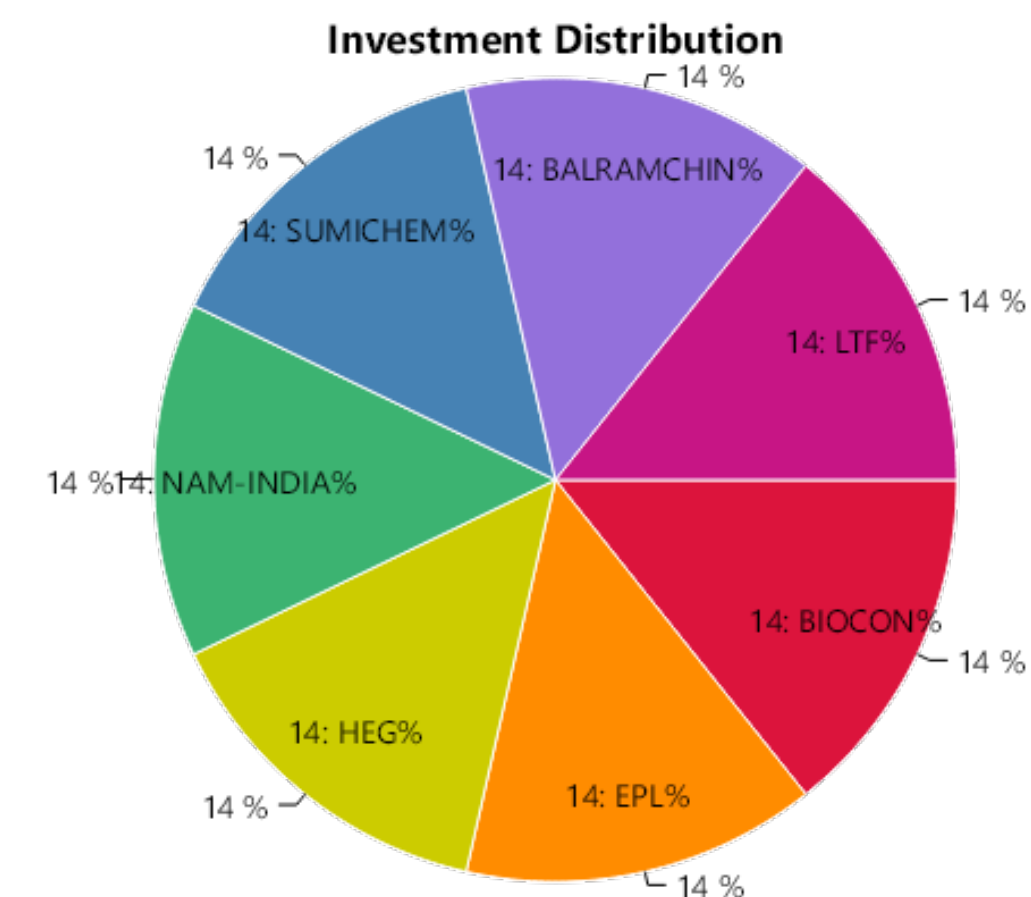
** Includes unrealized gains for open stocks, if any.

STOCK WISE PERFORMANCE SUMMARY

Sr No.	Stock Name	Status	Amount Invested*	Sale Proceeds*	Profit/(Loss)**	%Return
1	BIOCON	Profit	36771.00	38215.32	1444.32	3.93%
2	EPL	Profit	37076.46	38279.57	1203.11	3.24%
3	HEG	Profit	36390.75	37914.90	1524.15	4.19%
4	NAM-INDIA	Profit	36776.85	38204.63	1427.78	3.88%
5	SUMICHEM	Profit	36721.74	38107.83	1386.09	3.77%
6	BALRAMCHIN	Loss	36328.26	28732.36	-7595.90	-20.91%
7	LTF	Loss	36749.86	29174.09	-7575.77	-20.61%
Total			256814.92	248628.70	-8186.22	-3.19%

OVERALL PERFORMANCE SUMMARY

Amount Invested	Sale Proceeds	Profit/(Loss)	%Return
256814.92	248628.70	-8186.22	-3.19%



* We have considered the market value for open stocks as on the previous day prior to the report for open stocks.

** Includes unrealized gains for open stocks, if any.

Contact Details

 LKP Securities Ltd, SPIP Division

 91 22 66351336 / 91 22 66351337  spip@lkpsec.com

 Registered Office: 203, Embassy Centre, Nariman Point, Mumbai - 400021.

 Registered Office: 2nd Floor, Gala Impecca, Andheri Kurla Road, Near Hotel Courtyard Marriott, Chakala, Andheri (East), Mumbai-400059.

Compliance & Grievance Officer

 Mr. Ritesh Tiwari

 022-6635 1234

 ho_compliance@lkpsec.com

Disclaimer & Disclosure : LKP Securities Ltd. (CIN-U67120MH1994PLC080039, www.Lkpsec.com) and its affiliates are a full- fledged, brokerage and financing group. LKP Securities Ltd is a SEBI registered Research Analyst with registration number INH000001758. LKP is a corporate trading member of Bombay Stock Exchange Limited (BSE), National Stock Exchange of India Limited (NSE) and Metropolitan Stock Exchange of India Limited (MSEI). LKP along with its subsidiaries offers the most comprehensive avenues for investments and is engaged in the businesses including stock broking (Institutional and retail), merchant banking, commodity broking, depository participant rendered in connection with distribution of primary market issues and financial products like mutual funds etc.

LKP offers research services to clients. The analyst for this report certifies that all of the views expressed in this report accurately reflect his or her personal views about the subject company or companies and its or their securities, and no part of his or her compensation was, is or will be, directly or indirectly related to specific recommendations or views expressed in this report.

Further, the information in the document has been printed on the basis of publicly available information; internal data and other sources believed to be true and are for general guidance only but which may have not been verified independently. While every effort is made to ensure the accuracy and completeness of information contained, the company takes no responsibility and assumes no liability for any error/ omission or accuracy of the information. Recipients of this material should rely on their own judgments and conclusions from relevant sources before making any investment. The investments discussed or recommended in this report may not be suitable for all investors. Opinion expressed is the current opinion as of the date appearing on the material only. Value of the investments referred to in this material are subject to volatility. Past performance is not a guide for future performance. Investment in securities market are subject to market risks. Read all the related documents carefully before investing. Registration granted by SEBI and certification from NISM in no way guarantee performance of the intermediary or provide any assurance of returns to investors. These securities quoted are for illustration only and are not recommendatory.

Mr. S. Ranganathan (Advisor) - SEBI Registration No-INH2200252399,
Mr. Kunal Bothra (Research Analyst) - SEBI Registered No. INH000005263



THANK YOU