

SPIP Performance Report 2024-2025

Client Name : BHARAT DEVJI CHOUDHARY HUF

Client Code : RA001030

Date : 23/12/2025



Sr No.	Month	Amount Invested	Sale Proceeds*	Profit/(Loss)**	%Return
1	May-2024	573703.58	581522.47	7818.89	1.36%
2	Jun-2024	278138.90	275866.10	-2272.80	-0.82%
3	Jul-2024	353208.98	349847.87	-3361.11	-0.95%
4	Aug-2024	261373.78	243112.19	-18261.59	-6.99%
5	Sep-2024	201417.53	186496.66	-14920.87	-7.41%
6	Oct-2024	130653.48	126411.29	-4242.19	-3.25%

* We have considered the market value for open stocks as on the previous day prior to the report for open stocks.

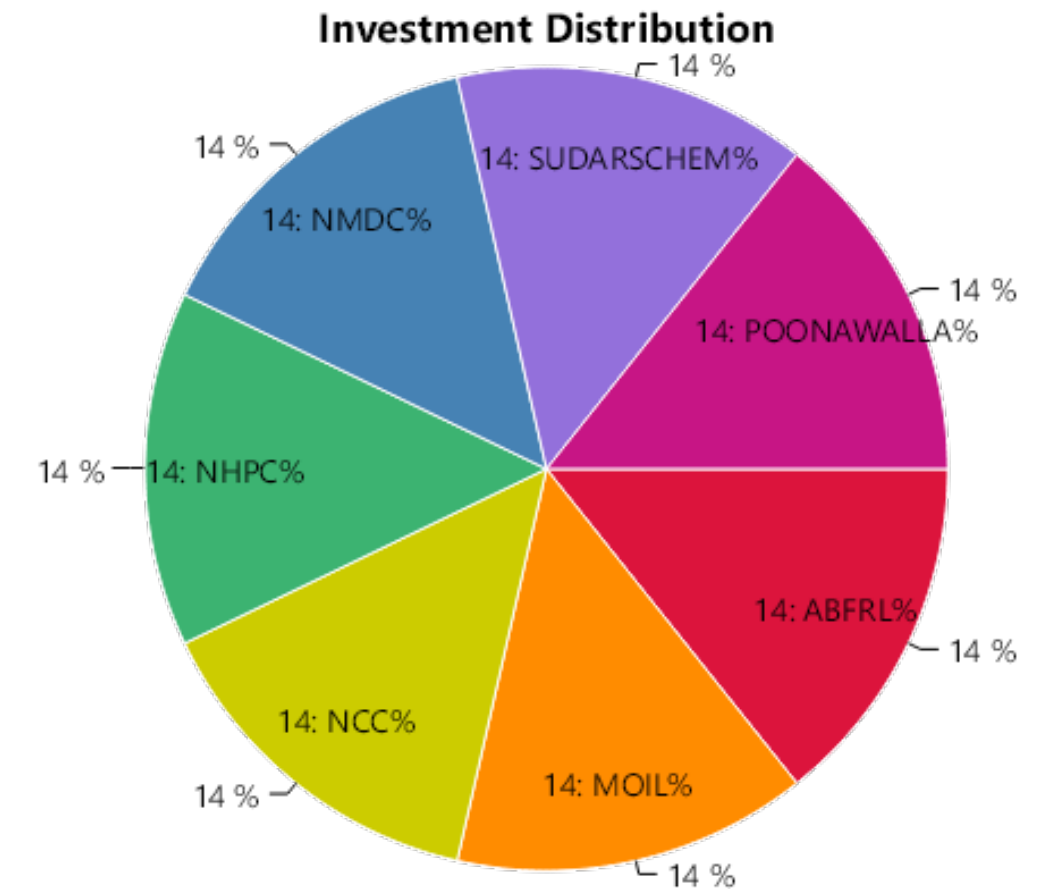
** Includes unrealized gains for open stocks, if any.

STOCK WISE PERFORMANCE SUMMARY

Sr No.	Stock Name	Status	Amount Invested*	Sale Proceeds*	Profit/(Loss)**	%Return
1	ABFRL	Profit	82073.97	84825.10	2751.13	3.35%
2	MOIL	Profit	81682.30	84762.74	3080.44	3.77%
3	NCC	Profit	82011.69	85184.02	3172.33	3.87%
4	NHPC	Profit	82299.26	85179.83	2880.57	3.50%
5	NMDC	Profit	81586.26	84910.31	3324.05	4.07%
6	SUDARSCHEM	Profit	81764.39	92334.89	10570.50	12.93%
7	POONAWALLA	Loss	82285.71	64325.58	-17960.13	-21.83%
Total			573703.58	581522.47	7818.89	1.36%

OVERALL PERFORMANCE SUMMARY

Amount Invested	Sale Proceeds	Profit/(Loss)	%Return
573703.58	581522.47	7818.89	1.36%



* We have considered the market value for open stocks as on the previous day prior to the report for open stocks.

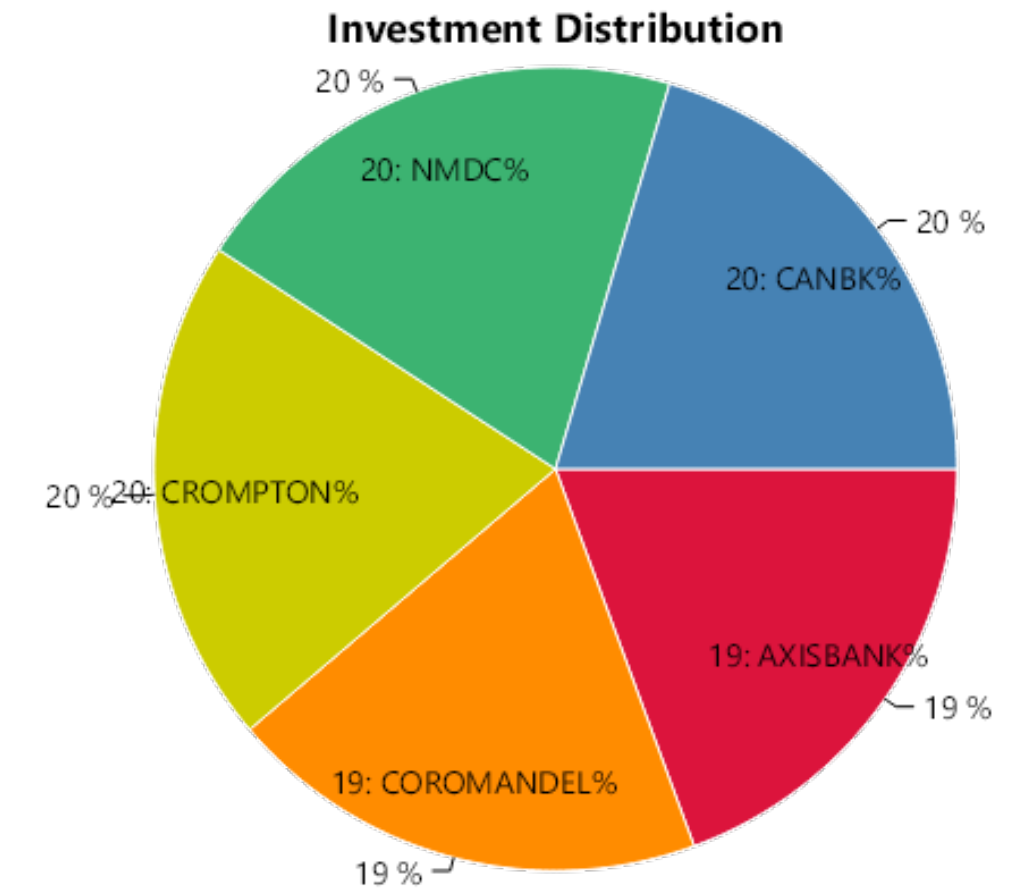
** Includes unrealized gains for open stocks, if any.

STOCK WISE PERFORMANCE SUMMARY

Sr No.	Stock Name	Status	Amount Invested*	Sale Proceeds*	Profit/(Loss)**	%Return
1	AXISBANK	Profit	55562.24	58316.04	2753.80	4.96%
2	COROMANDEL	Profit	54989.52	57406.73	2417.21	4.40%
3	CROMPTON	Profit	55949.60	58312.56	2362.96	4.22%
4	NMDC	Profit	55896.42	58269.25	2372.83	4.25%
5	CMSINFO	Out of range	0.00	0.00	0.00	0%
6	CANBK	Loss	55741.12	43561.52	-12179.60	-21.85%
Total			278138.90	275866.10	-2272.80	-0.82%

OVERALL PERFORMANCE SUMMARY

Amount Invested	Sale Proceeds	Profit/(Loss)	%Return
278138.90	275866.10	-2272.80	-0.82%



* We have considered the market value for open stocks as on the previous day prior to the report for open stocks.

** Includes unrealized gains for open stocks, if any.

STOCK WISE PERFORMANCE SUMMARY

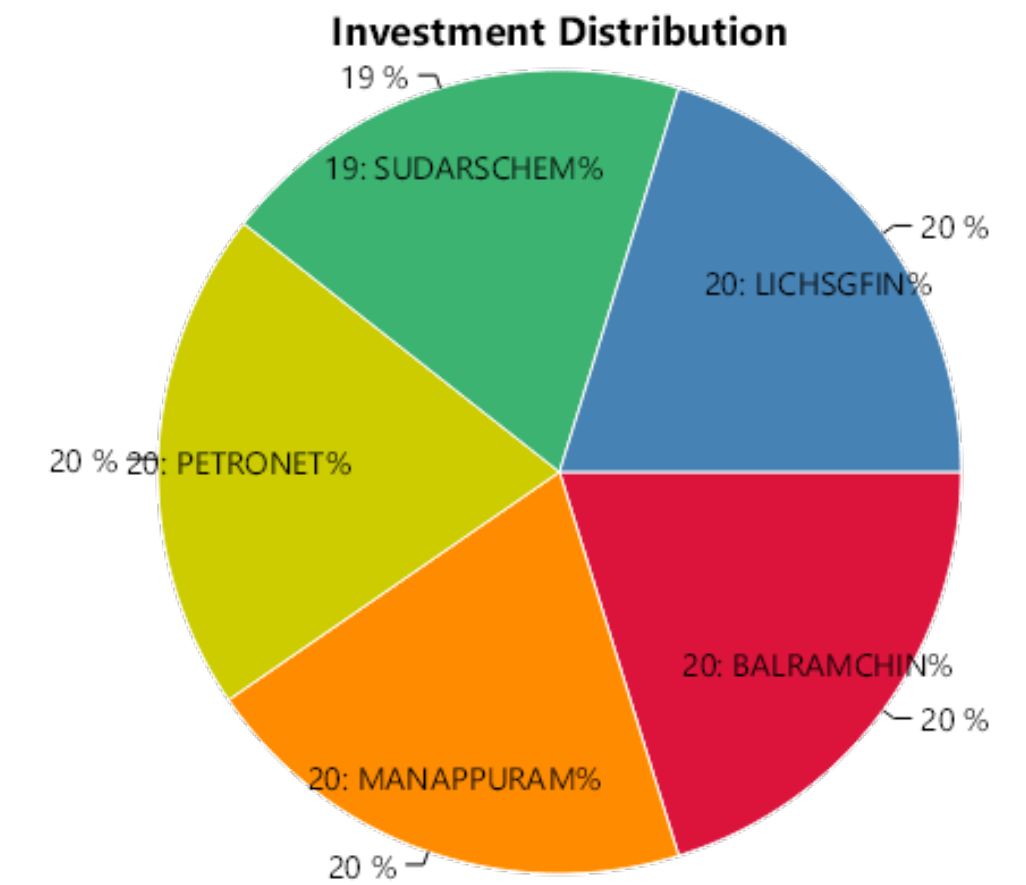
Sr No.	Stock Name	Status	Amount Invested*	Sale Proceeds*	Profit/(Loss)**	%Return
1	BALRAMCHIN	Profit	70717.27	73297.46	2580.19	3.65%
2	MANAPPURAM	Profit	70807.55	73601.53	2793.98	3.95%
3	PETRONET	Profit	70843.67	73821.00	2977.33	4.20%
4	SUDARSCHEM	Profit	70105.19	73306.33	3201.14	4.57%
5	CMSINFO	Out of range	0.00	0.00	0.00	0%
6	LICHSGFIN	Loss	70735.30	55821.55	-14913.75	-21.08%
Total			353208.98	349847.87	-3361.11	-0.95%

OVERALL PERFORMANCE SUMMARY

Amount Invested	Sale Proceeds	Profit/(Loss)	%Return
353208.98	349847.87	-3361.11	-0.95%

* We have considered the market value for open stocks as on the previous day prior to the report for open stocks.

** Includes unrealized gains for open stocks, if any.

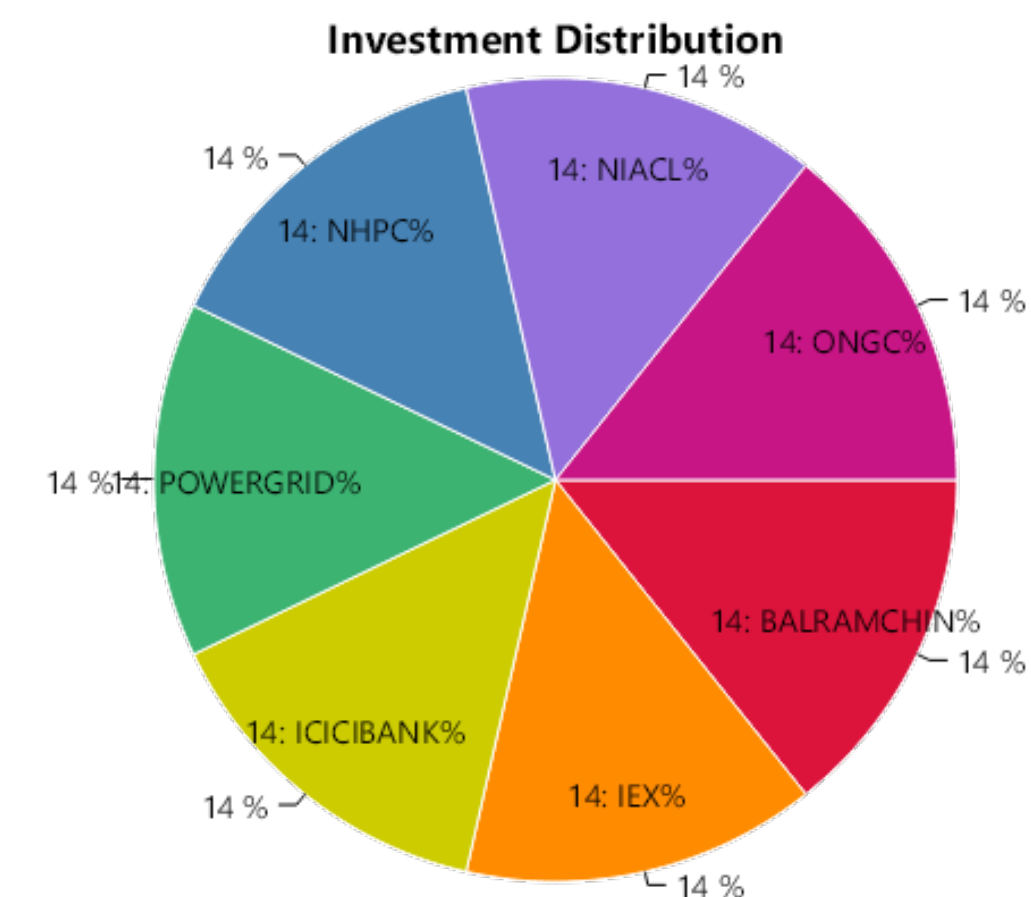


STOCK WISE PERFORMANCE SUMMARY

Sr No.	Stock Name	Status	Amount Invested*	Sale Proceeds*	Profit/(Loss)**	%Return
1	BALRAMCHIN	Profit	37420.26	40232.10	2811.84	7.51%
2	IEX	Profit	37533.51	40640.12	3106.61	8.28%
3	ICICIBANK	Open	36668.14	42423.50	5755.36	15.70%
4	POWERGRID	Open	37475.86	28355.00	-9120.86	-24.34%
5	NHPC	Loss	37545.09	30727.07	-6818.02	-18.16%
6	NIACL	Loss	37392.56	29931.53	-7461.03	-19.95%
7	ONGC	Loss	37338.36	30802.87	-6535.49	-17.50%
Total			261373.78	243112.19	-18261.59	-6.99%

OVERALL PERFORMANCE SUMMARY

Amount Invested	Sale Proceeds	Profit/(Loss)	%Return
261373.78	243112.19	-18261.59	-6.99%



* We have considered the market value for open stocks as on the previous day prior to the report for open stocks.

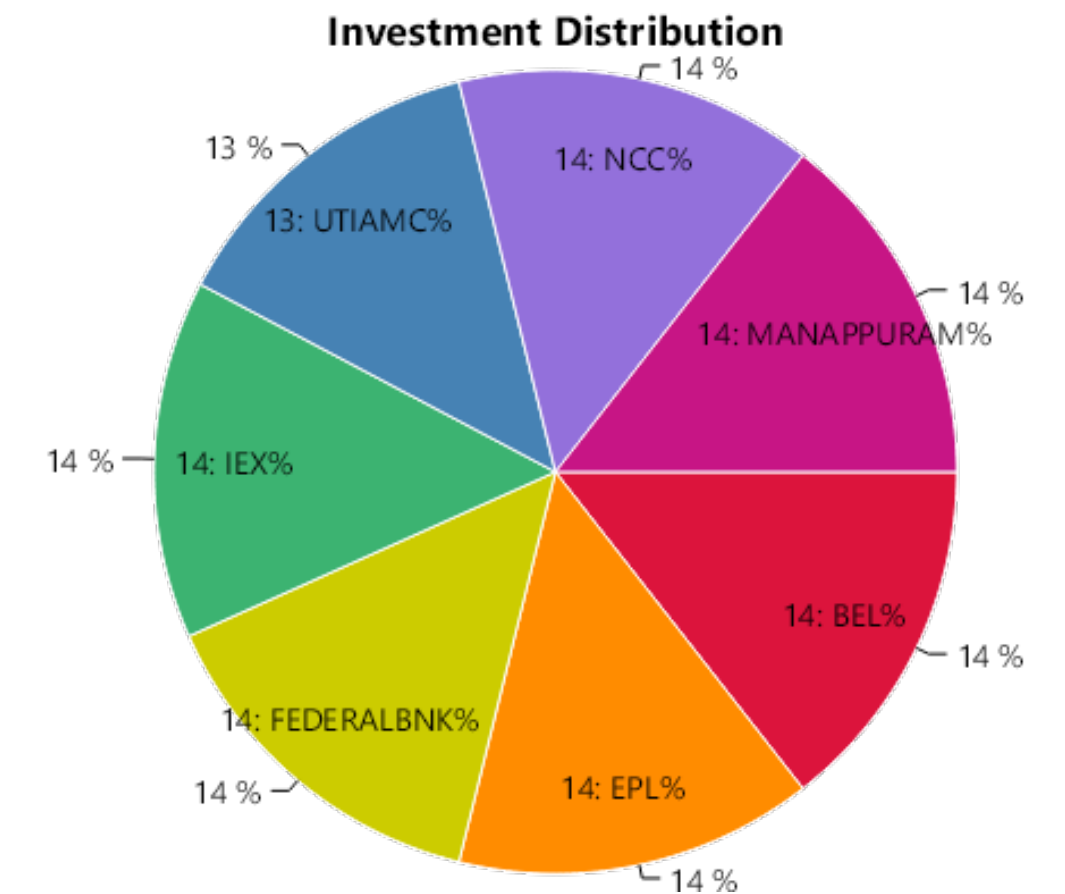
** Includes unrealized gains for open stocks, if any.

STOCK WISE PERFORMANCE SUMMARY

Sr No.	Stock Name	Status	Amount Invested*	Sale Proceeds*	Profit/(Loss)**	%Return
1	BEL	Profit	28787.12	30022.18	1235.06	4.29%
2	EPL	Profit	29082.58	30391.10	1308.52	4.50%
3	FEDERALBNK	Profit	28937.07	30119.55	1182.48	4.09%
4	IEX	Profit	28942.08	30137.42	1195.34	4.13%
5	UTIAMC	Profit	27986.72	29197.49	1210.77	4.33%
6	NCC	Open	28804.10	13936.51	-14867.59	-51.62%
7	MANAPPURAM	Loss	28877.86	22692.41	-6185.45	-21.42%
Total			201417.53	186496.66	-14920.87	-7.41%

OVERALL PERFORMANCE SUMMARY

Amount Invested	Sale Proceeds	Profit/(Loss)	%Return
201417.53	186496.66	-14920.87	-7.41%



* We have considered the market value for open stocks as on the previous day prior to the report for open stocks.

** Includes unrealized gains for open stocks, if any.

STOCK WISE PERFORMANCE SUMMARY

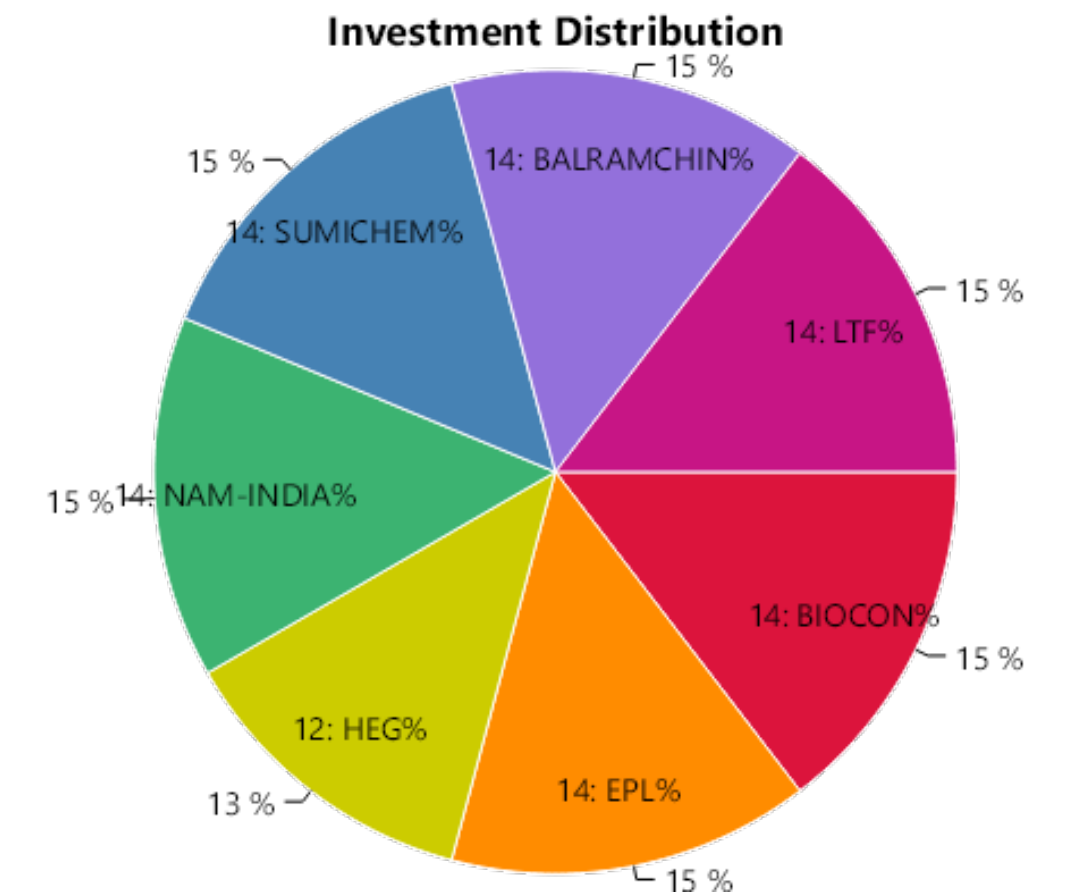
Sr No.	Stock Name	Status	Amount Invested*	Sale Proceeds*	Profit/(Loss)**	%Return
1	BIOCON	Profit	19083.64	19866.99	783.35	4.10%
2	EPL	Profit	19066.06	19706.09	640.03	3.36%
3	HEG	Profit	16973.88	17702.52	728.64	4.29%
4	NAM-INDIA	Profit	18713.35	19460.39	747.04	3.99%
5	SUMICHEM	Profit	18907.74	19642.54	734.80	3.89%
6	BALRAMCHIN	Loss	18825.81	14859.27	-3966.54	-21.07%
7	LTF	Loss	19083.00	15173.49	-3909.51	-20.49%
Total			130653.48	126411.29	-4242.19	-3.25%

OVERALL PERFORMANCE SUMMARY

Amount Invested	Sale Proceeds	Profit/(Loss)	%Return
130653.48	126411.29	-4242.19	-3.25%

* We have considered the market value for open stocks as on the previous day prior to the report for open stocks.

** Includes unrealized gains for open stocks, if any.



Contact Details

 LKP Securities Ltd, SPIP Division

 91 22 66351336 / 91 22 66351337  spip@lkpsec.com

 Registered Office: 203, Embassy Centre, Nariman Point, Mumbai - 400021.

 Registered Office: 2nd Floor, Gala Impecca, Andheri Kurla Road, Near Hotel Courtyard Marriott, Chakala, Andheri (East), Mumbai-400059.

Compliance & Grievance Officer

 Mr. Ritesh Tiwari

 022-6635 1234

 ho_compliance@lkpsec.com

Disclaimer & Disclosure : LKP Securities Ltd. (CIN-U67120MH1994PLC080039, www.Lkpsec.com) and its affiliates are a full- fledged, brokerage and financing group. LKP Securities Ltd is a SEBI registered Research Analyst with registration number INH000001758. LKP is a corporate trading member of Bombay Stock Exchange Limited (BSE), National Stock Exchange of India Limited (NSE) and Metropolitan Stock Exchange of India Limited (MSEI). LKP along with its subsidiaries offers the most comprehensive avenues for investments and is engaged in the businesses including stock broking (Institutional and retail), merchant banking, commodity broking, depository participant rendered in connection with distribution of primary market issues and financial products like mutual funds etc.

LKP offers research services to clients. The analyst for this report certifies that all of the views expressed in this report accurately reflect his or her personal views about the subject company or companies and its or their securities, and no part of his or her compensation was, is or will be, directly or indirectly related to specific recommendations or views expressed in this report.

Further, the information in the document has been printed on the basis of publicly available information; internal data and other sources believed to be true and are for general guidance only but which may have not been verified independently. While every effort is made to ensure the accuracy and completeness of information contained, the company takes no responsibility and assumes no liability for any error/ omission or accuracy of the information. Recipients of this material should rely on their own judgments and conclusions from relevant sources before making any investment. The investments discussed or recommended in this report may not be suitable for all investors. Opinion expressed is the current opinion as of the date appearing on the material only. Value of the investments referred to in this material are subject to volatility. Past performance is not a guide for future performance. Investment in securities market are subject to market risks. Read all the related documents carefully before investing. Registration granted by SEBI and certification from NISM in no way guarantee performance of the intermediary or provide any assurance of returns to investors. These securities quoted are for illustration only and are not recommendatory.

Mr. S. Ranganathan (Advisor) - SEBI Registration No-INH2200252399,
Mr. Kunal Bothra (Research Analyst) - SEBI Registered No. INH000005263



THANK YOU