

SPIP Performance Report 2024-2025

Client Name : KANJI RAMJI BERA HUF

Client Code : RA001031

Date : 23/12/2025



Sr No.	Month	Amount Invested	Sale Proceeds*	Profit/(Loss)**	%Return
1	May-2024	706983.58	717181.86	10198.28	1.44%
2	Jun-2024	615069.07	668172.06	53102.99	8.63%
3	Jul-2024	530478.11	525467.22	-5010.89	-0.94%
4	Aug-2024	635003.81	574835.17	-60168.64	-9.48%
5	Sep-2024	322969.82	352121.55	29151.73	9.03%
6	Oct-2024	243741.33	248188.81	4447.48	1.82%

* We have considered the market value for open stocks as on the previous day prior to the report for open stocks.

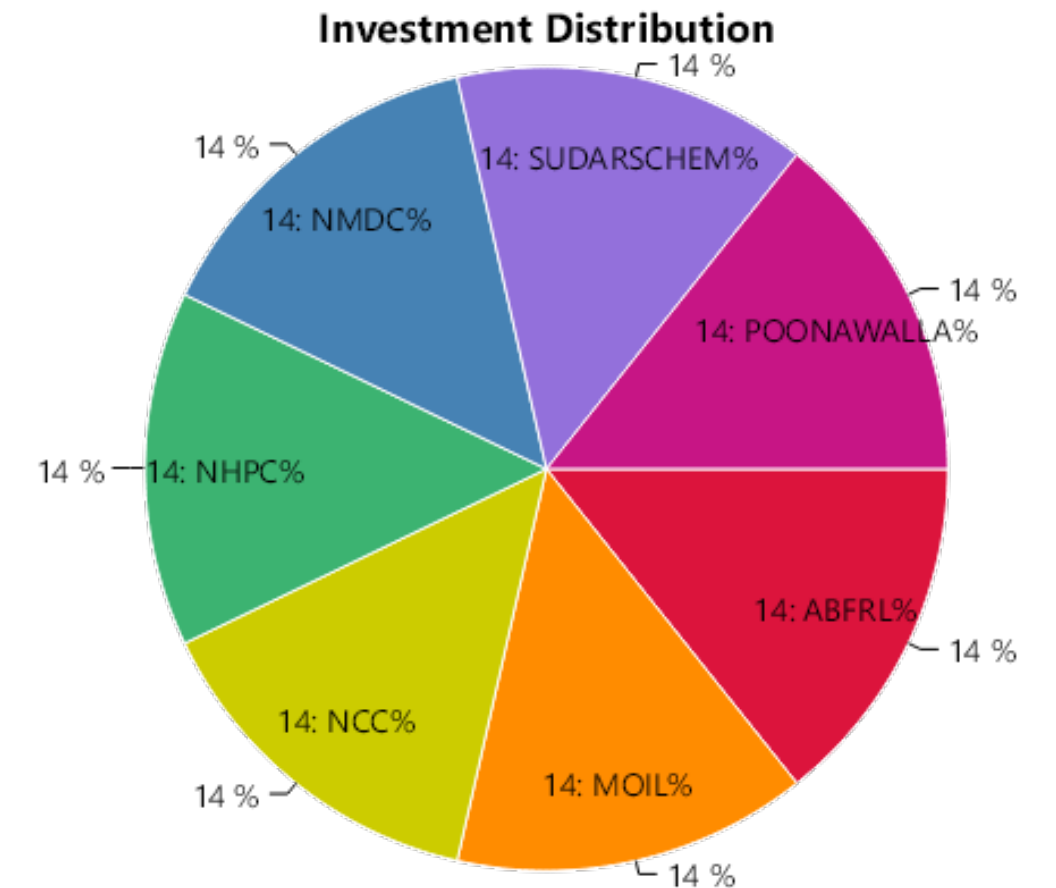
** Includes unrealized gains for open stocks, if any.

STOCK WISE PERFORMANCE SUMMARY

Sr No.	Stock Name	Status	Amount Invested*	Sale Proceeds*	Profit/(Loss)**	%Return
1	ABFRL	Profit	101233.67	104626.54	3392.87	3.35%
2	MOIL	Profit	100457.65	104431.18	3973.53	3.96%
3	NCC	Profit	101130.52	105120.60	3990.08	3.95%
4	NHPC	Profit	101408.54	104957.20	3548.66	3.50%
5	NMDC	Profit	100475.01	104722.71	4247.70	4.23%
6	SUDARSCHEM	Profit	101268.30	114359.59	13091.29	12.93%
7	POONAWALLA	Loss	101009.89	78964.04	-22045.85	-21.83%
Total			706983.58	717181.86	10198.28	1.44%

OVERALL PERFORMANCE SUMMARY

Amount Invested	Sale Proceeds	Profit/(Loss)	%Return
706983.58	717181.86	10198.28	1.44%



* We have considered the market value for open stocks as on the previous day prior to the report for open stocks.

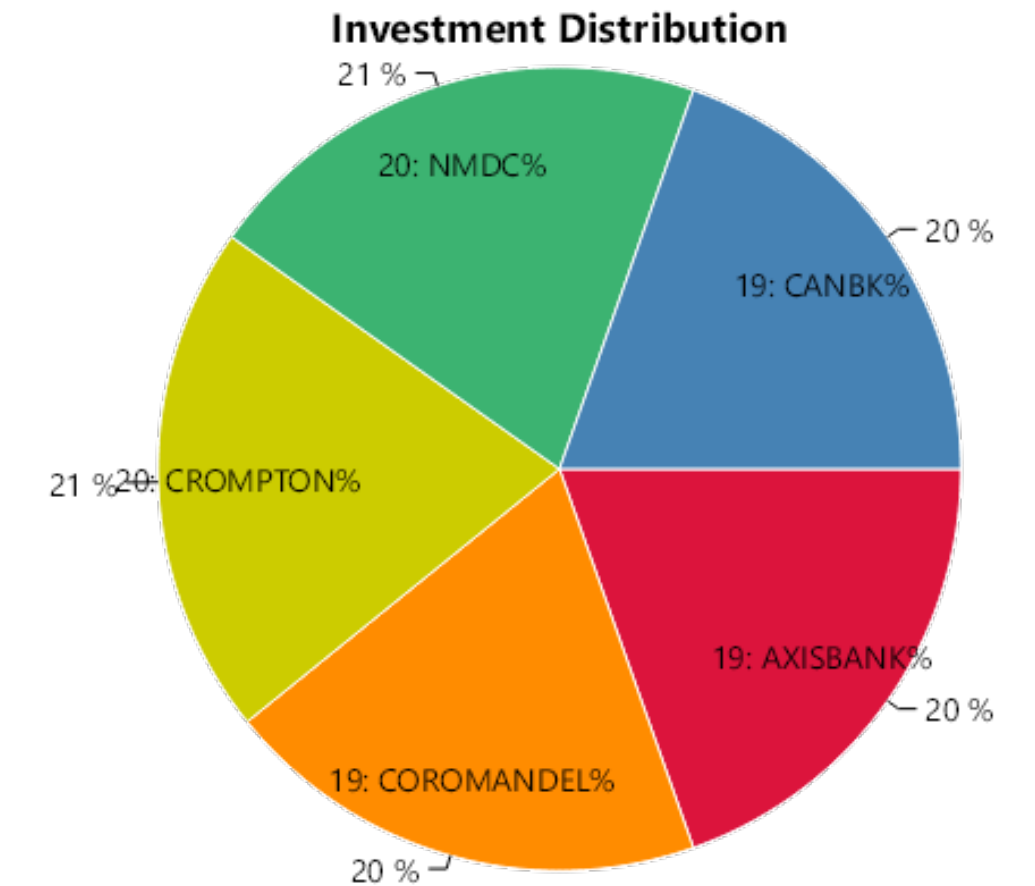
** Includes unrealized gains for open stocks, if any.

STOCK WISE PERFORMANCE SUMMARY

Sr No.	Stock Name	Status	Amount Invested*	Sale Proceeds*	Profit/(Loss)**	%Return
1	AXISBANK	Profit	122946.54	129040.20	6093.66	4.96%
2	COROMANDEL	Profit	122668.97	128053.98	5385.01	4.39%
3	CROMPTON	Profit	123251.62	128456.88	5205.26	4.22%
4	NMDC	Profit	123331.41	128563.50	5232.09	4.24%
5	CANBK	Open	122870.53	154057.50	31186.97	25.38%
6	CMSINFO	Out of range	0.00	0.00	0.00	0%
Total			615069.07	668172.06	53102.99	8.63%

OVERALL PERFORMANCE SUMMARY

Amount Invested	Sale Proceeds	Profit/(Loss)	%Return
615069.07	668172.06	53102.99	8.63%



* We have considered the market value for open stocks as on the previous day prior to the report for open stocks.

** Includes unrealized gains for open stocks, if any.

STOCK WISE PERFORMANCE SUMMARY

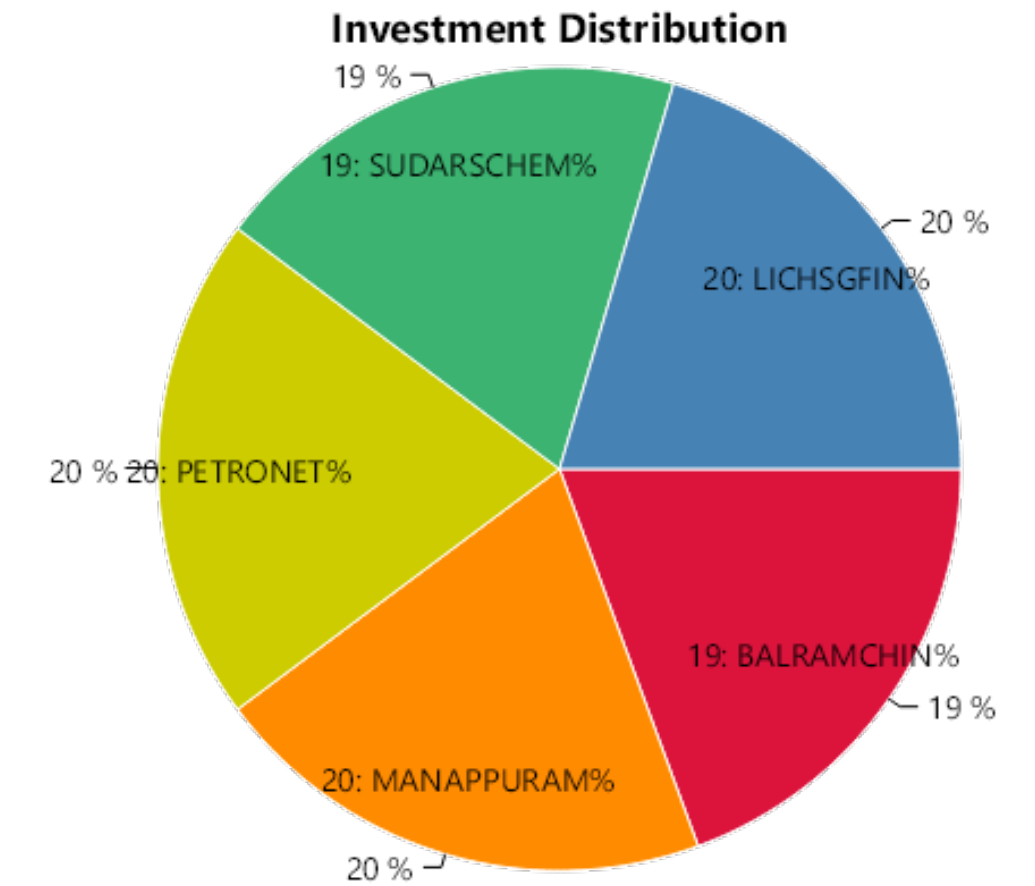
Sr No.	Stock Name	Status	Amount Invested*	Sale Proceeds*	Profit/(Loss)**	%Return
1	BALRAMCHIN	Profit	106075.22	109946.62	3871.40	3.65%
2	MANAPPURAM	Profit	106421.70	110621.33	4199.63	3.95%
3	PETRONET	Profit	106266.66	110731.05	4464.39	4.20%
4	SUDARSCHEM	Profit	105612.26	110435.42	4823.16	4.57%
5	CMSINFO	Out of range	0.00	0.00	0.00	0%
6	LICHSGFIN	Loss	106102.27	83732.80	-22369.47	-21.08%
Total			530478.11	525467.22	-5010.89	-0.94%

OVERALL PERFORMANCE SUMMARY

Amount Invested	Sale Proceeds	Profit/(Loss)	%Return
530478.11	525467.22	-5010.89	-0.94%

* We have considered the market value for open stocks as on the previous day prior to the report for open stocks.

** Includes unrealized gains for open stocks, if any.



STOCK WISE PERFORMANCE SUMMARY

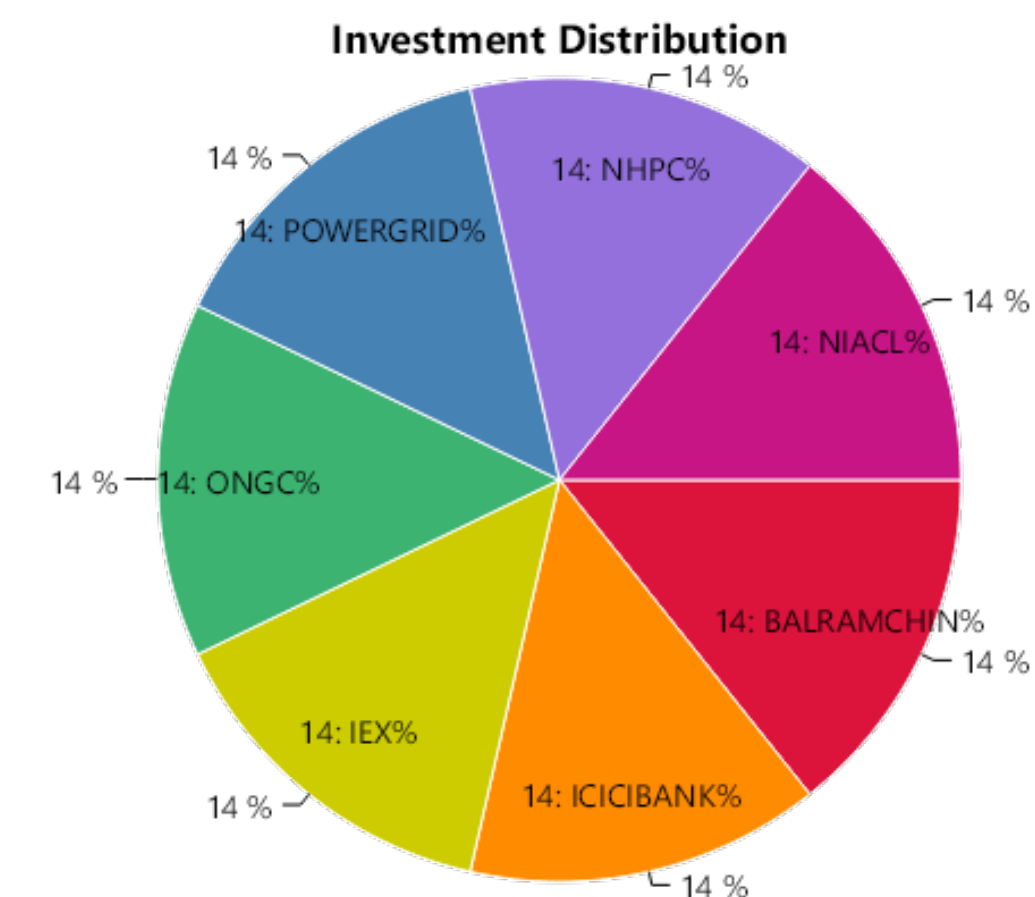
Sr No.	Stock Name	Status	Amount Invested*	Sale Proceeds*	Profit/(Loss)**	%Return
1	BALRAMCHIN	Profit	90471.96	97264.95	6792.99	7.51%
2	ICICIBANK	Profit	91082.79	97440.42	6357.63	6.98%
3	IEX	Profit	90761.52	98198.73	7437.21	8.19%
4	ONGC	Open	90634.40	66507.12	-24127.28	-26.62%
5	POWERGRID	Open	90712.95	68635.00	-22077.95	-24.34%
6	NHPC	Loss	90768.11	74288.61	-16479.50	-18.16%
7	NIACL	Loss	90572.08	72500.34	-18071.74	-19.95%
Total			635003.81	574835.17	-60168.64	-9.48%

OVERALL PERFORMANCE SUMMARY

Amount Invested	Sale Proceeds	Profit/(Loss)	%Return
635003.81	574835.17	-60168.64	-9.48%

* We have considered the market value for open stocks as on the previous day prior to the report for open stocks.

** Includes unrealized gains for open stocks, if any.

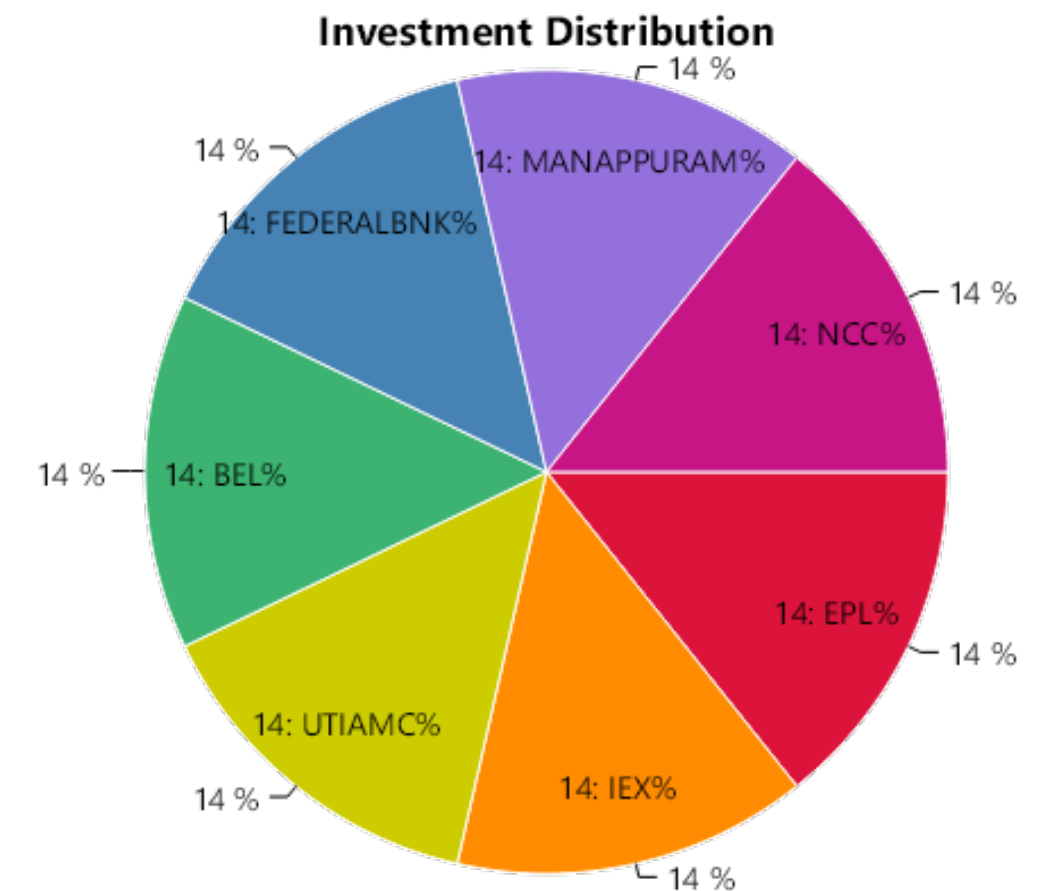


STOCK WISE PERFORMANCE SUMMARY

Sr No.	Stock Name	Status	Amount Invested*	Sale Proceeds*	Profit/(Loss)**	%Return
1	EPL	Profit	46278.96	48361.41	2082.45	4.50%
2	IEX	Profit	46307.39	48220.38	1912.99	4.13%
3	UTIAMC	Profit	45478.80	47445.84	1967.04	4.33%
4	BEL	Open	46058.97	60640.40	14581.43	31.66%
5	FEDERALBNK	Open	46182.35	62711.95	16529.60	35.79%
6	MANAPPURAM	Open	46381.18	62349.20	15968.02	34.43%
7	NCC	Open	46282.17	22392.37	-23889.80	-51.62%
Total			322969.82	352121.55	29151.73	9.03%

OVERALL PERFORMANCE SUMMARY

Amount Invested	Sale Proceeds	Profit/(Loss)	%Return
322969.82	352121.55	29151.73	9.03%



* We have considered the market value for open stocks as on the previous day prior to the report for open stocks.

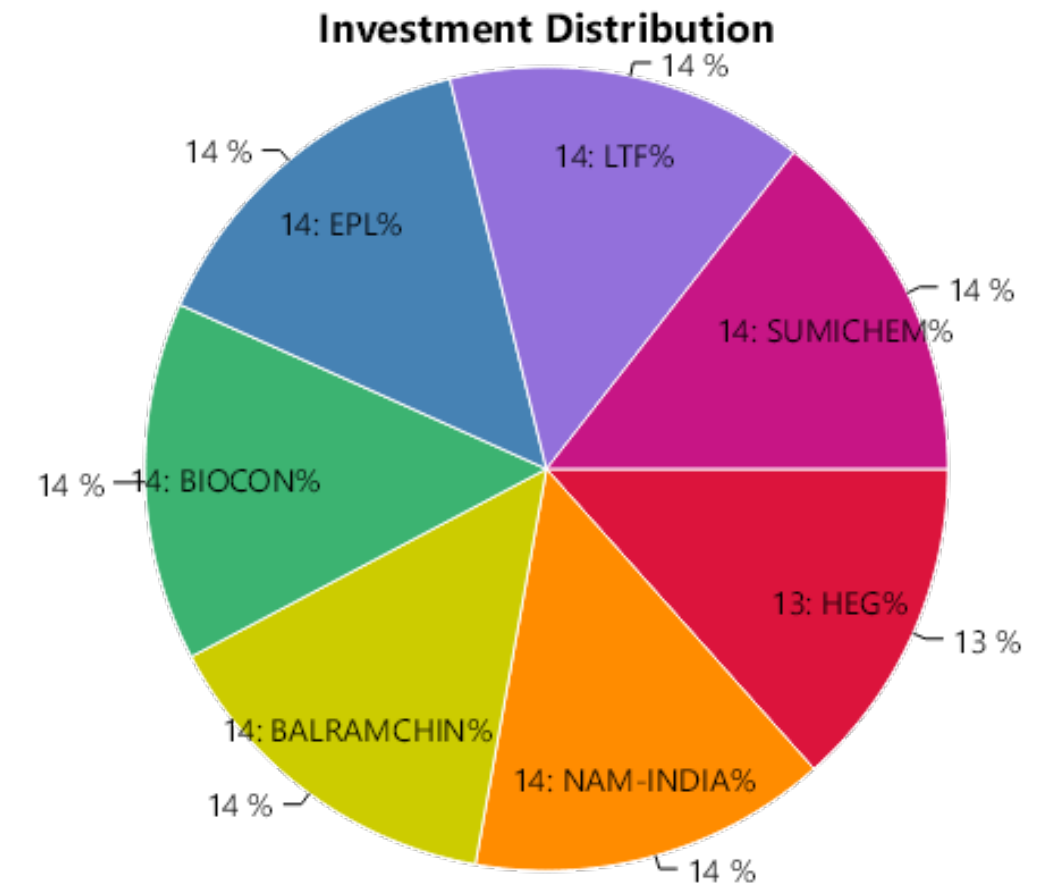
** Includes unrealized gains for open stocks, if any.

STOCK WISE PERFORMANCE SUMMARY

Sr No.	Stock Name	Status	Amount Invested*	Sale Proceeds*	Profit/(Loss)**	%Return
1	HEG	Profit	33947.76	35405.02	1457.26	4.29%
2	NAM-INDIA	Profit	34753.16	36142.14	1388.98	4.00%
3	BALRAMCHIN	Open	34957.11	22934.60	-12022.51	-34.39%
4	BIOCON	Open	34960.19	38732.10	3771.91	10.79%
5	EPL	Open	35178.74	28066.75	-7111.99	-20.22%
6	LTF	Open	34909.44	58243.20	23333.76	66.84%
7	SUMICHEM	Open	35034.93	28665.00	-6369.93	-18.18%
Total			243741.33	248188.81	4447.48	1.82%

OVERALL PERFORMANCE SUMMARY

Amount Invested	Sale Proceeds	Profit/(Loss)	%Return
243741.33	248188.81	4447.48	1.82%



* We have considered the market value for open stocks as on the previous day prior to the report for open stocks.

** Includes unrealized gains for open stocks, if any.

Contact Details

 LKP Securities Ltd, SPIP Division

 91 22 66351336 / 91 22 66351337  spip@lkpsec.com

 Registered Office: 203, Embassy Centre, Nariman Point, Mumbai - 400021.

 Registered Office: 2nd Floor, Gala Impecca, Andheri Kurla Road, Near Hotel Courtyard Marriott, Chakala, Andheri (East), Mumbai-400059.

Compliance & Grievance Officer

 Mr. Ritesh Tiwari

 022-6635 1234

 ho_compliance@lkpsec.com

Disclaimer & Disclosure : LKP Securities Ltd. (CIN-U67120MH1994PLC080039, www.Lkpsec.com) and its affiliates are a full- fledged, brokerage and financing group. LKP Securities Ltd is a SEBI registered Research Analyst with registration number INH000001758. LKP is a corporate trading member of Bombay Stock Exchange Limited (BSE), National Stock Exchange of India Limited (NSE) and Metropolitan Stock Exchange of India Limited (MSEI). LKP along with its subsidiaries offers the most comprehensive avenues for investments and is engaged in the businesses including stock broking (Institutional and retail), merchant banking, commodity broking, depository participant rendered in connection with distribution of primary market issues and financial products like mutual funds etc.

LKP offers research services to clients. The analyst for this report certifies that all of the views expressed in this report accurately reflect his or her personal views about the subject company or companies and its or their securities, and no part of his or her compensation was, is or will be, directly or indirectly related to specific recommendations or views expressed in this report.

Further, the information in the document has been printed on the basis of publicly available information; internal data and other sources believed to be true and are for general guidance only but which may have not been verified independently. While every effort is made to ensure the accuracy and completeness of information contained, the company takes no responsibility and assumes no liability for any error/ omission or accuracy of the information. Recipients of this material should rely on their own judgments and conclusions from relevant sources before making any investment. The investments discussed or recommended in this report may not be suitable for all investors. Opinion expressed is the current opinion as of the date appearing on the material only. Value of the investments referred to in this material are subject to volatility. Past performance is not a guide for future performance. Investment in securities market are subject to market risks. Read all the related documents carefully before investing. Registration granted by SEBI and certification from NISM in no way guarantee performance of the intermediary or provide any assurance of returns to investors. These securities quoted are for illustration only and are not recommendatory.

Mr. S. Ranganathan (Advisor) - SEBI Registration No-INH2200252399,
Mr. Kunal Bothra (Research Analyst) - SEBI Registered No. INH000005263

THANK YOU