

SPIP Performance Report 2024-2025

Client Name : NARAN KESHA BHUTAK

Client Code : RA001032

Date : 23/12/2025



Sr No.	Month	Amount Invested	Sale Proceeds*	Profit/(Loss)**	%Return
1	May-2024	672443.83	681763.71	9319.88	1.39%
2	Jun-2024	600169.17	595329.62	-4839.55	-0.81%
3	Jul-2024	535558.24	530550.09	-5008.15	-0.94%
4	Aug-2024	629762.15	586246.81	-43515.34	-6.91%
5	Sep-2024	370903.98	343453.96	-27450.02	-7.40%
6	Oct-2024	255789.80	247878.98	-7910.82	-3.09%

* We have considered the market value for open stocks as on the previous day prior to the report for open stocks.

** Includes unrealized gains for open stocks, if any.

STOCK WISE PERFORMANCE SUMMARY

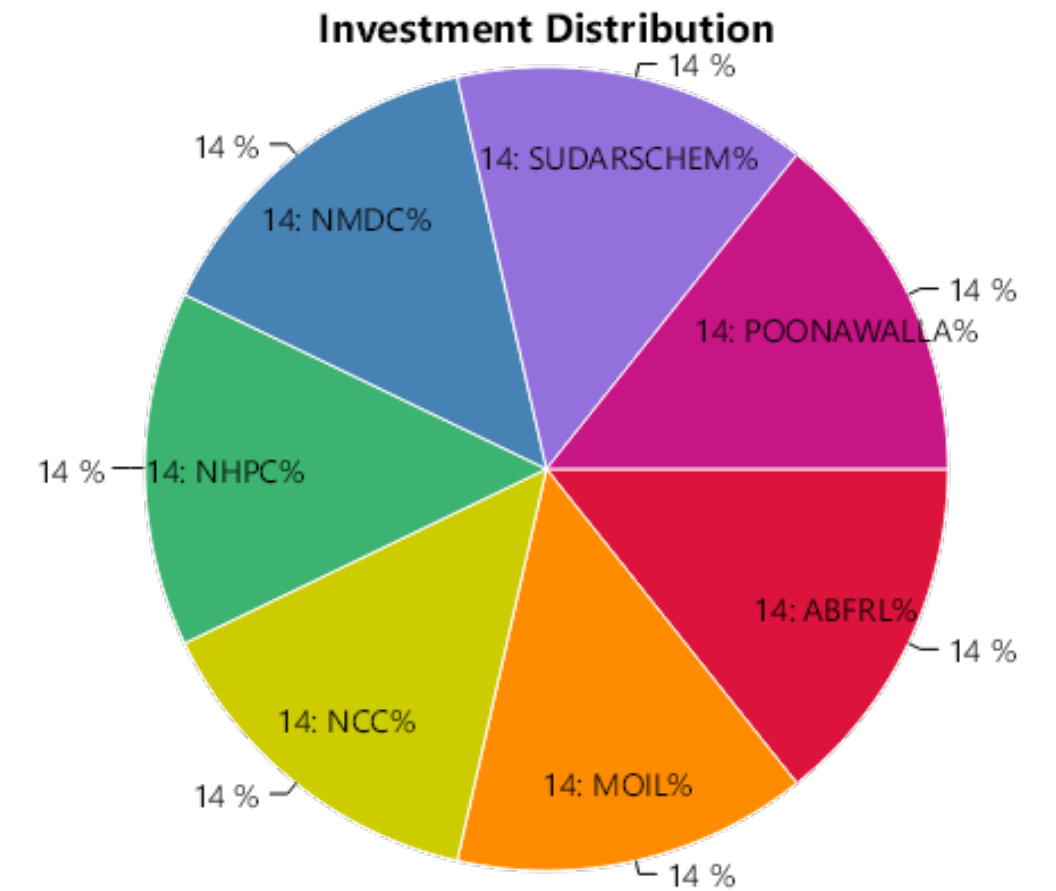
Sr No.	Stock Name	Status	Amount Invested*	Sale Proceeds*	Profit/(Loss)**	%Return
1	ABFRL	Profit	96313.88	99542.39	3228.51	3.35%
2	MOIL	Profit	95629.49	99279.67	3650.18	3.82%
3	NCC	Profit	96219.84	99942.08	3722.24	3.87%
4	NHPC	Profit	96453.88	99829.55	3375.67	3.50%
5	NMDC	Profit	95727.83	99628.09	3900.26	4.07%
6	SUDARSCHEM	Profit	96016.84	108429.66	12412.82	12.93%
7	POONAWALLA	Loss	96082.07	75112.27	-20969.80	-21.82%
Total			672443.83	681763.71	9319.88	1.39%

OVERALL PERFORMANCE SUMMARY

Amount Invested	Sale Proceeds	Profit/(Loss)	%Return
672443.83	681763.71	9319.88	1.39%

* We have considered the market value for open stocks as on the previous day prior to the report for open stocks.

** Includes unrealized gains for open stocks, if any.

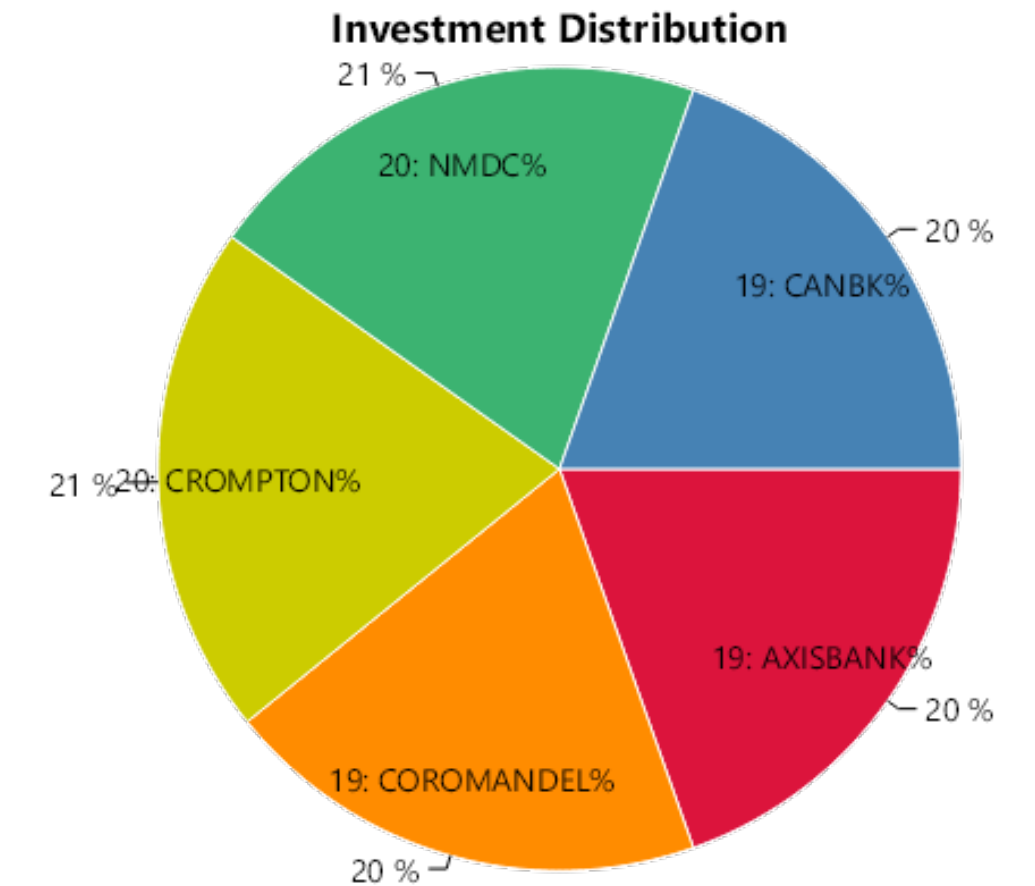


STOCK WISE PERFORMANCE SUMMARY

Sr No.	Stock Name	Status	Amount Invested*	Sale Proceeds*	Profit/(Loss)**	%Return
1	AXISBANK	Profit	119400.45	125317.16	5916.71	4.96%
2	COROMANDEL	Profit	119849.30	125118.04	5268.74	4.40%
3	CROMPTON	Profit	120414.04	125499.02	5084.98	4.22%
4	NMDC	Profit	120511.38	125623.42	5112.04	4.24%
5	CMSINFO	Out of range	0.00	0.00	0.00	0%
6	CANBK	Loss	119994.00	93771.98	-26222.02	-21.85%
Total			600169.17	595329.62	-4839.55	-0.81%

OVERALL PERFORMANCE SUMMARY

Amount Invested	Sale Proceeds	Profit/(Loss)	%Return
600169.17	595329.62	-4839.55	-0.81%



* We have considered the market value for open stocks as on the previous day prior to the report for open stocks.

** Includes unrealized gains for open stocks, if any.

STOCK WISE PERFORMANCE SUMMARY

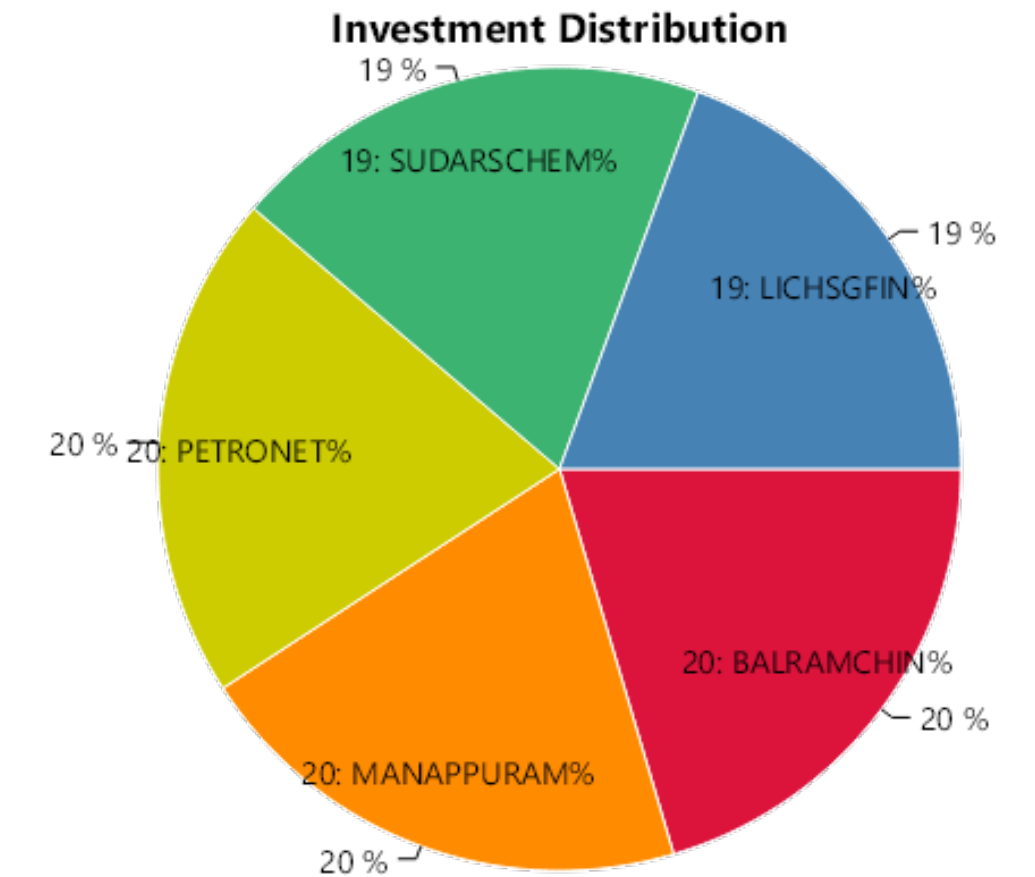
Sr No.	Stock Name	Status	Amount Invested*	Sale Proceeds*	Profit/(Loss)**	%Return
1	BALRAMCHIN	Profit	107385.30	111303.34	3918.04	3.65%
2	MANAPPURAM	Profit	107475.28	111716.69	4241.41	3.95%
3	PETRONET	Profit	107269.07	111775.73	4506.66	4.20%
4	SUDARSCHEM	Profit	106522.61	111387.55	4864.94	4.57%
5	CMSINFO	Out of range	0.00	0.00	0.00	0%
6	LICHSGFIN	Loss	106905.98	84366.78	-22539.20	-21.08%
Total			535558.24	530550.09	-5008.15	-0.94%

OVERALL PERFORMANCE SUMMARY

Amount Invested	Sale Proceeds	Profit/(Loss)	%Return
535558.24	530550.09	-5008.15	-0.94%

* We have considered the market value for open stocks as on the previous day prior to the report for open stocks.

** Includes unrealized gains for open stocks, if any.

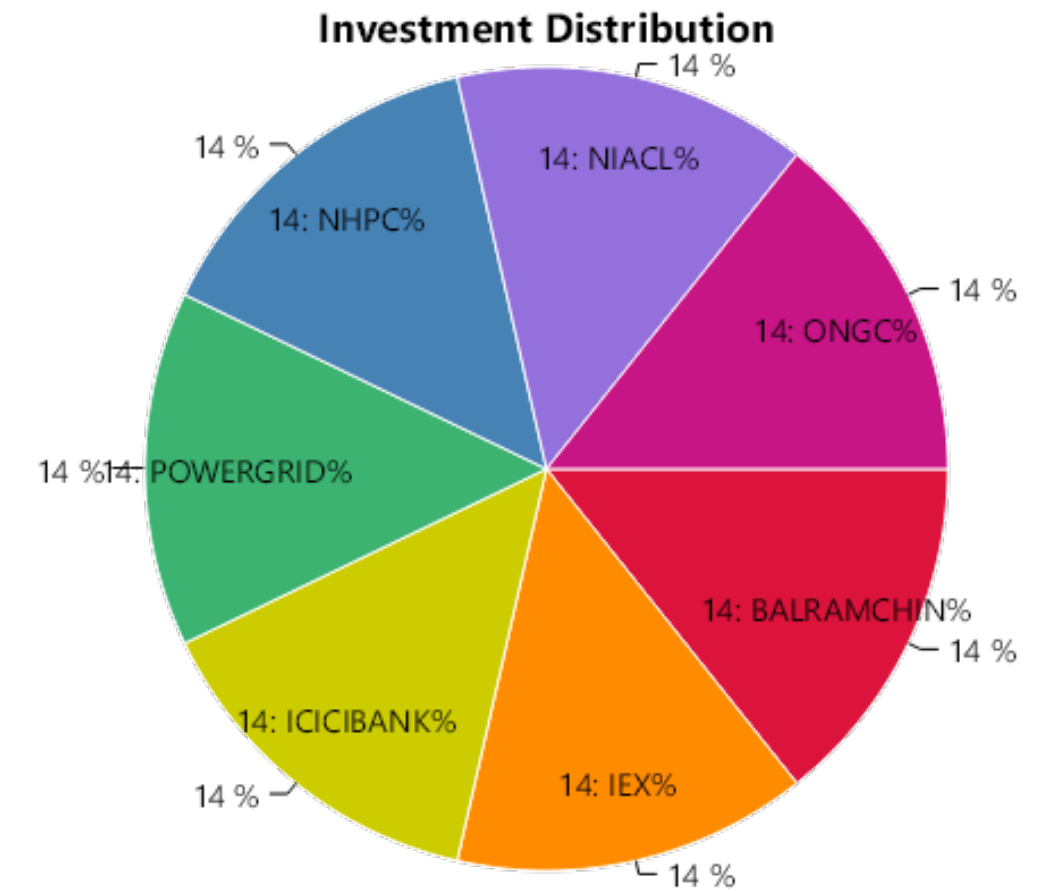


STOCK WISE PERFORMANCE SUMMARY

Sr No.	Stock Name	Status	Amount Invested*	Sale Proceeds*	Profit/(Loss)**	%Return
1	BALRAMCHIN	Profit	89997.62	96760.39	6762.77	7.51%
2	IEX	Profit	89777.00	97373.69	7596.69	8.46%
3	ICICIBANK	Open	89895.21	104006.00	14110.79	15.70%
4	POWERGRID	Open	90011.59	68105.00	-21906.59	-24.34%
5	NHPC	Loss	90068.24	73716.94	-16351.30	-18.15%
6	NIACL	Loss	90017.24	72056.75	-17960.49	-19.95%
7	ONGC	Loss	89995.25	74228.04	-15767.21	-17.52%
Total			629762.15	586246.81	-43515.34	-6.91%

OVERALL PERFORMANCE SUMMARY

Amount Invested	Sale Proceeds	Profit/(Loss)	%Return
629762.15	586246.81	-43515.34	-6.91%



* We have considered the market value for open stocks as on the previous day prior to the report for open stocks.

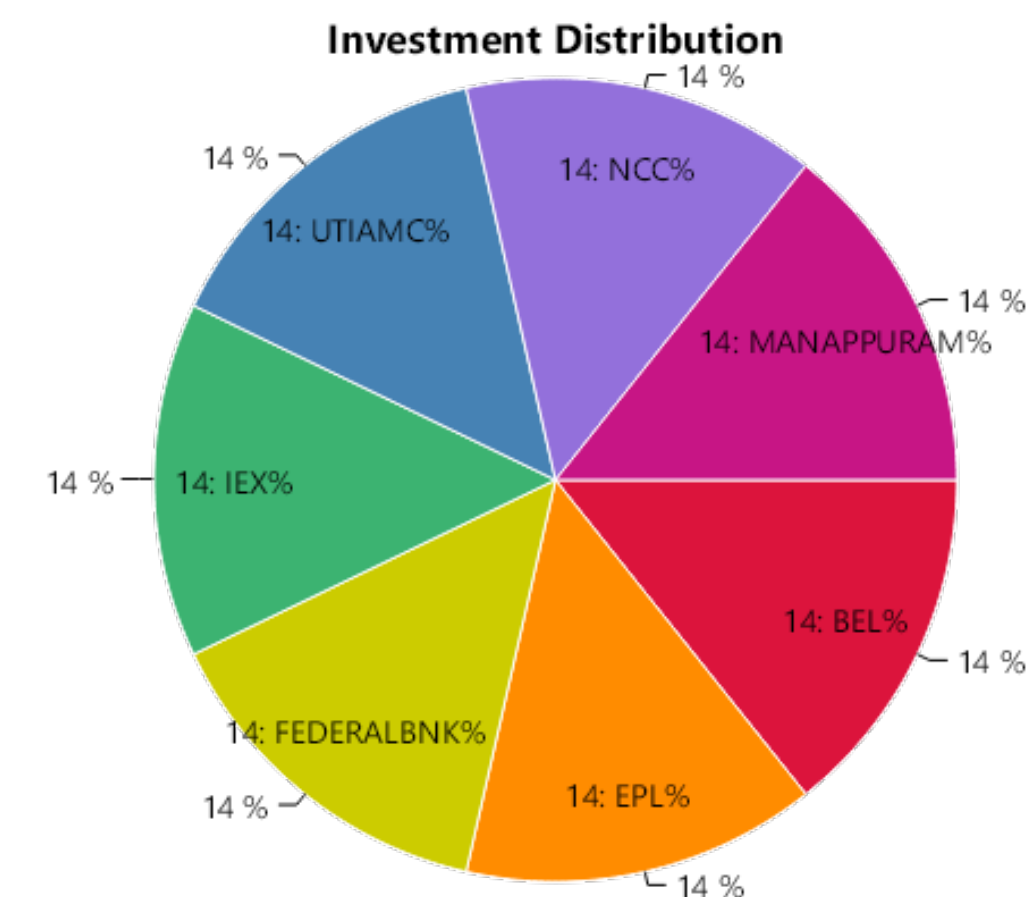
** Includes unrealized gains for open stocks, if any.

STOCK WISE PERFORMANCE SUMMARY

Sr No.	Stock Name	Status	Amount Invested*	Sale Proceeds*	Profit/(Loss)**	%Return
1	BEL	Profit	53028.60	55296.52	2267.92	4.28%
2	EPL	Profit	53106.96	55496.70	2389.74	4.50%
3	FEDERALBNK	Profit	52921.37	55082.75	2161.38	4.08%
4	IEX	Profit	53129.43	55323.34	2193.91	4.13%
5	UTIAMC	Profit	52475.51	54800.31	2324.80	4.43%
6	NCC	Open	53078.82	25680.76	-27398.06	-51.62%
7	MANAPPURAM	Loss	53163.29	41773.58	-11389.71	-21.42%
Total			370903.98	343453.96	-27450.02	-7.40%

OVERALL PERFORMANCE SUMMARY

Amount Invested	Sale Proceeds	Profit/(Loss)	%Return
370903.98	343453.96	-27450.02	-7.40%



* We have considered the market value for open stocks as on the previous day prior to the report for open stocks.

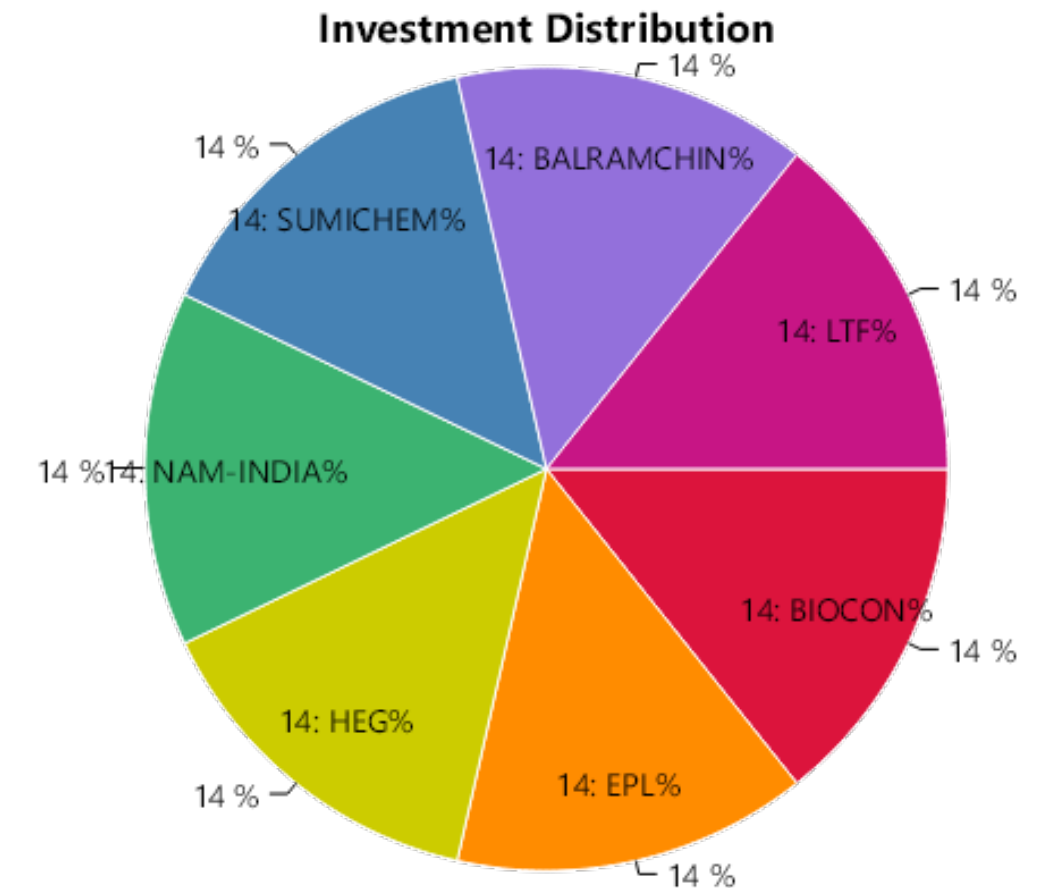
** Includes unrealized gains for open stocks, if any.

STOCK WISE PERFORMANCE SUMMARY

Sr No.	Stock Name	Status	Amount Invested*	Sale Proceeds*	Profit/(Loss)**	%Return
1	BIOCON	Profit	36356.97	37859.85	1502.88	4.13%
2	EPL	Profit	36789.98	38024.54	1234.56	3.36%
3	HEG	Profit	36372.60	37933.95	1561.35	4.29%
4	NAM-INDIA	Profit	36758.15	38227.35	1469.20	4.00%
5	SUMICHEM	Profit	36703.26	38130.42	1427.16	3.89%
6	BALRAMCHIN	Loss	36275.08	28656.75	-7618.33	-21.00%
7	LTF	Loss	36533.76	29046.12	-7487.64	-20.50%
Total			255789.80	247878.98	-7910.82	-3.09%

OVERALL PERFORMANCE SUMMARY

Amount Invested	Sale Proceeds	Profit/(Loss)	%Return
255789.80	247878.98	-7910.82	-3.09%



* We have considered the market value for open stocks as on the previous day prior to the report for open stocks.

** Includes unrealized gains for open stocks, if any.

Contact Details

 LKP Securities Ltd, SPIP Division

 91 22 66351336 / 91 22 66351337  spip@lkpsec.com

 Registered Office: 203, Embassy Centre, Nariman Point, Mumbai - 400021.

 Registered Office: 2nd Floor, Gala Impecca, Andheri Kurla Road, Near Hotel Courtyard Marriott, Chakala, Andheri (East), Mumbai-400059.

Compliance & Grievance Officer

 Mr. Ritesh Tiwari

 022-6635 1234

 ho_compliance@lkpsec.com

Disclaimer & Disclosure : LKP Securities Ltd. (CIN-U67120MH1994PLC080039, www.Lkpsec.com) and its affiliates are a full- fledged, brokerage and financing group. LKP Securities Ltd is a SEBI registered Research Analyst with registration number INH000001758. LKP is a corporate trading member of Bombay Stock Exchange Limited (BSE), National Stock Exchange of India Limited (NSE) and Metropolitan Stock Exchange of India Limited (MSEI). LKP along with its subsidiaries offers the most comprehensive avenues for investments and is engaged in the businesses including stock broking (Institutional and retail), merchant banking, commodity broking, depository participant rendered in connection with distribution of primary market issues and financial products like mutual funds etc.

LKP offers research services to clients. The analyst for this report certifies that all of the views expressed in this report accurately reflect his or her personal views about the subject company or companies and its or their securities, and no part of his or her compensation was, is or will be, directly or indirectly related to specific recommendations or views expressed in this report.

Further, the information in the document has been printed on the basis of publicly available information; internal data and other sources believed to be true and are for general guidance only but which may have not been verified independently. While every effort is made to ensure the accuracy and completeness of information contained, the company takes no responsibility and assumes no liability for any error/ omission or accuracy of the information. Recipients of this material should rely on their own judgments and conclusions from relevant sources before making any investment. The investments discussed or recommended in this report may not be suitable for all investors. Opinion expressed is the current opinion as of the date appearing on the material only. Value of the investments referred to in this material are subject to volatility. Past performance is not a guide for future performance. Investment in securities market are subject to market risks. Read all the related documents carefully before investing. Registration granted by SEBI and certification from NISM in no way guarantee performance of the intermediary or provide any assurance of returns to investors. These securities quoted are for illustration only and are not recommendatory.

Mr. S. Ranganathan (Advisor) - SEBI Registration No-INH2200252399,
Mr. Kunal Bothra (Research Analyst) - SEBI Registered No. INH000005263

THANK YOU