

SPIP Performance Report 2024-2025

Client Name : SHUBHANGI SHIRISH JOSHI

Client Code : RA001069

Date : 23/12/2025



Sr No.	Month	Amount Invested	Sale Proceeds*	Profit/(Loss)**	%Return
1	May-2024	68786.87	68805.82	18.95	0.03%
2	Jul-2024	36853.38	36151.65	-701.73	-1.90%
3	Aug-2024	37364.40	33815.02	-3549.38	-9.50%
4	Sep-2024	4314.91	4007.44	-307.47	-7.13%
5	Oct-2024	5732.15	5338.98	-393.17	-6.86%
6	Nov-2024	13380.55	12792.63	-587.92	-4.39%
7	Dec-2024	10044.36	9498.17	-546.19	-5.44%

* We have considered the market value for open stocks as on the previous day prior to the report for open stocks.

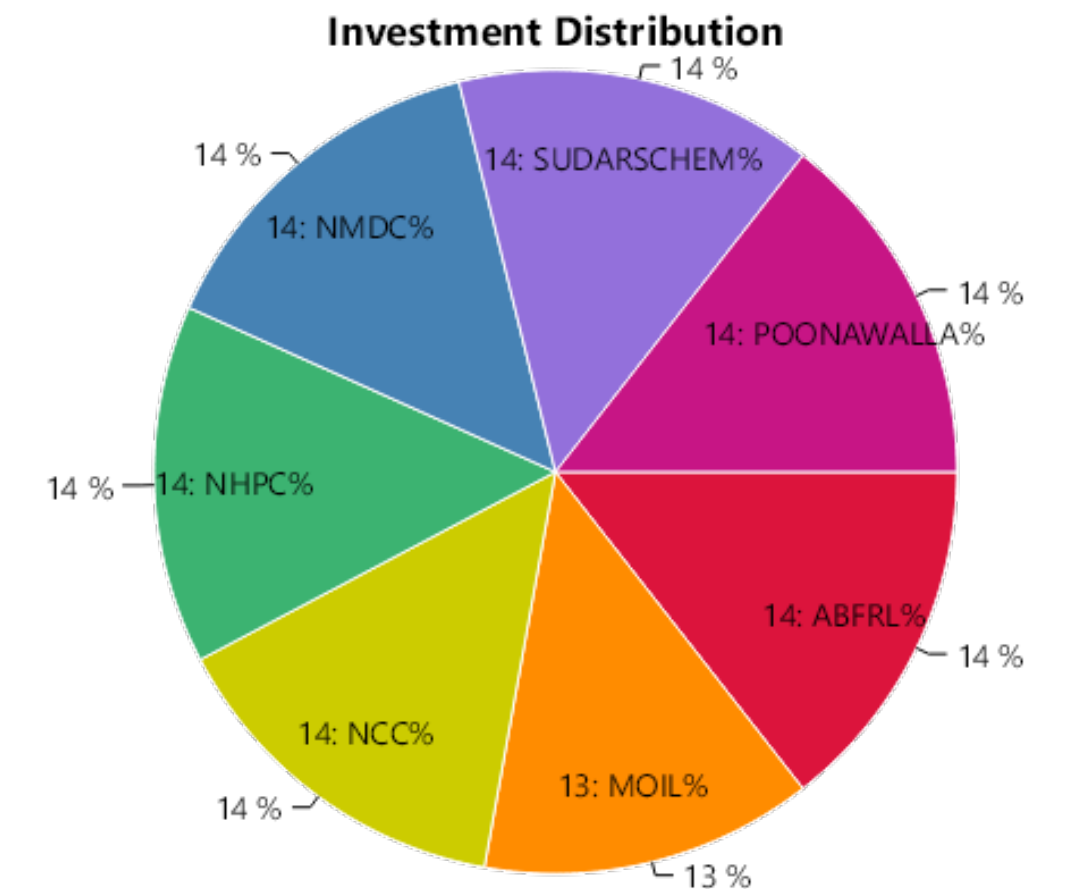
** Includes unrealized gains for open stocks, if any.

STOCK WISE PERFORMANCE SUMMARY

Sr No.	Stock Name	Status	Amount Invested*	Sale Proceeds*	Profit/(Loss)**	%Return
1	ABFRL	Profit	9893.96	10101.66	207.70	2.10%
2	MOIL	Profit	9552.79	9769.80	217.01	2.27%
3	NCC	Profit	9798.27	10030.89	232.62	2.37%
4	NHPC	Profit	9972.49	10187.87	215.38	2.16%
5	NMDC	Profit	9836.99	10122.29	285.30	2.90%
6	SUDARSCHEM	Profit	9814.48	10940.07	1125.59	11.47%
7	POONAWALLA	Loss	9917.89	7653.24	-2264.65	-22.83%
Total			68786.87	68805.82	18.95	0.03%

OVERALL PERFORMANCE SUMMARY

Amount Invested	Sale Proceeds	Profit/(Loss)	%Return
68786.87	68805.82	18.95	0.03%



* We have considered the market value for open stocks as on the previous day prior to the report for open stocks.

** Includes unrealized gains for open stocks, if any.

STOCK WISE PERFORMANCE SUMMARY

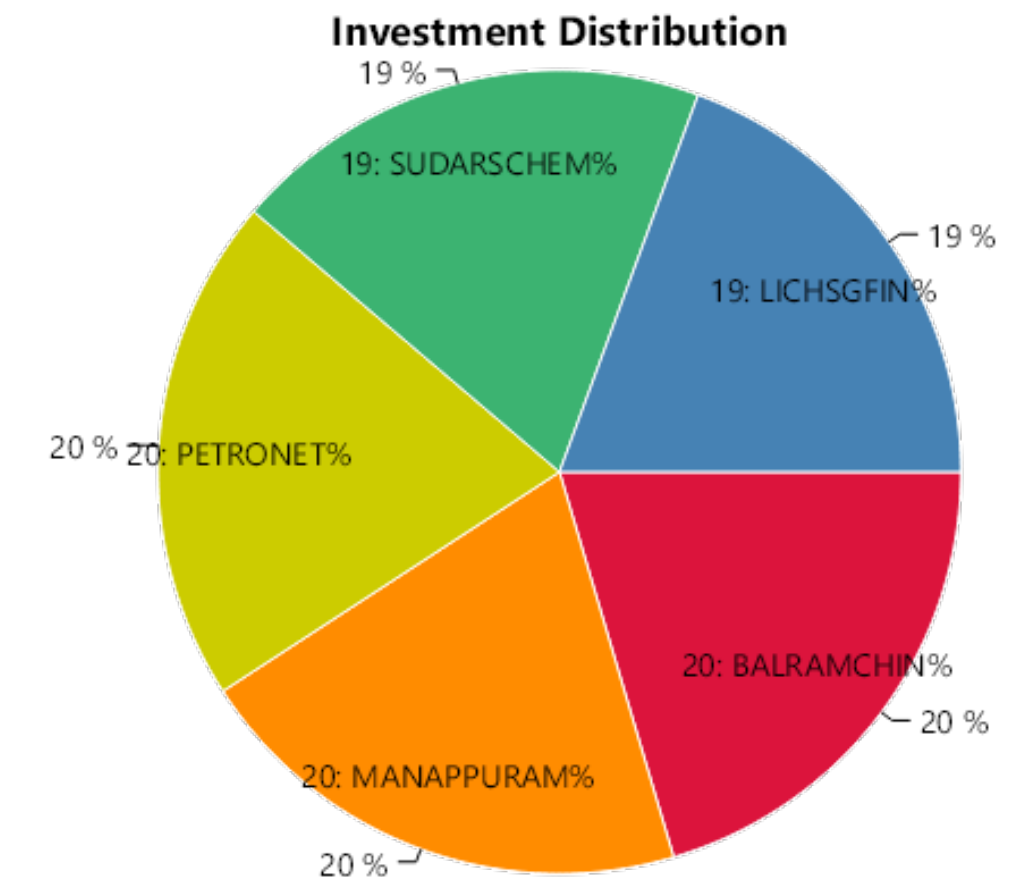
Sr No.	Stock Name	Status	Amount Invested*	Sale Proceeds*	Profit/(Loss)**	%Return
1	BALRAMCHIN	Profit	7468.62	7641.28	172.66	2.31%
2	MANAPPURAM	Profit	7423.56	7616.85	193.29	2.60%
3	PETRONET	Profit	7399.18	7610.47	211.29	2.86%
4	SUDARSCHEM	Profit	7281.04	7611.44	330.40	4.54%
5	CMSINFO	Out of range	0.00	0.00	0.00	0%
6	LICHSGFIN	Loss	7280.98	5671.61	-1609.37	-22.10%
Total			36853.38	36151.65	-701.73	-1.90%

OVERALL PERFORMANCE SUMMARY

Amount Invested	Sale Proceeds	Profit/(Loss)	%Return
36853.38	36151.65	-701.73	-1.90%

* We have considered the market value for open stocks as on the previous day prior to the report for open stocks.

** Includes unrealized gains for open stocks, if any.

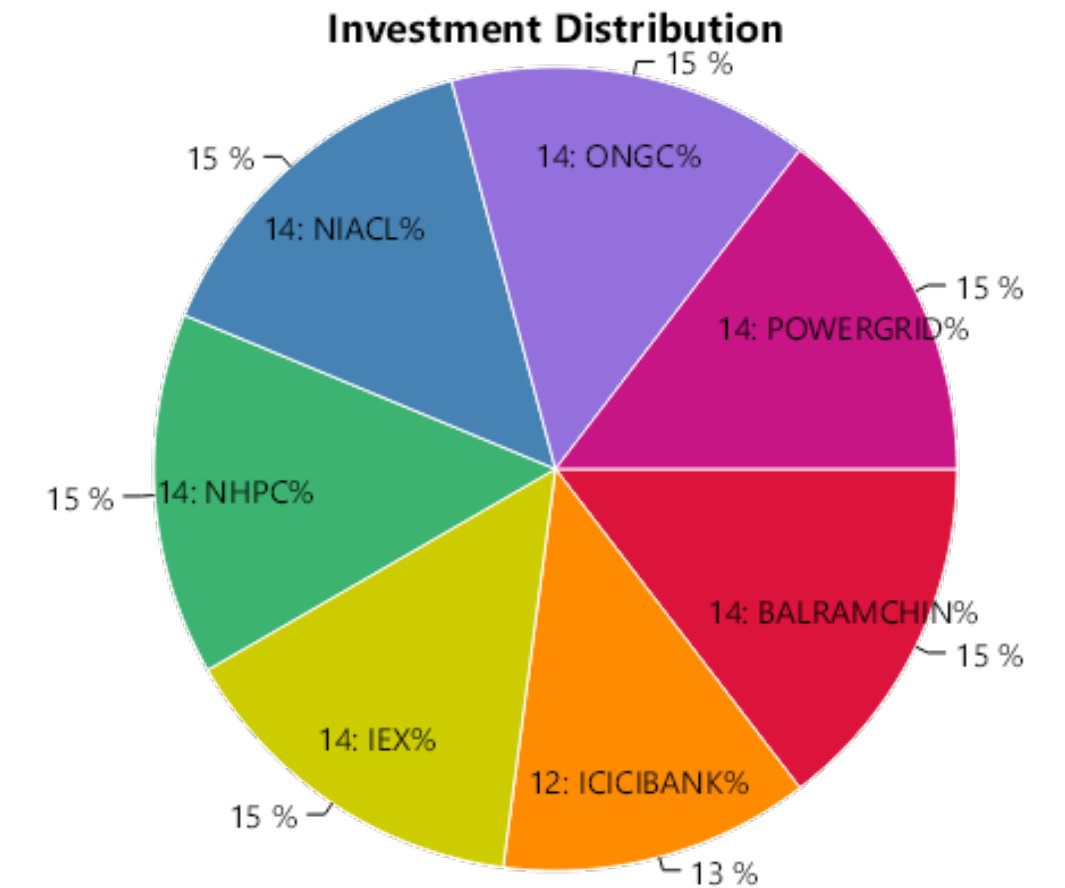


STOCK WISE PERFORMANCE SUMMARY

Sr No.	Stock Name	Status	Amount Invested*	Sale Proceeds*	Profit/(Loss)**	%Return
1	BALRAMCHIN	Profit	5328.28	5565.05	236.77	4.44%
2	ICICIBANK	Profit	4760.72	5033.96	273.24	5.74%
3	IEX	Profit	5514.95	5738.54	223.59	4.05%
4	NHPC	Loss	5508.05	4384.34	-1123.71	-20.40%
5	NIACL	Loss	5473.57	4405.97	-1067.60	-19.50%
6	ONGC	Loss	5488.02	4446.69	-1041.33	-18.97%
7	POWERGRID	Loss	5290.81	4240.47	-1050.34	-19.85%
Total			37364.40	33815.02	-3549.38	-9.50%

OVERALL PERFORMANCE SUMMARY

Amount Invested	Sale Proceeds	Profit/(Loss)	%Return
37364.40	33815.02	-3549.38	-9.50%



* We have considered the market value for open stocks as on the previous day prior to the report for open stocks.

** Includes unrealized gains for open stocks, if any.

STOCK WISE PERFORMANCE SUMMARY

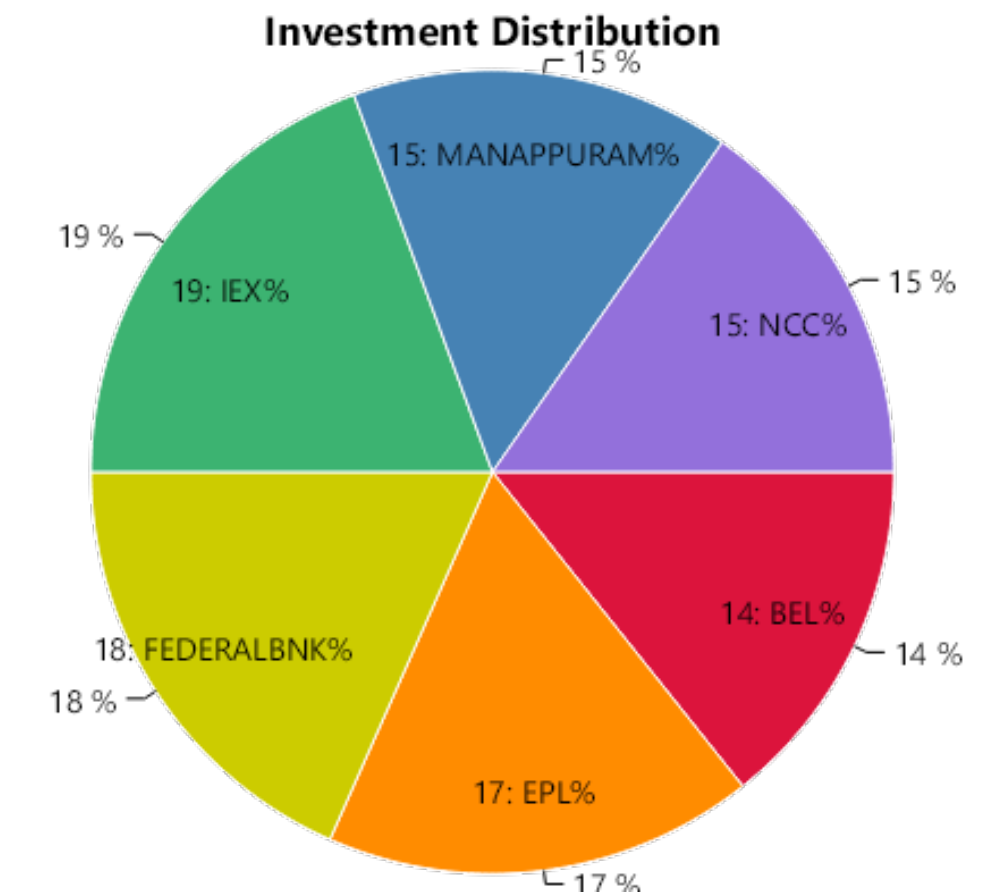
Sr No.	Stock Name	Status	Amount Invested*	Sale Proceeds*	Profit/(Loss)**	%Return
1	BEL	Profit	609.59	622.61	13.02	2.14%
2	EPL	Profit	763.48	788.43	24.95	3.27%
3	FEDERALBNK	Profit	797.81	797.48	-0.33	-0.04%
4	IEX	Profit	832.17	833.46	1.29	0.16%
5	UTIAMC	Out of range	0.00	0.00	0.00	0%
6	MANAPPURAM	Loss	660.48	486.98	-173.50	-26.27%
7	NCC	Loss	651.38	478.48	-172.90	-26.54%
	Total		4314.91	4007.44	-307.47	-7.13%

OVERALL PERFORMANCE SUMMARY

Amount Invested	Sale Proceeds	Profit/(Loss)	%Return
4314.91	4007.44	-307.47	-7.13%

* We have considered the market value for open stocks as on the previous day prior to the report for open stocks.

** Includes unrealized gains for open stocks, if any.

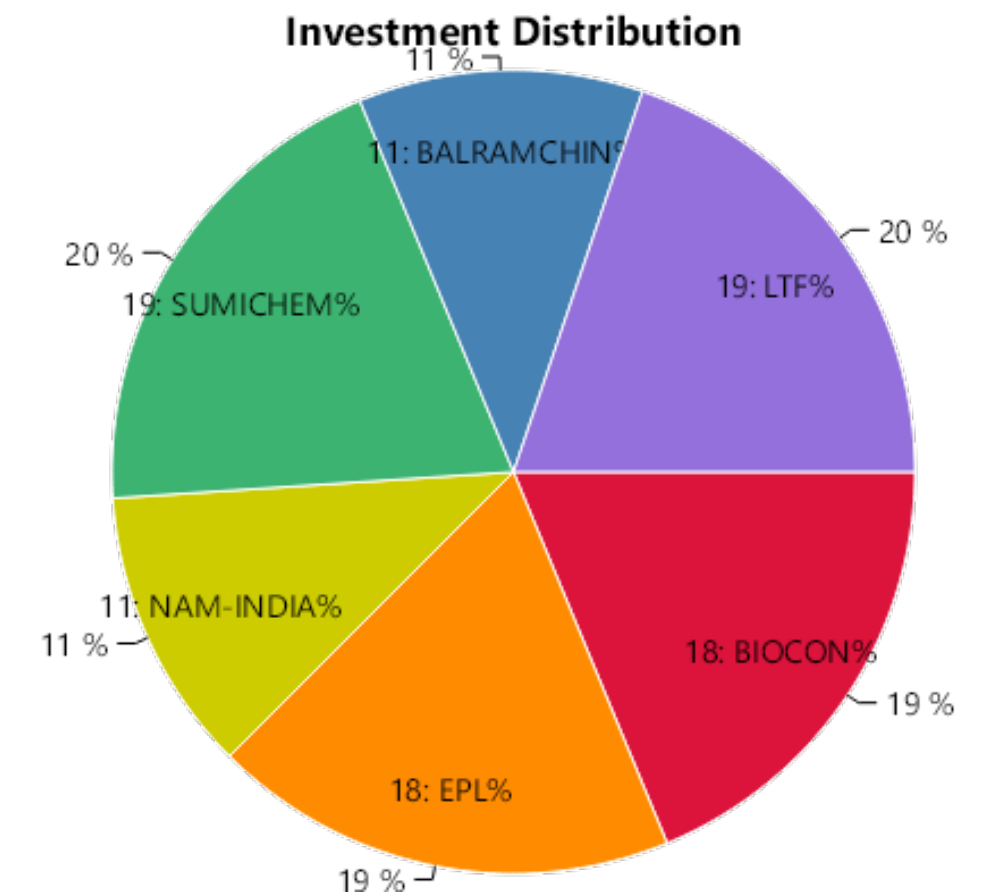


STOCK WISE PERFORMANCE SUMMARY

Sr No.	Stock Name	Status	Amount Invested*	Sale Proceeds*	Profit/(Loss)**	%Return
1	BIOCON	Profit	1087.35	1118.34	30.99	2.85%
2	EPL	Profit	1080.04	1083.46	3.42	0.32%
3	NAM-INDIA	Profit	672.00	666.88	-5.12	-0.76%
4	SUMICHEM	Profit	1118.32	1128.86	10.54	0.94%
5	HEG	Out of range	0.00	0.00	0.00	0%
6	BALRAMCHIN	Loss	676.50	501.98	-174.52	-25.80%
7	LTF	Loss	1097.94	839.46	-258.48	-23.54%
Total			5732.15	5338.98	-393.17	-6.86%

OVERALL PERFORMANCE SUMMARY

Amount Invested	Sale Proceeds	Profit/(Loss)	%Return
5732.15	5338.98	-393.17	-6.86%



* We have considered the market value for open stocks as on the previous day prior to the report for open stocks.

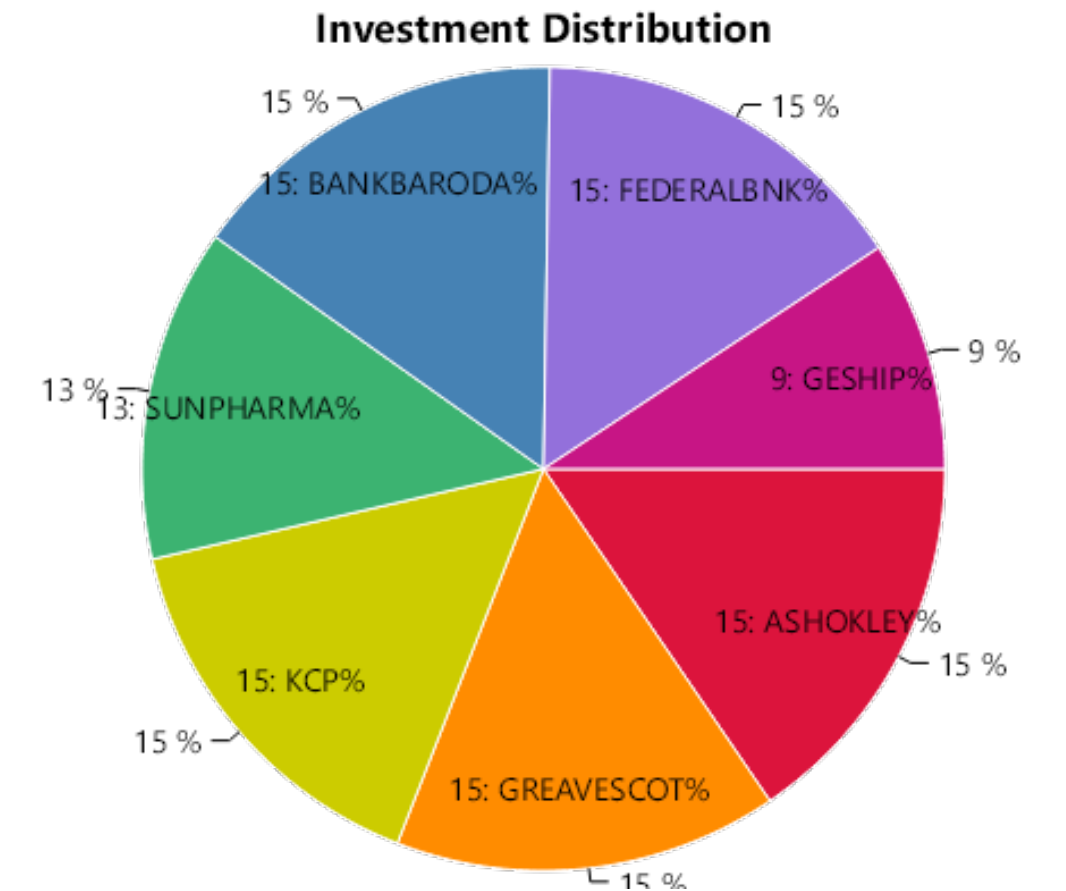
** Includes unrealized gains for open stocks, if any.

STOCK WISE PERFORMANCE SUMMARY

Sr No.	Stock Name	Status	Amount Invested*	Sale Proceeds*	Profit/(Loss)**	%Return
1	ASHOKLEY	Profit	2031.12	2087.93	56.81	2.80%
2	GREAVESCOT	Profit	2094.62	2166.22	71.60	3.42%
3	KCP	Profit	2103.66	2200.42	96.76	4.60%
4	SUNPHARMA	Profit	1820.55	1821.24	0.69	0.04%
5	BANKBARODA	Loss	2050.88	1634.56	-416.32	-20.30%
6	FEDERALBNK	Loss	2068.70	1950.30	-118.40	-5.72%
7	GESHIP	Loss	1211.02	931.96	-279.06	-23.04%
Total			13380.55	12792.63	-587.92	-4.39%

OVERALL PERFORMANCE SUMMARY

Amount Invested	Sale Proceeds	Profit/(Loss)	%Return
13380.55	12792.63	-587.92	-4.39%



* We have considered the market value for open stocks as on the previous day prior to the report for open stocks.

** Includes unrealized gains for open stocks, if any.

STOCK WISE PERFORMANCE SUMMARY

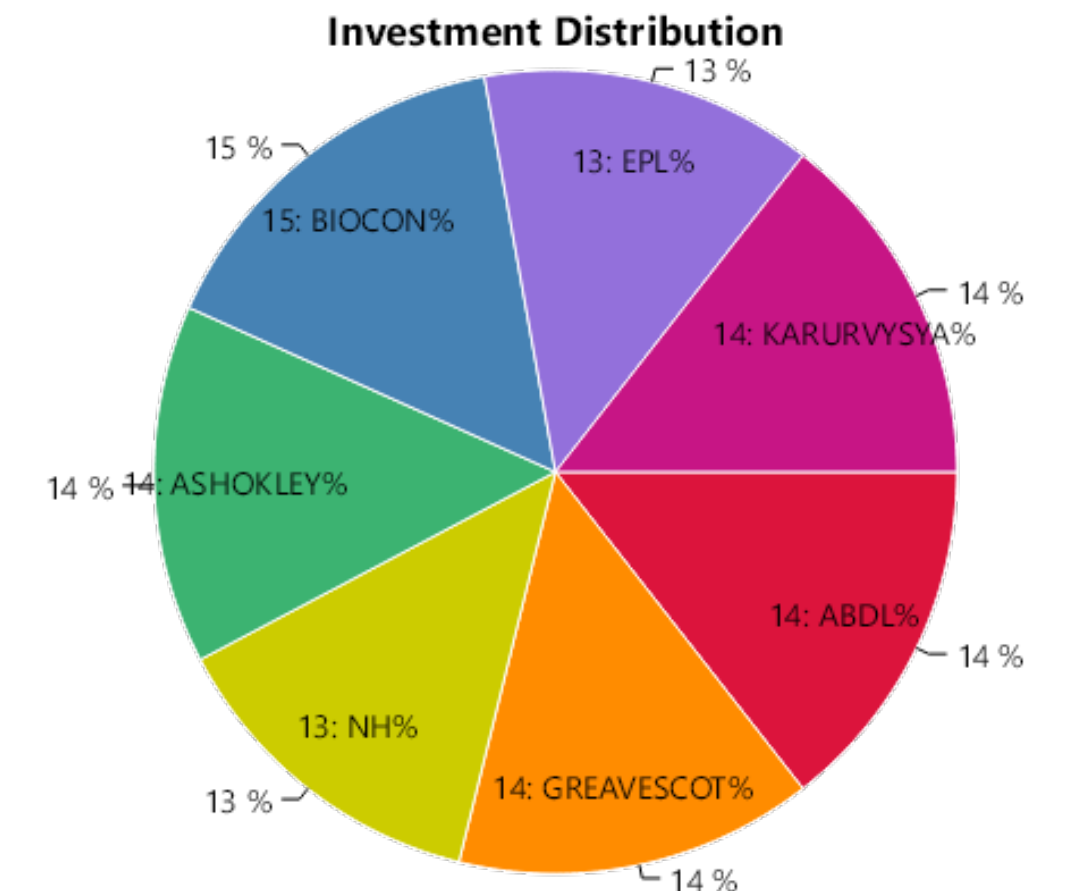
Sr No.	Stock Name	Status	Amount Invested*	Sale Proceeds*	Profit/(Loss)**	%Return
1	ABDL	Profit	1495.12	1559.00	63.88	4.27%
2	GREAVESCOT	Profit	1413.84	1722.53	308.69	21.83%
3	NH	Profit	1354.08	1412.43	58.35	4.31%
4	ASHOKLEY	Loss	1410.70	1385.57	-25.13	-1.78%
5	BIOCON	Loss	1511.84	1206.08	-305.76	-20.22%
6	EPL	Loss	1385.30	1058.46	-326.84	-23.59%
7	KARURVYSYA	Loss	1473.48	1154.10	-319.38	-21.68%
Total			10044.36	9498.17	-546.19	-5.44%

OVERALL PERFORMANCE SUMMARY

Amount Invested	Sale Proceeds	Profit/(Loss)	%Return
10044.36	9498.17	-546.19	-5.44%

* We have considered the market value for open stocks as on the previous day prior to the report for open stocks.

** Includes unrealized gains for open stocks, if any.



Contact Details

 LKP Securities Ltd, SPIP Division

 91 22 66351336 / 91 22 66351337  spip@lkpsec.com

 Registered Office: 203, Embassy Centre, Nariman Point, Mumbai - 400021.

 Registered Office: 2nd Floor, Gala Impecca, Andheri Kurla Road, Near Hotel Courtyard Marriott, Chakala, Andheri (East), Mumbai-400059.

Compliance & Grievance Officer

 Mr. Ritesh Tiwari

 022-6635 1234

 ho_compliance@lkpsec.com

Disclaimer & Disclosure : LKP Securities Ltd. (CIN-U67120MH1994PLC080039, www.Lkpsec.com) and its affiliates are a full- fledged, brokerage and financing group. LKP Securities Ltd is a SEBI registered Research Analyst with registration number INH000001758. LKP is a corporate trading member of Bombay Stock Exchange Limited (BSE), National Stock Exchange of India Limited (NSE) and Metropolitan Stock Exchange of India Limited (MSEI). LKP along with its subsidiaries offers the most comprehensive avenues for investments and is engaged in the businesses including stock broking (Institutional and retail), merchant banking, commodity broking, depository participant rendered in connection with distribution of primary market issues and financial products like mutual funds etc.

LKP offers research services to clients. The analyst for this report certifies that all of the views expressed in this report accurately reflect his or her personal views about the subject company or companies and its or their securities, and no part of his or her compensation was, is or will be, directly or indirectly related to specific recommendations or views expressed in this report.

Further, the information in the document has been printed on the basis of publicly available information; internal data and other sources believed to be true and are for general guidance only but which may have not been verified independently. While every effort is made to ensure the accuracy and completeness of information contained, the company takes no responsibility and assumes no liability for any error/ omission or accuracy of the information. Recipients of this material should rely on their own judgments and conclusions from relevant sources before making any investment. The investments discussed or recommended in this report may not be suitable for all investors. Opinion expressed is the current opinion as of the date appearing on the material only. Value of the investments referred to in this material are subject to volatility. Past performance is not a guide for future performance. Investment in securities market are subject to market risks. Read all the related documents carefully before investing. Registration granted by SEBI and certification from NISM in no way guarantee performance of the intermediary or provide any assurance of returns to investors. These securities quoted are for illustration only and are not recommendatory.

Mr. S. Ranganathan (Advisor) - SEBI Registration No-INH2200252399,
Mr. Kunal Bothra (Research Analyst) - SEBI Registered No. INH000005263



THANK YOU