

SPIP Performance Report 2024-2025

Client Name : SURESH VASANTRAI DOSHI

Client Code : RA001121

Date : 23/12/2025



Sr No.	Month	Amount Invested	Sale Proceeds*	Profit/(Loss)**	%Return
1	Apr-2024	292168.36	307974.25	15805.89	5.41%
2	May-2024	345883.32	350246.21	4362.89	1.26%
3	Jun-2024	246284.24	267331.14	21046.90	8.55%
4	Jul-2024	197181.65	192503.85	-4677.80	-2.37%
5	Aug-2024	163973.20	150334.22	-13638.98	-8.32%
6	Sep-2024	343586.16	376312.79	32726.63	9.53%

* We have considered the market value for open stocks as on the previous day prior to the report for open stocks.

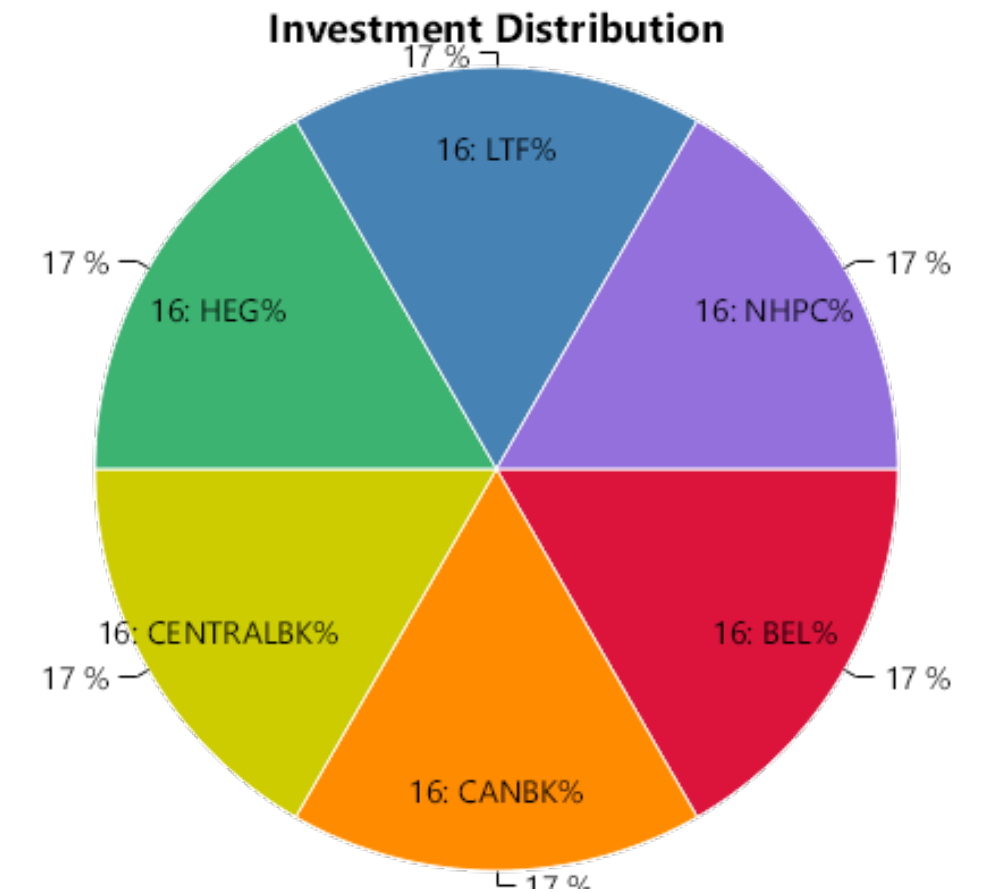
** Includes unrealized gains for open stocks, if any.

STOCK WISE PERFORMANCE SUMMARY

Sr No.	Stock Name	Status	Amount Invested*	Sale Proceeds*	Profit/(Loss)**	%Return
1	BEL	Profit	48508.13	51338.76	2830.63	5.84%
2	CANBK	Profit	48720.20	51438.28	2718.08	5.58%
3	CENTRALBK	Profit	49169.48	51504.55	2335.07	4.75%
4	HEG	Profit	47592.73	50440.75	2848.02	5.98%
5	LTF	Profit	49444.99	51772.18	2327.19	4.71%
6	NHPC	Profit	48732.83	51479.73	2746.90	5.64%
7	ORIENTHOT	Out of range	0.00	0.00	0.00	0%
Total			292168.36	307974.25	15805.89	5.41%

OVERALL PERFORMANCE SUMMARY

Amount Invested	Sale Proceeds	Profit/(Loss)	%Return
292168.36	307974.25	15805.89	5.41%



* We have considered the market value for open stocks as on the previous day prior to the report for open stocks.

** Includes unrealized gains for open stocks, if any.

STOCK WISE PERFORMANCE SUMMARY

Sr No.	Stock Name	Status	Amount Invested*	Sale Proceeds*	Profit/(Loss)**	%Return
1	ABFRL	Profit	49478.96	51078.47	1599.51	3.23%
2	MOIL	Profit	49244.10	51015.55	1771.45	3.60%
3	NCC	Profit	49402.24	51233.72	1831.48	3.71%
4	NHPC	Profit	49667.76	51350.28	1682.52	3.39%
5	NMDC	Profit	49255.70	51198.20	1942.50	3.94%
6	SUDARSCHEM	Profit	49535.16	55875.01	6339.85	12.80%
7	POONAWALLA	Loss	49299.40	38494.98	-10804.42	-21.92%
Total			345883.32	350246.21	4362.89	1.26%

OVERALL PERFORMANCE SUMMARY

Amount Invested	Sale Proceeds	Profit/(Loss)	%Return
345883.32	350246.21	4362.89	1.26%



* We have considered the market value for open stocks as on the previous day prior to the report for open stocks.

** Includes unrealized gains for open stocks, if any.

STOCK WISE PERFORMANCE SUMMARY

Sr No.	Stock Name	Status	Amount Invested*	Sale Proceeds*	Profit/(Loss)**	%Return
1	AXISBANK	Profit	48494.60	50841.48	2346.88	4.84%
2	COROMANDEL	Profit	49374.83	51488.53	2113.70	4.28%
3	CROMPTON	Profit	49488.39	51521.60	2033.21	4.11%
4	NMDC	Profit	49512.27	51555.93	2043.66	4.13%
5	CANBK	Open	49414.15	61923.60	12509.45	25.32%
6	CMSINFO	Out of range	0.00	0.00	0.00	0%
Total			246284.24	267331.14	21046.90	8.55%

OVERALL PERFORMANCE SUMMARY

Amount Invested	Sale Proceeds	Profit/(Loss)	%Return
246284.24	267331.14	21046.90	8.55%



* We have considered the market value for open stocks as on the previous day prior to the report for open stocks.

** Includes unrealized gains for open stocks, if any.

STOCK WISE PERFORMANCE SUMMARY

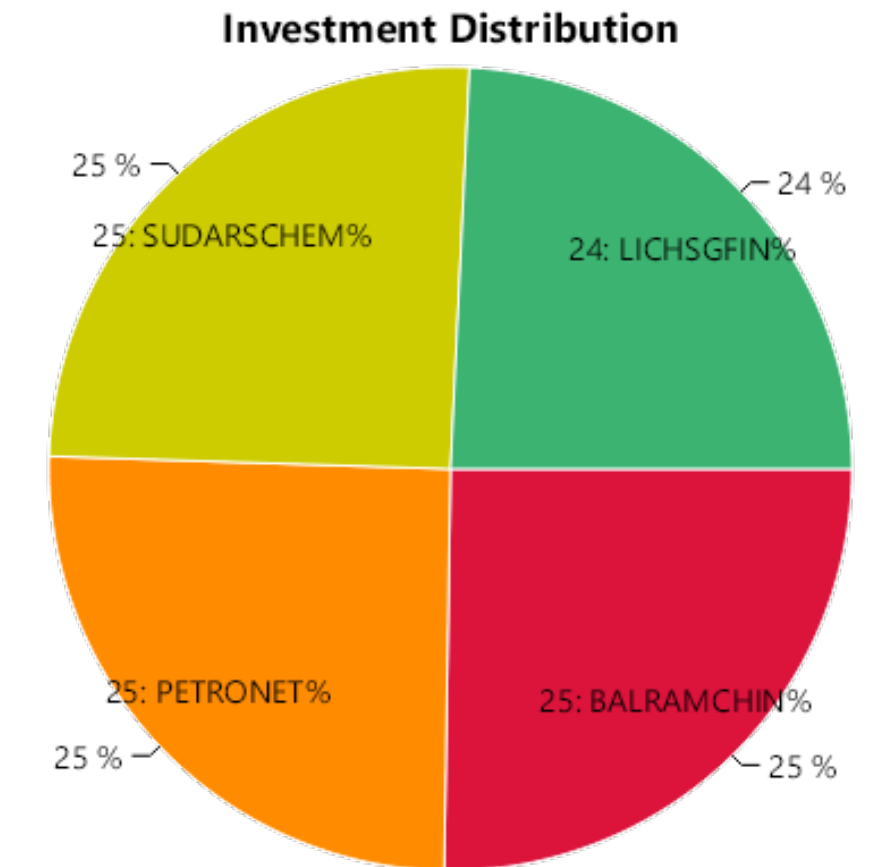
Sr No.	Stock Name	Status	Amount Invested*	Sale Proceeds*	Profit/(Loss)**	%Return
1	BALRAMCHIN	Profit	49333.40	51096.93	1763.53	3.57%
2	PETRONET	Profit	49487.47	51505.17	2017.70	4.08%
3	SUDARSCHEM	Profit	49343.60	51230.27	1886.67	3.82%
4	CMSINFO	Out of range	0.00	0.00	0.00	0%
5	MANAPPURAM	Out of range	0.00	0.00	0.00	0%
6	LICHSGFIN	Loss	49017.18	38671.48	-10345.70	-21.11%
Total			197181.65	192503.85	-4677.80	-2.37%

OVERALL PERFORMANCE SUMMARY

Amount Invested	Sale Proceeds	Profit/(Loss)	%Return
197181.65	192503.85	-4677.80	-2.37%

* We have considered the market value for open stocks as on the previous day prior to the report for open stocks.

** Includes unrealized gains for open stocks, if any.



STOCK WISE PERFORMANCE SUMMARY

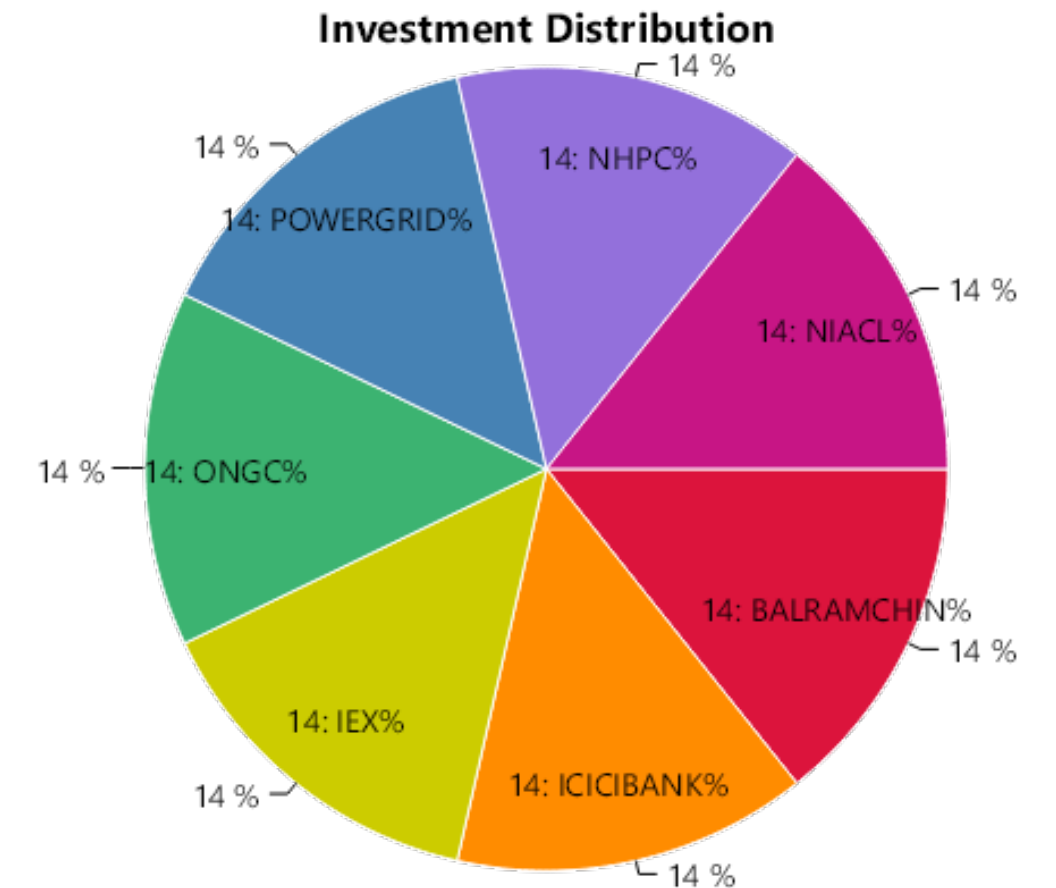
Sr No.	Stock Name	Status	Amount Invested*	Sale Proceeds*	Profit/(Loss)**	%Return
1	BALRAMCHIN	Profit	23644.95	25444.71	1799.76	7.61%
2	ICICIBANK	Profit	23499.07	25296.60	1797.53	7.65%
3	IEX	Profit	23872.92	25771.25	1898.33	7.95%
4	ONGC	Open	23046.60	17329.32	-5717.28	-24.81%
5	POWERGRID	Open	23567.21	18020.00	-5547.21	-23.54%
6	NHPC	Loss	23333.85	19192.05	-4141.80	-17.75%
7	NIACL	Loss	23008.60	19280.29	-3728.31	-16.20%
Total			163973.20	150334.22	-13638.98	-8.32%

OVERALL PERFORMANCE SUMMARY

Amount Invested	Sale Proceeds	Profit/(Loss)	%Return
163973.20	150334.22	-13638.98	-8.32%

* We have considered the market value for open stocks as on the previous day prior to the report for open stocks.

** Includes unrealized gains for open stocks, if any.

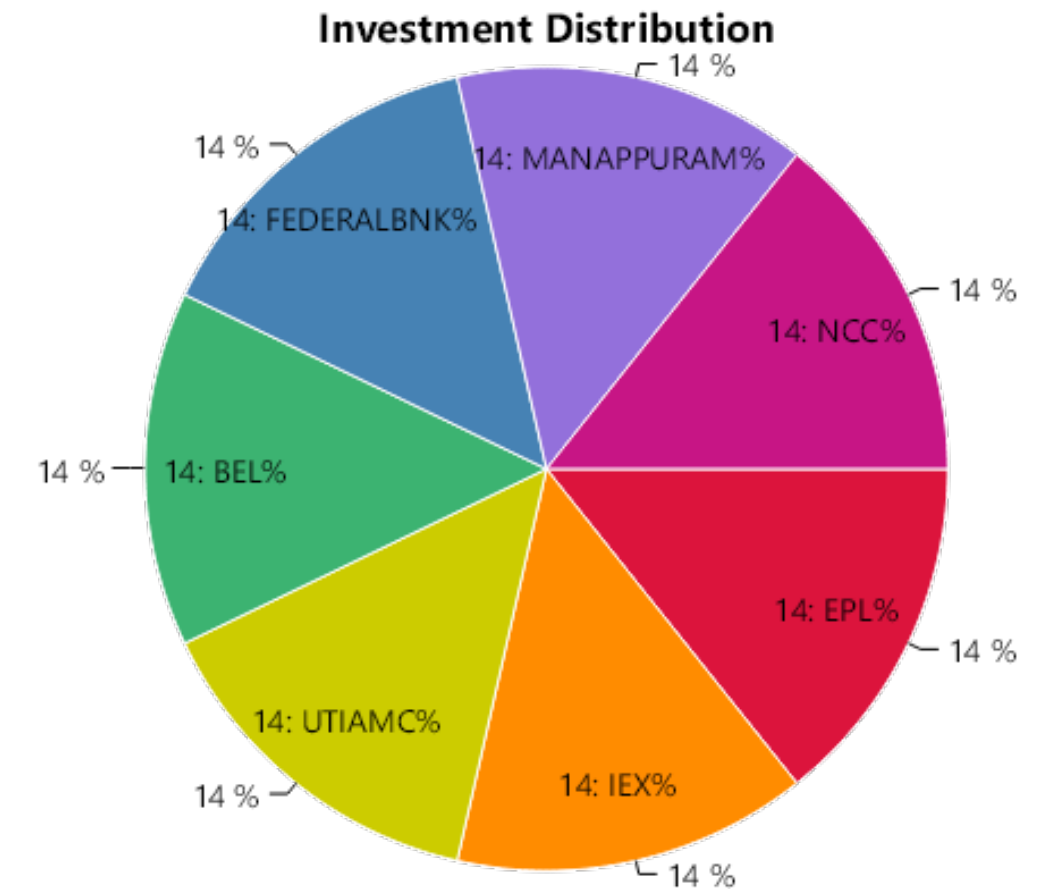


STOCK WISE PERFORMANCE SUMMARY

Sr No.	Stock Name	Status	Amount Invested*	Sale Proceeds*	Profit/(Loss)**	%Return
1	EPL	Profit	49526.23	51771.44	2245.21	4.53%
2	IEX	Profit	49337.59	51632.98	2295.39	4.65%
3	UTIAMC	Profit	48658.13	51069.90	2411.77	4.96%
4	BEL	Open	48166.26	63832.00	15665.74	32.52%
5	FEDERALBNK	Open	49275.12	67287.50	18012.38	36.55%
6	MANAPPURAM	Open	49052.72	66760.70	17707.98	36.10%
7	NCC	Open	49570.11	23958.27	-25611.84	-51.67%
Total			343586.16	376312.79	32726.63	9.53%

OVERALL PERFORMANCE SUMMARY

Amount Invested	Sale Proceeds	Profit/(Loss)	%Return
343586.16	376312.79	32726.63	9.53%



* We have considered the market value for open stocks as on the previous day prior to the report for open stocks.

** Includes unrealized gains for open stocks, if any.

Contact Details

 LKP Securities Ltd, SPIP Division

 91 22 66351336 / 91 22 66351337  spip@lkpsec.com

 Registered Office: 203, Embassy Centre, Nariman Point, Mumbai - 400021.

 Registered Office: 2nd Floor, Gala Impecca, Andheri Kurla Road, Near Hotel Courtyard Marriott, Chakala, Andheri (East), Mumbai-400059.

Compliance & Grievance Officer

 Mr. Ritesh Tiwari

 022-6635 1234

 ho_compliance@lkpsec.com

Disclaimer & Disclosure : LKP Securities Ltd. (CIN-U67120MH1994PLC080039, www.Lkpsec.com) and its affiliates are a full- fledged, brokerage and financing group. LKP Securities Ltd is a SEBI registered Research Analyst with registration number INH000001758. LKP is a corporate trading member of Bombay Stock Exchange Limited (BSE), National Stock Exchange of India Limited (NSE) and Metropolitan Stock Exchange of India Limited (MSEI). LKP along with its subsidiaries offers the most comprehensive avenues for investments and is engaged in the businesses including stock broking (Institutional and retail), merchant banking, commodity broking, depository participant rendered in connection with distribution of primary market issues and financial products like mutual funds etc.

LKP offers research services to clients. The analyst for this report certifies that all of the views expressed in this report accurately reflect his or her personal views about the subject company or companies and its or their securities, and no part of his or her compensation was, is or will be, directly or indirectly related to specific recommendations or views expressed in this report.

Further, the information in the document has been printed on the basis of publicly available information; internal data and other sources believed to be true and are for general guidance only but which may have not been verified independently. While every effort is made to ensure the accuracy and completeness of information contained, the company takes no responsibility and assumes no liability for any error/ omission or accuracy of the information. Recipients of this material should rely on their own judgments and conclusions from relevant sources before making any investment. The investments discussed or recommended in this report may not be suitable for all investors. Opinion expressed is the current opinion as of the date appearing on the material only. Value of the investments referred to in this material are subject to volatility. Past performance is not a guide for future performance. Investment in securities market are subject to market risks. Read all the related documents carefully before investing. Registration granted by SEBI and certification from NISM in no way guarantee performance of the intermediary or provide any assurance of returns to investors. These securities quoted are for illustration only and are not recommendatory.

Mr. S. Ranganathan (Advisor) - SEBI Registration No-INH2200252399,
Mr. Kunal Bothra (Research Analyst) - SEBI Registered No. INH000005263



THANK YOU