

SPIP Performance Report 2024-2025

Client Name : KIRTI PUKHRAJ SONI

Client Code : RA001127

Date : 23/12/2025



Sr No.	Month	Amount Invested	Sale Proceeds*	Profit/(Loss)**	%Return
1	Apr-2024	228987.34	239987.01	10999.67	4.80%
2	May-2024	664787.74	668963.96	4176.22	0.63%
3	Jun-2024	678664.82	668402.72	-10262.10	-1.51%
4	Jul-2024	633549.12	624019.59	-9529.53	-1.50%
5	Aug-2024	621948.44	567632.93	-54315.51	-8.73%
6	Sep-2024	335347.45	308657.01	-26690.44	-7.96%
7	Dec-2024	114867.65	109721.53	-5146.12	-4.48%
8	Jan-2025	146890.57	140058.56	-6832.01	-4.65%

* We have considered the market value for open stocks as on the previous day prior to the report for open stocks.

** Includes unrealized gains for open stocks, if any.

STOCK WISE PERFORMANCE SUMMARY

Sr No.	Stock Name	Status	Amount Invested*	Sale Proceeds*	Profit/(Loss)**	%Return
1	BEL	Profit	38060.19	40020.20	1960.01	5.15%
2	CANBK	Profit	38115.05	40027.10	1912.05	5.02%
3	CENTRALBK	Profit	38504.60	40127.56	1622.96	4.21%
4	HEG	Profit	37391.25	39360.54	1969.29	5.27%
5	LTF	Profit	38775.31	40381.55	1606.24	4.14%
6	NHPC	Profit	38140.94	40070.06	1929.12	5.06%
7	ORIENTHOT	Out of range	0.00	0.00	0.00	0%
Total			228987.34	239987.01	10999.67	4.80%

OVERALL PERFORMANCE SUMMARY

Amount Invested	Sale Proceeds	Profit/(Loss)	%Return
228987.34	239987.01	10999.67	4.80%



* We have considered the market value for open stocks as on the previous day prior to the report for open stocks.

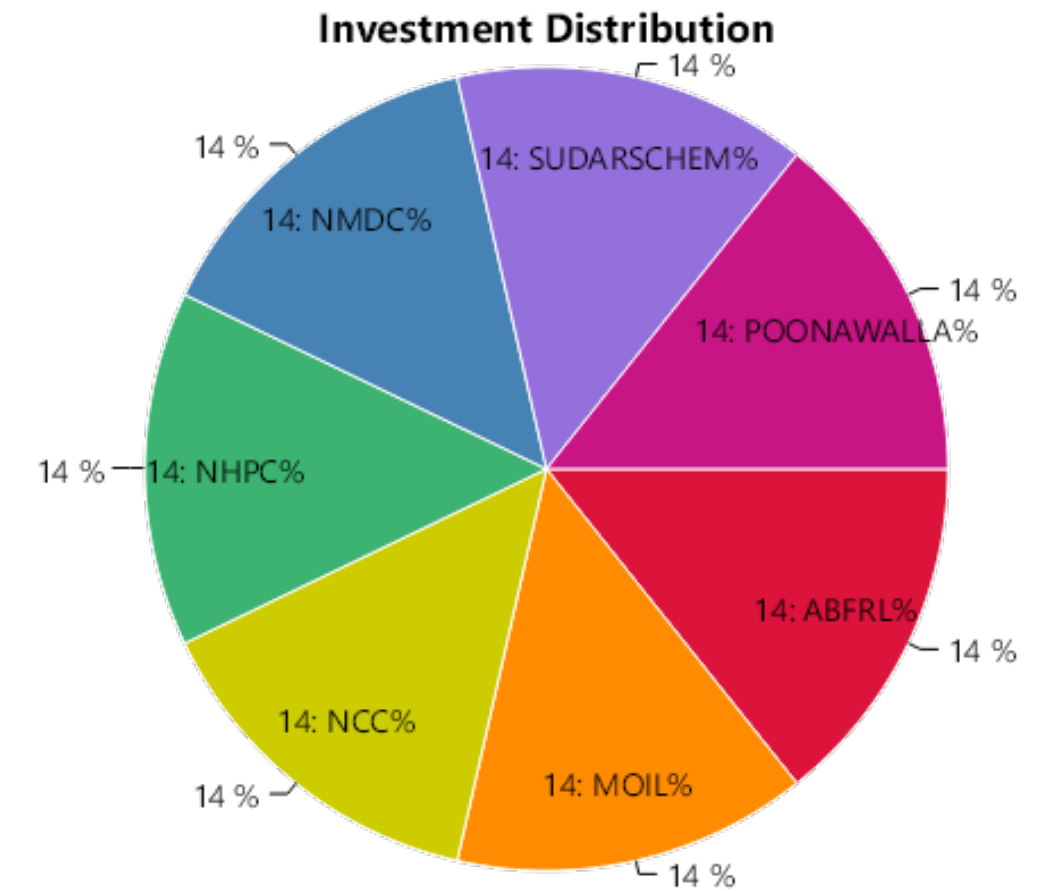
** Includes unrealized gains for open stocks, if any.

STOCK WISE PERFORMANCE SUMMARY

Sr No.	Stock Name	Status	Amount Invested*	Sale Proceeds*	Profit/(Loss)**	%Return
1	ABFRL	Profit	95355.27	97855.62	2500.35	2.62%
2	MOIL	Profit	94752.55	97527.70	2775.15	2.93%
3	NCC	Profit	95212.85	98038.54	2825.69	2.97%
4	NHPC	Profit	95272.89	97910.32	2637.43	2.77%
5	NMDC	Profit	94405.09	97582.03	3176.94	3.37%
6	SUDARSCHEM	Profit	94850.74	106356.56	11505.82	12.13%
7	POONAWALLA	Loss	94938.35	73693.19	-21245.16	-22.38%
Total			664787.74	668963.96	4176.22	0.63%

OVERALL PERFORMANCE SUMMARY

Amount Invested	Sale Proceeds	Profit/(Loss)	%Return
664787.74	668963.96	4176.22	0.63%



* We have considered the market value for open stocks as on the previous day prior to the report for open stocks.

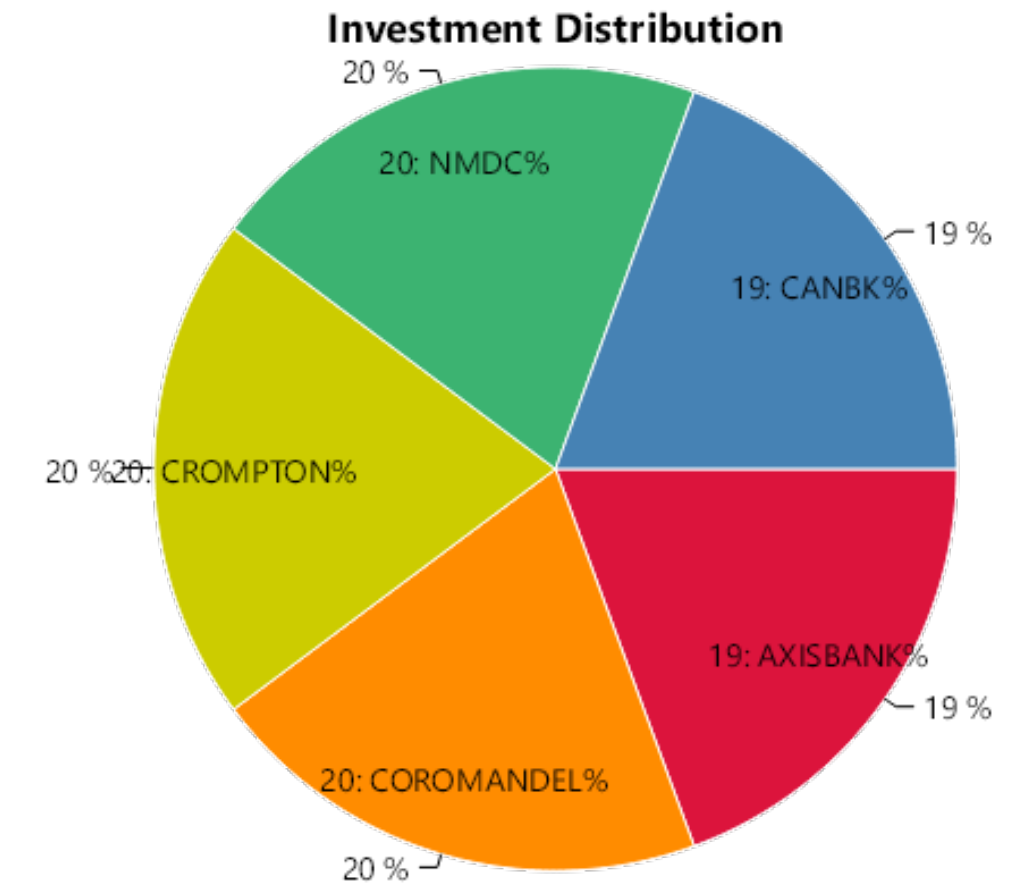
** Includes unrealized gains for open stocks, if any.

STOCK WISE PERFORMANCE SUMMARY

Sr No.	Stock Name	Status	Amount Invested*	Sale Proceeds*	Profit/(Loss)**	%Return
1	AXISBANK	Profit	135243.93	140944.89	5700.96	4.22%
2	COROMANDEL	Profit	135836.46	140807.70	4971.24	3.66%
3	CROMPTON	Profit	135892.50	140632.33	4739.83	3.49%
4	NMDC	Profit	136117.59	140893.00	4775.41	3.51%
5	CMSINFO	Out of range	0.00	0.00	0.00	0%
6	CANBK	Loss	135574.34	105124.80	-30449.54	-22.46%
Total			678664.82	668402.72	-10262.10	-1.51%

OVERALL PERFORMANCE SUMMARY

Amount Invested	Sale Proceeds	Profit/(Loss)	%Return
678664.82	668402.72	-10262.10	-1.51%



* We have considered the market value for open stocks as on the previous day prior to the report for open stocks.

** Includes unrealized gains for open stocks, if any.

STOCK WISE PERFORMANCE SUMMARY

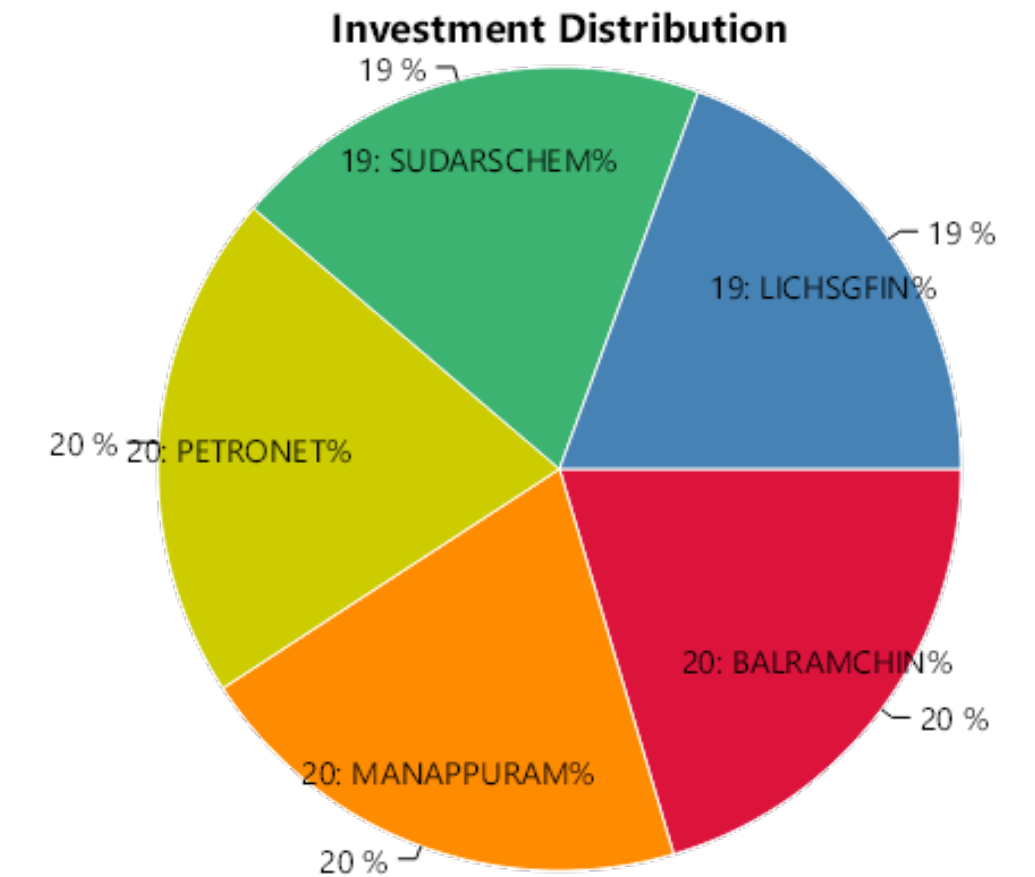
Sr No.	Stock Name	Status	Amount Invested*	Sale Proceeds*	Profit/(Loss)**	%Return
1	BALRAMCHIN	Profit	127038.44	130745.90	3707.46	2.92%
2	MANAPPURAM	Profit	127099.18	131183.09	4083.91	3.21%
3	PETRONET	Profit	127096.17	131503.98	4407.81	3.47%
4	SUDARSCHEM	Profit	125672.33	131349.74	5677.41	4.52%
5	CMSINFO	Out of range	0.00	0.00	0.00	0%
6	LICHSGFIN	Loss	126643.00	99236.88	-27406.12	-21.64%
Total			633549.12	624019.59	-9529.53	-1.50%

OVERALL PERFORMANCE SUMMARY

Amount Invested	Sale Proceeds	Profit/(Loss)	%Return
633549.12	624019.59	-9529.53	-1.50%

* We have considered the market value for open stocks as on the previous day prior to the report for open stocks.

** Includes unrealized gains for open stocks, if any.

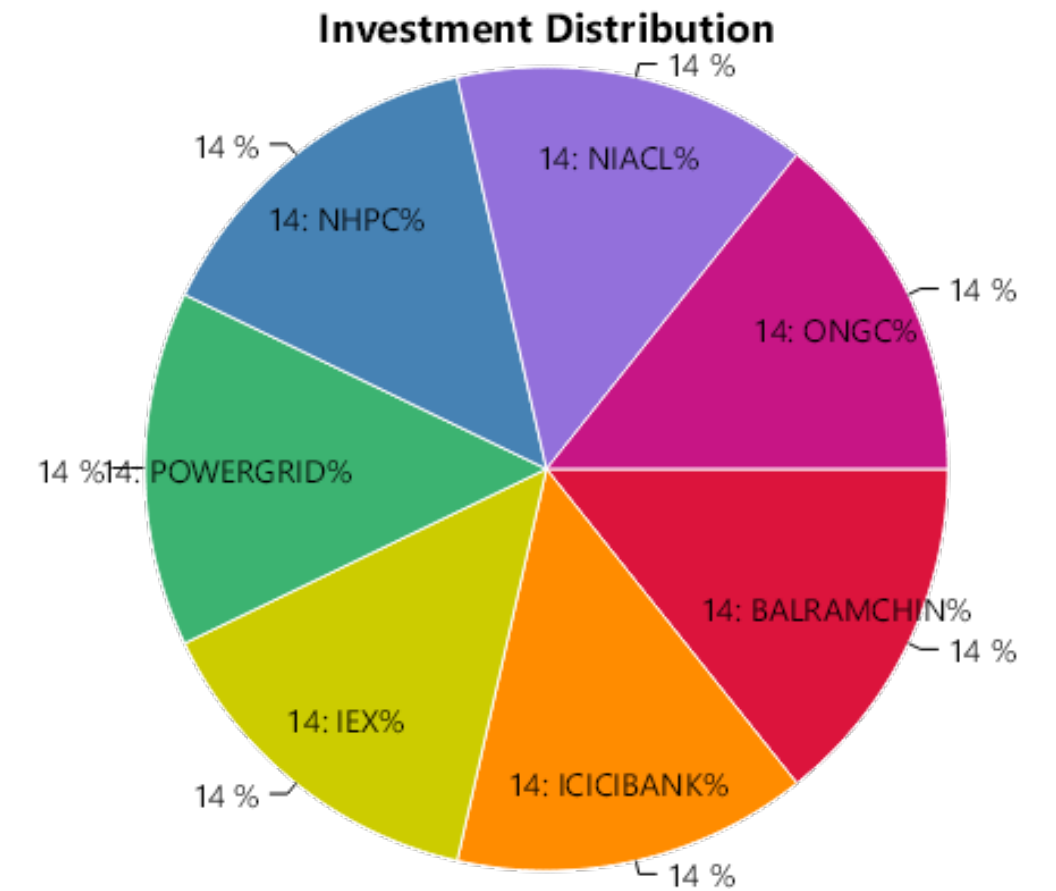


STOCK WISE PERFORMANCE SUMMARY

Sr No.	Stock Name	Status	Amount Invested*	Sale Proceeds*	Profit/(Loss)**	%Return
1	BALRAMCHIN	Profit	88890.11	94884.24	5994.13	6.74%
2	ICICIBANK	Profit	89031.57	94624.50	5592.93	6.28%
3	IEX	Profit	88565.65	95381.41	6815.76	7.70%
4	POWERGRID	Open	88922.81	67045.00	-21877.81	-24.60%
5	NHPC	Loss	88882.02	72229.16	-16652.86	-18.74%
6	NIACL	Loss	88945.97	70706.26	-18239.71	-20.51%
7	ONGC	Loss	88710.31	72762.36	-15947.95	-17.98%
Total			621948.44	567632.93	-54315.51	-8.73%

OVERALL PERFORMANCE SUMMARY

Amount Invested	Sale Proceeds	Profit/(Loss)	%Return
621948.44	567632.93	-54315.51	-8.73%



* We have considered the market value for open stocks as on the previous day prior to the report for open stocks.

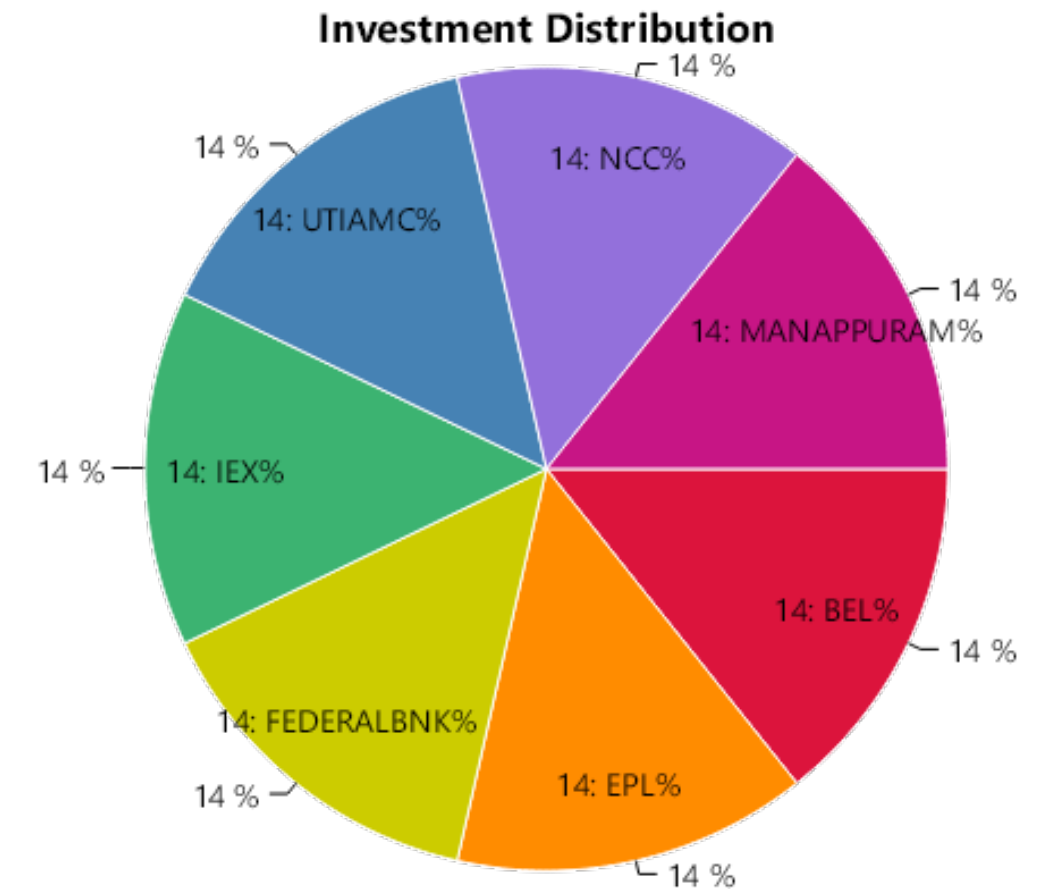
** Includes unrealized gains for open stocks, if any.

STOCK WISE PERFORMANCE SUMMARY

Sr No.	Stock Name	Status	Amount Invested*	Sale Proceeds*	Profit/(Loss)**	%Return
1	BEL	Profit	47739.10	49439.11	1700.01	3.56%
2	EPL	Profit	47962.42	49796.96	1834.54	3.82%
3	FEDERALBNK	Profit	47931.71	49540.81	1609.10	3.36%
4	IEX	Profit	47920.12	49549.60	1629.48	3.40%
5	UTIAMC	Profit	47976.51	49729.11	1752.60	3.65%
6	NCC	Open	47740.37	23018.73	-24721.64	-51.78%
7	MANAPPURAM	Loss	48077.22	37582.69	-10494.53	-21.83%
Total			335347.45	308657.01	-26690.44	-7.96%

OVERALL PERFORMANCE SUMMARY

Amount Invested	Sale Proceeds	Profit/(Loss)	%Return
335347.45	308657.01	-26690.44	-7.96%



* We have considered the market value for open stocks as on the previous day prior to the report for open stocks.

** Includes unrealized gains for open stocks, if any.

STOCK WISE PERFORMANCE SUMMARY

Sr No.	Stock Name	Status	Amount Invested*	Sale Proceeds*	Profit/(Loss)**	%Return
1	ASHOKLEY	Out of range	0.00	33442.56	33442.56	0%
2	BANKBARODA	Out of range	0.00	0.00	0.00	0%
3	FEDERALBNK	Out of range	0.00	0.00	0.00	0%
4	GESHIP	Out of range	0.00	0.00	0.00	0%
5	GREAVESCOT	Out of range	0.00	0.00	0.00	0%
6	KCP	Out of range	0.00	0.00	0.00	0%
7	SUNPHARMA	Out of range	0.00	0.00	0.00	0%
	Total		0.00	33442.56	33442.56	0%

Investment Distribution

OVERALL PERFORMANCE SUMMARY

Amount Invested	Sale Proceeds	Profit/(Loss)	%Return
0.00	33442.56	33442.56	0%

* We have considered the market value for open stocks as on the previous day prior to the report for open stocks.

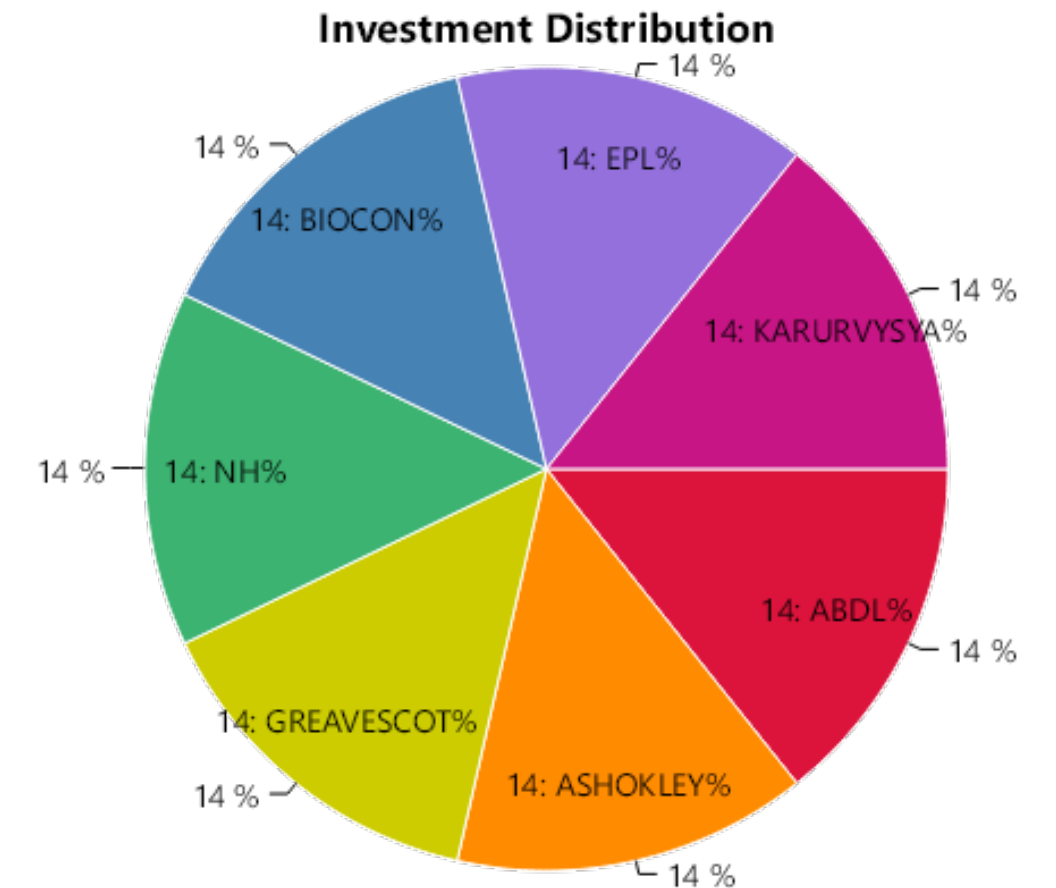
** Includes unrealized gains for open stocks, if any.

STOCK WISE PERFORMANCE SUMMARY

Sr No.	Stock Name	Status	Amount Invested*	Sale Proceeds*	Profit/(Loss)**	%Return
1	ABDL	Profit	16405.62	17192.41	786.79	4.80%
2	ASHOKLEY	Profit	16445.92	16407.01	-38.91	-0.24%
3	GREAVESCOT	Profit	16515.78	20235.29	3719.51	22.52%
4	NH	Profit	16208.64	16991.76	783.12	4.83%
5	BIOCON	Loss	16212.11	12998.04	-3214.07	-19.83%
6	EPL	Loss	16582.50	12977.41	-3605.09	-21.74%
7	KARURVYSYA	Loss	16497.08	12919.61	-3577.47	-21.69%
Total			114867.65	109721.53	-5146.12	-4.48%

OVERALL PERFORMANCE SUMMARY

Amount Invested	Sale Proceeds	Profit/(Loss)	%Return
114867.65	109721.53	-5146.12	-4.48%



* We have considered the market value for open stocks as on the previous day prior to the report for open stocks.

** Includes unrealized gains for open stocks, if any.

STOCK WISE PERFORMANCE SUMMARY

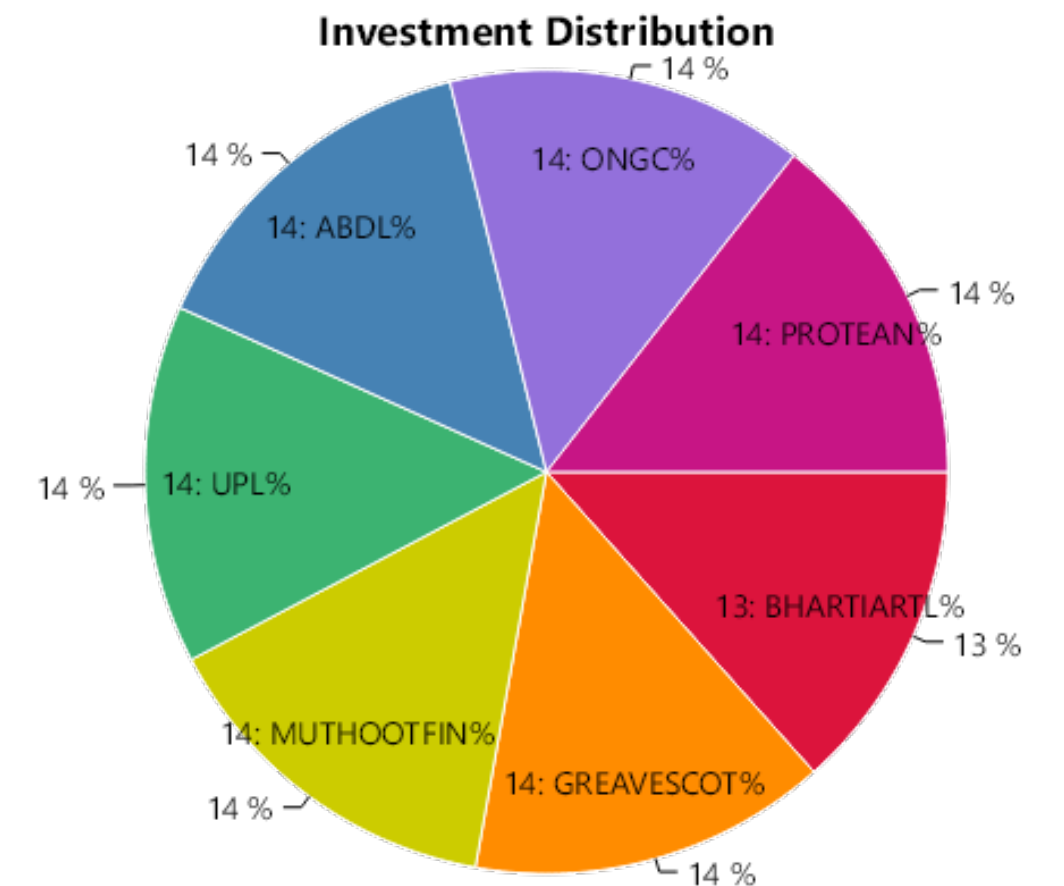
Sr No.	Stock Name	Status	Amount Invested*	Sale Proceeds*	Profit/(Loss)**	%Return
1	BHARTIARTL	Profit	19397.07	20369.64	972.57	5.01%
2	GREAVESCOT	Profit	21713.44	22568.84	855.40	3.94%
3	MUTHOOTFIN	Profit	21318.65	22145.30	826.65	3.88%
4	UPL	Profit	20819.12	21283.06	463.94	2.23%
5	ABDL	Loss	21259.62	17133.16	-4126.46	-19.41%
6	ONGC	Loss	21595.78	19886.42	-1709.36	-7.92%
7	PROTEAN	Loss	20786.89	16672.14	-4114.75	-19.79%
Total			146890.57	140058.56	-6832.01	-4.65%

OVERALL PERFORMANCE SUMMARY

Amount Invested	Sale Proceeds	Profit/(Loss)	%Return
146890.57	140058.56	-6832.01	-4.65%

* We have considered the market value for open stocks as on the previous day prior to the report for open stocks.

** Includes unrealized gains for open stocks, if any.



Contact Details

 LKP Securities Ltd, SPIP Division

 91 22 66351336 / 91 22 66351337  spip@lkpsec.com

 Registered Office: 203, Embassy Centre, Nariman Point, Mumbai - 400021.

 Registered Office: 2nd Floor, Gala Impecca, Andheri Kurla Road, Near Hotel Courtyard Marriott, Chakala, Andheri (East), Mumbai-400059.

Compliance & Grievance Officer

 Mr. Ritesh Tiwari

 022-6635 1234

 ho_compliance@lkpsec.com

Disclaimer & Disclosure : LKP Securities Ltd. (CIN-U67120MH1994PLC080039, www.Lkpsec.com) and its affiliates are a full- fledged, brokerage and financing group. LKP Securities Ltd is a SEBI registered Research Analyst with registration number INH000001758. LKP is a corporate trading member of Bombay Stock Exchange Limited (BSE), National Stock Exchange of India Limited (NSE) and Metropolitan Stock Exchange of India Limited (MSEI). LKP along with its subsidiaries offers the most comprehensive avenues for investments and is engaged in the businesses including stock broking (Institutional and retail), merchant banking, commodity broking, depository participant rendered in connection with distribution of primary market issues and financial products like mutual funds etc.

LKP offers research services to clients. The analyst for this report certifies that all of the views expressed in this report accurately reflect his or her personal views about the subject company or companies and its or their securities, and no part of his or her compensation was, is or will be, directly or indirectly related to specific recommendations or views expressed in this report.

Further, the information in the document has been printed on the basis of publicly available information; internal data and other sources believed to be true and are for general guidance only but which may have not been verified independently. While every effort is made to ensure the accuracy and completeness of information contained, the company takes no responsibility and assumes no liability for any error/ omission or accuracy of the information. Recipients of this material should rely on their own judgments and conclusions from relevant sources before making any investment. The investments discussed or recommended in this report may not be suitable for all investors. Opinion expressed is the current opinion as of the date appearing on the material only. Value of the investments referred to in this material are subject to volatility. Past performance is not a guide for future performance. Investment in securities market are subject to market risks. Read all the related documents carefully before investing. Registration granted by SEBI and certification from NISM in no way guarantee performance of the intermediary or provide any assurance of returns to investors. These securities quoted are for illustration only and are not recommendatory.

Mr. S. Ranganathan (Advisor) - SEBI Registration No-INH2200252399,
Mr. Kunal Bothra (Research Analyst) - SEBI Registered No. INH000005263



THANK YOU