

SPIP Performance Report 2024-2025

Client Name : ARVIND PADMA MANONDRA HUF

Client Code : RA001130

Date : 23/12/2025



Sr No.	Month	Amount Invested	Sale Proceeds*	Profit/(Loss)**	%Return
1	May-2024	672582.20	681767.74	9185.54	1.37%
2	Jun-2024	600169.17	595222.40	-4946.77	-0.82%
3	Jul-2024	519951.99	515117.40	-4834.59	-0.93%
4	Aug-2024	371741.84	341387.38	-30354.46	-8.17%
5	Sep-2024	296522.62	274687.93	-21834.69	-7.36%
6	Oct-2024	188769.33	182834.11	-5935.22	-3.14%

* We have considered the market value for open stocks as on the previous day prior to the report for open stocks.

** Includes unrealized gains for open stocks, if any.

STOCK WISE PERFORMANCE SUMMARY

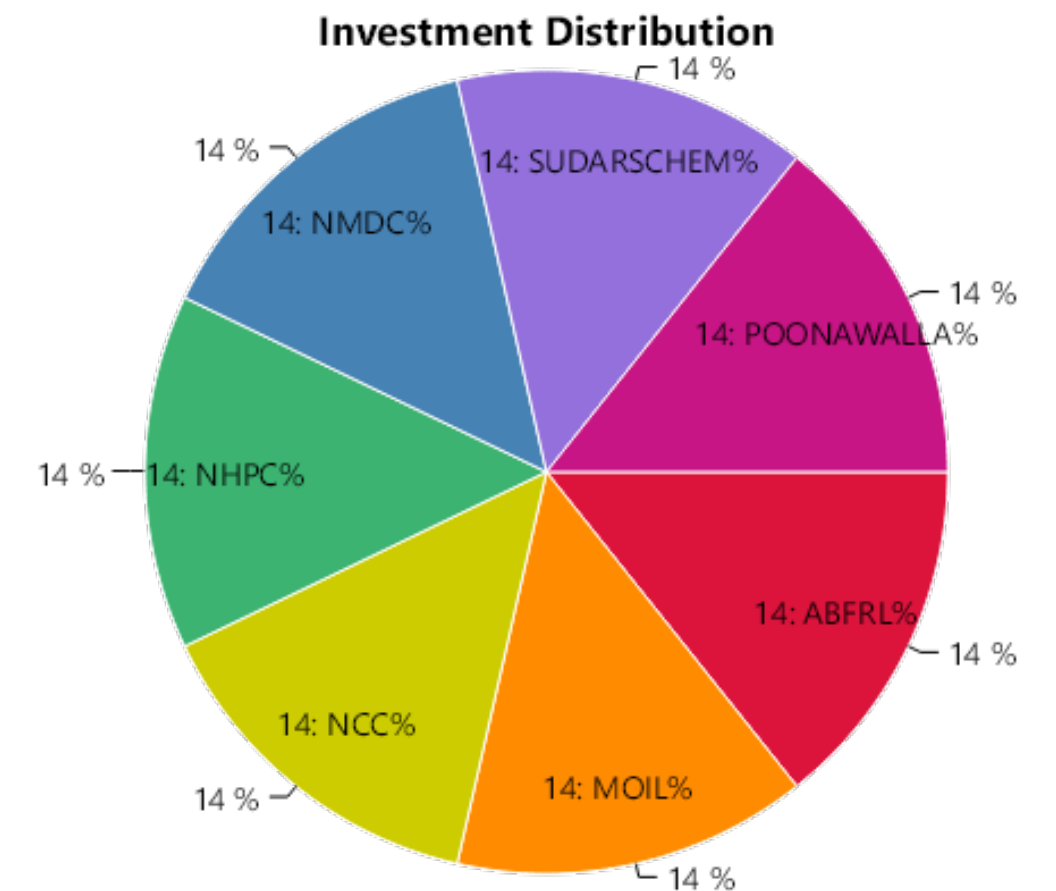
Sr No.	Stock Name	Status	Amount Invested*	Sale Proceeds*	Profit/(Loss)**	%Return
1	ABFRL	Profit	96313.90	99542.39	3228.49	3.35%
2	MOIL	Profit	95735.88	99279.67	3543.79	3.70%
3	NCC	Profit	96336.37	99942.08	3605.71	3.74%
4	NHPC	Profit	96453.89	99829.55	3375.66	3.50%
5	NMDC	Profit	95643.21	99628.09	3984.88	4.17%
6	SUDARSCHEM	Profit	96016.86	108433.69	12416.83	12.93%
7	POONAWALLA	Loss	96082.09	75112.27	-20969.82	-21.82%
Total			672582.20	681767.74	9185.54	1.37%

OVERALL PERFORMANCE SUMMARY

Amount Invested	Sale Proceeds	Profit/(Loss)	%Return
672582.20	681767.74	9185.54	1.37%

* We have considered the market value for open stocks as on the previous day prior to the report for open stocks.

** Includes unrealized gains for open stocks, if any.

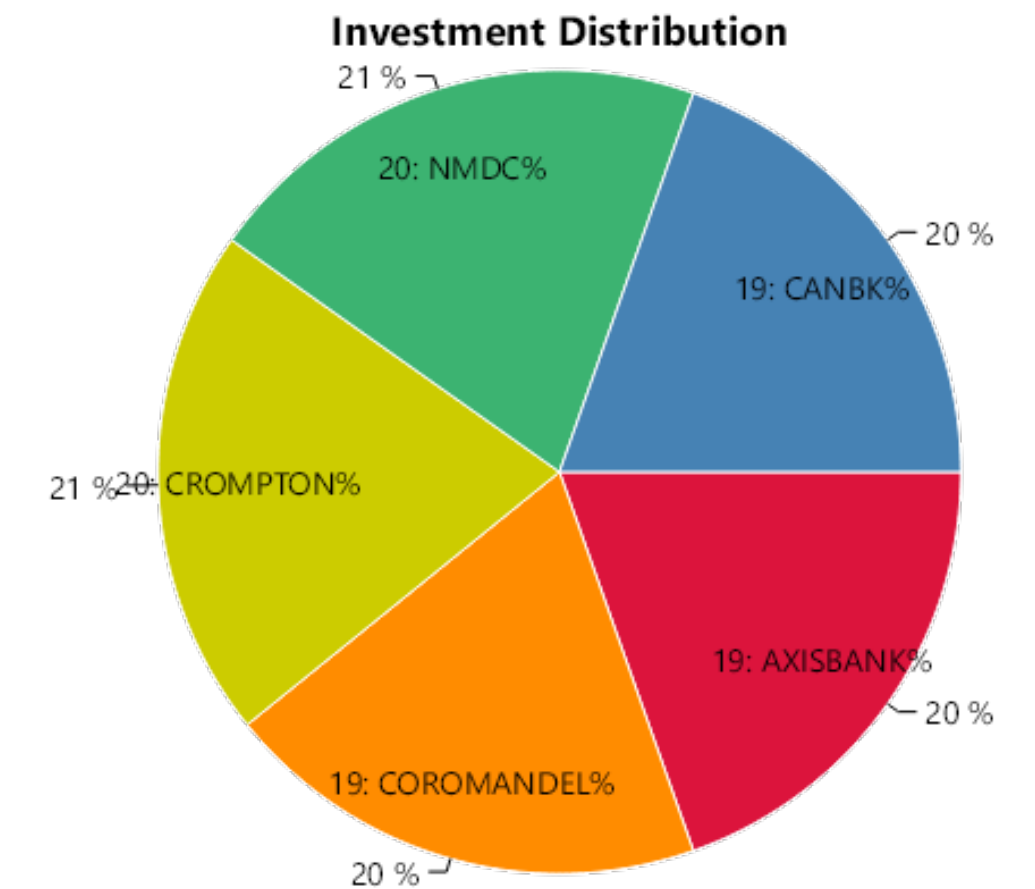


STOCK WISE PERFORMANCE SUMMARY

Sr No.	Stock Name	Status	Amount Invested*	Sale Proceeds*	Profit/(Loss)**	%Return
1	AXISBANK	Profit	119400.45	125317.16	5916.71	4.96%
2	COROMANDEL	Profit	119849.30	125118.04	5268.74	4.40%
3	CROMPTON	Profit	120414.04	125499.02	5084.98	4.22%
4	NMDC	Profit	120511.38	125623.42	5112.04	4.24%
5	CMSINFO	Out of range	0.00	0.00	0.00	0%
6	CANBK	Loss	119994.00	93664.76	-26329.24	-21.94%
Total			600169.17	595222.40	-4946.77	-0.82%

OVERALL PERFORMANCE SUMMARY

Amount Invested	Sale Proceeds	Profit/(Loss)	%Return
600169.17	595222.40	-4946.77	-0.82%



* We have considered the market value for open stocks as on the previous day prior to the report for open stocks.

** Includes unrealized gains for open stocks, if any.

STOCK WISE PERFORMANCE SUMMARY

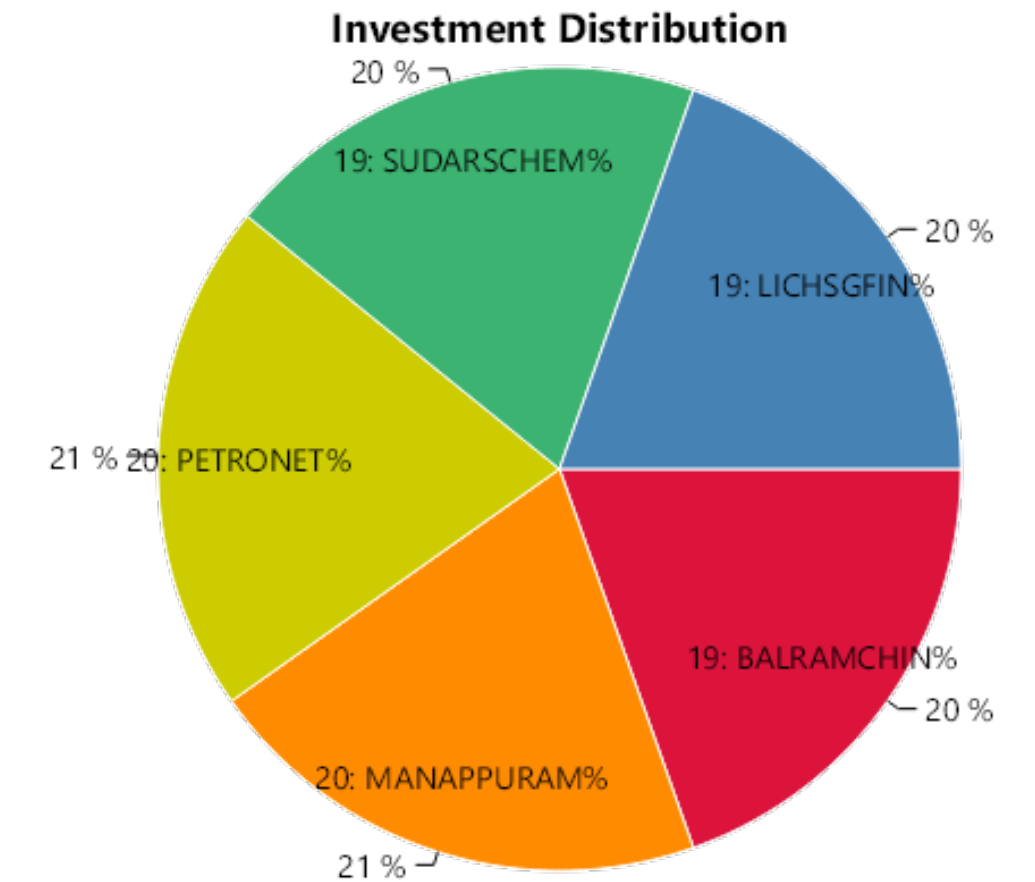
Sr No.	Stock Name	Status	Amount Invested*	Sale Proceeds*	Profit/(Loss)**	%Return
1	BALRAMCHIN	Profit	103892.95	107684.07	3791.12	3.65%
2	MANAPPURAM	Profit	104314.56	108430.61	4116.05	3.95%
3	PETRONET	Profit	104261.84	108641.69	4379.85	4.20%
4	SUDARSCHEM	Profit	103791.57	108531.15	4739.58	4.57%
5	CMSINFO	Out of range	0.00	0.00	0.00	0%
6	LICHSGFIN	Loss	103691.07	81829.88	-21861.19	-21.08%
Total			519951.99	515117.40	-4834.59	-0.93%

OVERALL PERFORMANCE SUMMARY

Amount Invested	Sale Proceeds	Profit/(Loss)	%Return
519951.99	515117.40	-4834.59	-0.93%

* We have considered the market value for open stocks as on the previous day prior to the report for open stocks.

** Includes unrealized gains for open stocks, if any.

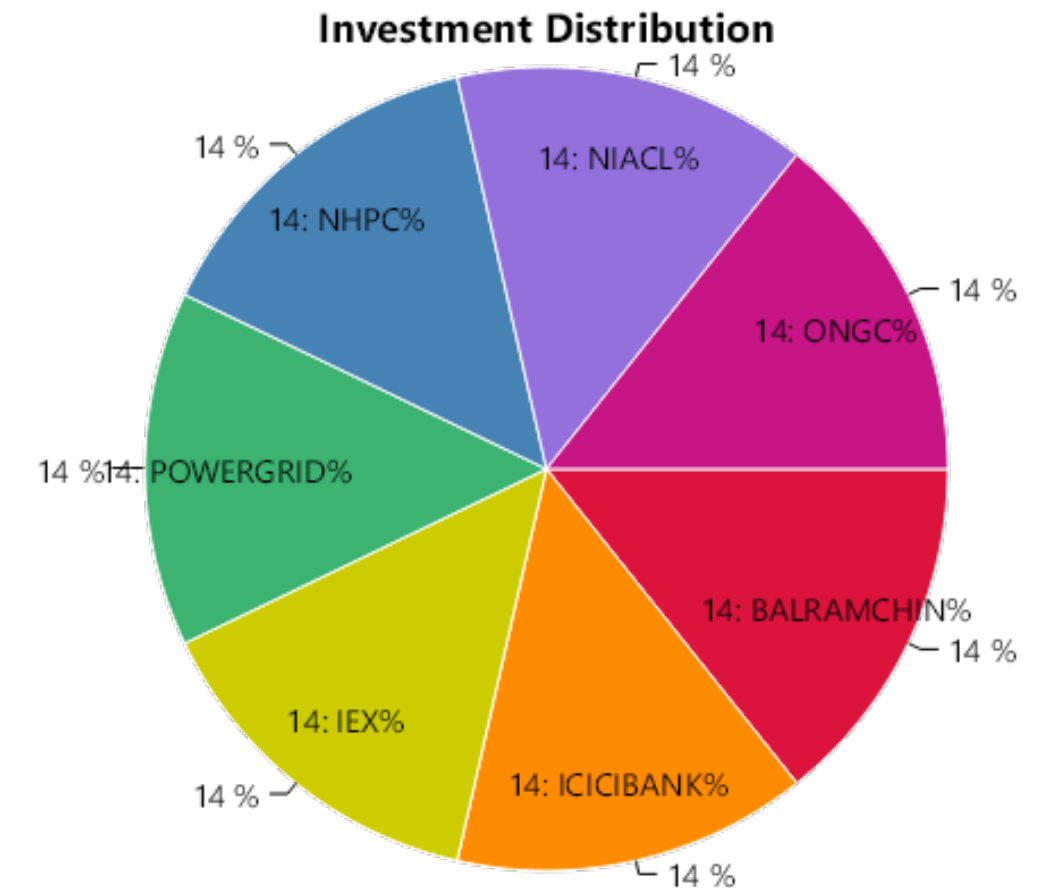


STOCK WISE PERFORMANCE SUMMARY

Sr No.	Stock Name	Status	Amount Invested*	Sale Proceeds*	Profit/(Loss)**	%Return
1	BALRAMCHIN	Profit	53050.86	57037.88	3987.02	7.52%
2	ICICIBANK	Profit	53227.75	56945.70	3717.95	6.98%
3	IEX	Profit	53198.26	57557.68	4359.42	8.19%
4	POWERGRID	Open	52886.51	40015.00	-12871.51	-24.34%
5	NHPC	Loss	53222.47	43559.74	-9662.73	-18.16%
6	NIACL	Loss	53179.74	42568.56	-10611.18	-19.95%
7	ONGC	Loss	52976.25	43702.82	-9273.43	-17.50%
Total			371741.84	341387.38	-30354.46	-8.17%

OVERALL PERFORMANCE SUMMARY

Amount Invested	Sale Proceeds	Profit/(Loss)	%Return
371741.84	341387.38	-30354.46	-8.17%



* We have considered the market value for open stocks as on the previous day prior to the report for open stocks.

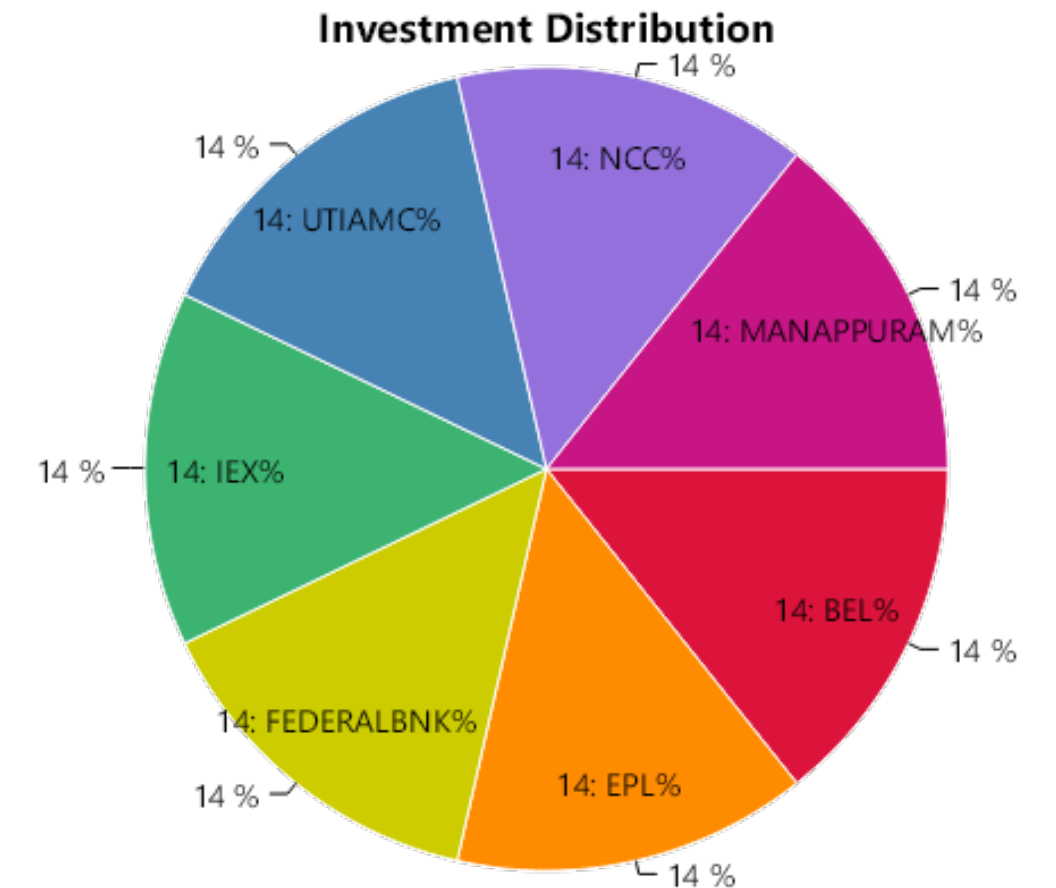
** Includes unrealized gains for open stocks, if any.

STOCK WISE PERFORMANCE SUMMARY

Sr No.	Stock Name	Status	Amount Invested*	Sale Proceeds*	Profit/(Loss)**	%Return
1	BEL	Profit	42421.68	44257.42	1835.74	4.33%
2	EPL	Profit	42485.18	44397.36	1912.18	4.50%
3	FEDERALBNK	Profit	42415.98	44148.81	1732.83	4.09%
4	IEX	Profit	42379.11	44130.20	1751.09	4.13%
5	UTIAMC	Profit	41980.01	43796.16	1816.15	4.33%
6	NCC	Open	42397.93	20513.29	-21884.64	-51.62%
7	MANAPPURAM	Loss	42442.73	33444.69	-8998.04	-21.20%
Total			296522.62	274687.93	-21834.69	-7.36%

OVERALL PERFORMANCE SUMMARY

Amount Invested	Sale Proceeds	Profit/(Loss)	%Return
296522.62	274687.93	-21834.69	-7.36%



* We have considered the market value for open stocks as on the previous day prior to the report for open stocks.

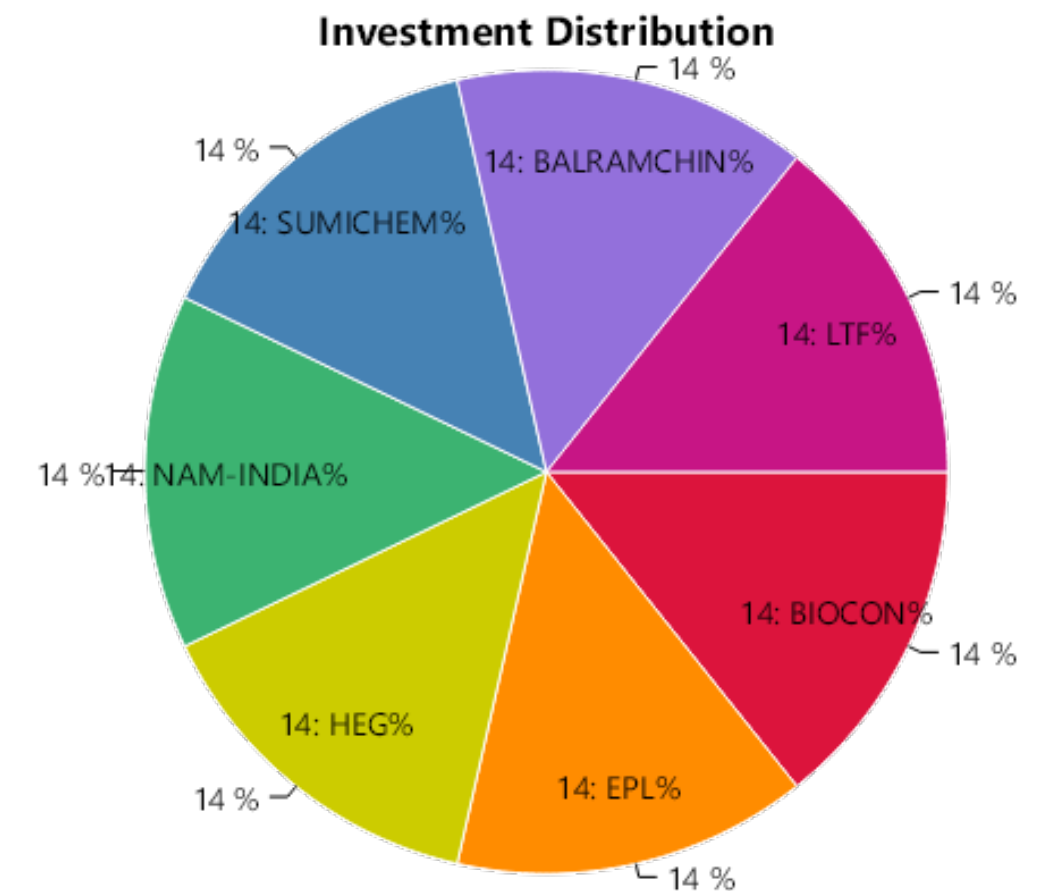
** Includes unrealized gains for open stocks, if any.

STOCK WISE PERFORMANCE SUMMARY

Sr No.	Stock Name	Status	Amount Invested*	Sale Proceeds*	Profit/(Loss)**	%Return
1	BIOCON	Profit	27024.00	28113.75	1089.75	4.03%
2	EPL	Profit	27122.54	28032.70	910.16	3.36%
3	HEG	Profit	26673.24	27818.23	1144.99	4.29%
4	NAM-INDIA	Profit	26733.20	27801.34	1068.14	4.00%
5	SUMICHEM	Profit	27249.39	28309.17	1059.78	3.89%
6	BALRAMCHIN	Loss	26880.25	21227.71	-5652.54	-21.03%
7	LTF	Loss	27086.71	21531.21	-5555.50	-20.51%
Total			188769.33	182834.11	-5935.22	-3.14%

OVERALL PERFORMANCE SUMMARY

Amount Invested	Sale Proceeds	Profit/(Loss)	%Return
188769.33	182834.11	-5935.22	-3.14%



* We have considered the market value for open stocks as on the previous day prior to the report for open stocks.

** Includes unrealized gains for open stocks, if any.

Contact Details

 LKP Securities Ltd, SPIP Division

 91 22 66351336 / 91 22 66351337  spip@lkpsec.com

 Registered Office: 203, Embassy Centre, Nariman Point, Mumbai - 400021.

 Registered Office: 2nd Floor, Gala Impecca, Andheri Kurla Road, Near Hotel Courtyard Marriott, Chakala, Andheri (East), Mumbai-400059.

Compliance & Grievance Officer

 Mr. Ritesh Tiwari

 022-6635 1234

 ho_compliance@lkpsec.com

Disclaimer & Disclosure : LKP Securities Ltd. (CIN-U67120MH1994PLC080039, www.Lkpsec.com) and its affiliates are a full- fledged, brokerage and financing group. LKP Securities Ltd is a SEBI registered Research Analyst with registration number INH000001758. LKP is a corporate trading member of Bombay Stock Exchange Limited (BSE), National Stock Exchange of India Limited (NSE) and Metropolitan Stock Exchange of India Limited (MSEI). LKP along with its subsidiaries offers the most comprehensive avenues for investments and is engaged in the businesses including stock broking (Institutional and retail), merchant banking, commodity broking, depository participant rendered in connection with distribution of primary market issues and financial products like mutual funds etc.

LKP offers research services to clients. The analyst for this report certifies that all of the views expressed in this report accurately reflect his or her personal views about the subject company or companies and its or their securities, and no part of his or her compensation was, is or will be, directly or indirectly related to specific recommendations or views expressed in this report.

Further, the information in the document has been printed on the basis of publicly available information; internal data and other sources believed to be true and are for general guidance only but which may have not been verified independently. While every effort is made to ensure the accuracy and completeness of information contained, the company takes no responsibility and assumes no liability for any error/ omission or accuracy of the information. Recipients of this material should rely on their own judgments and conclusions from relevant sources before making any investment. The investments discussed or recommended in this report may not be suitable for all investors. Opinion expressed is the current opinion as of the date appearing on the material only. Value of the investments referred to in this material are subject to volatility. Past performance is not a guide for future performance. Investment in securities market are subject to market risks. Read all the related documents carefully before investing. Registration granted by SEBI and certification from NISM in no way guarantee performance of the intermediary or provide any assurance of returns to investors. These securities quoted are for illustration only and are not recommendatory.

Mr. S. Ranganathan (Advisor) - SEBI Registration No-INH2200252399,
Mr. Kunal Bothra (Research Analyst) - SEBI Registered No. INH000005263



THANK YOU