

# SPIP Performance Report 2024-2025

Client Name : HASMUKH K SHAH HUF

Client Code : RA001162

Date : 23/12/2025



Sr No.	Month	Amount Invested	Sale Proceeds*	Profit/(Loss)**	%Return
1	Apr-2024	415257.08	382515.13	-32741.95	-7.88%
2	May-2024	425214.81	430746.88	5532.07	1.30%
3	Jun-2024	246154.54	267452.46	21297.92	8.65%
4	Jul-2024	264916.20	262486.17	-2430.03	-0.92%
5	Aug-2024	192443.86	176587.76	-15856.10	-8.24%
6	Oct-2024	144200.51	147040.89	2840.38	1.97%

\* We have considered the market value for open stocks as on the previous day prior to the report for open stocks.

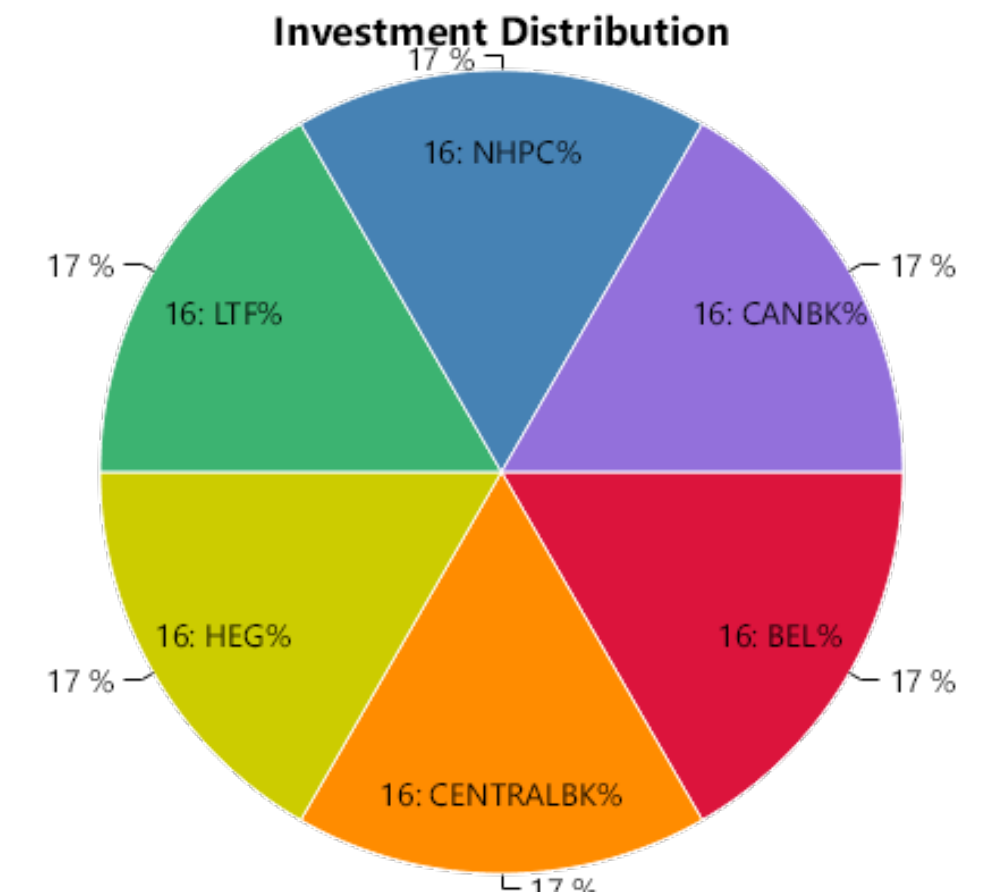
\*\* Includes unrealized gains for open stocks, if any.

## STOCK WISE PERFORMANCE SUMMARY

Sr No.	Stock Name	Status	Amount Invested*	Sale Proceeds*	Profit/(Loss)**	%Return
1	BEL	Profit	69082.43	73086.88	4004.45	5.80%
2	CENTRALBK	Profit	69718.75	73073.41	3354.66	4.81%
3	HEG	Profit	68297.56	72418.58	4121.02	6.03%
4	LTF	Profit	70157.28	73475.34	3318.06	4.73%
5	NHPC	Profit	69078.42	73026.12	3947.70	5.71%
6	CANBK	Open	68922.64	17434.80	-51487.84	-74.70%
7	ORIENTHOT	Out of range	0.00	0.00	0.00	0%
<b>Total</b>			<b>415257.08</b>	<b>382515.13</b>	<b>-32741.95</b>	<b>-7.88%</b>

## OVERALL PERFORMANCE SUMMARY

Amount Invested	Sale Proceeds	Profit/(Loss)	%Return
415257.08	382515.13	-32741.95	-7.88%



\* We have considered the market value for open stocks as on the previous day prior to the report for open stocks.

\*\* Includes unrealized gains for open stocks, if any.

## STOCK WISE PERFORMANCE SUMMARY

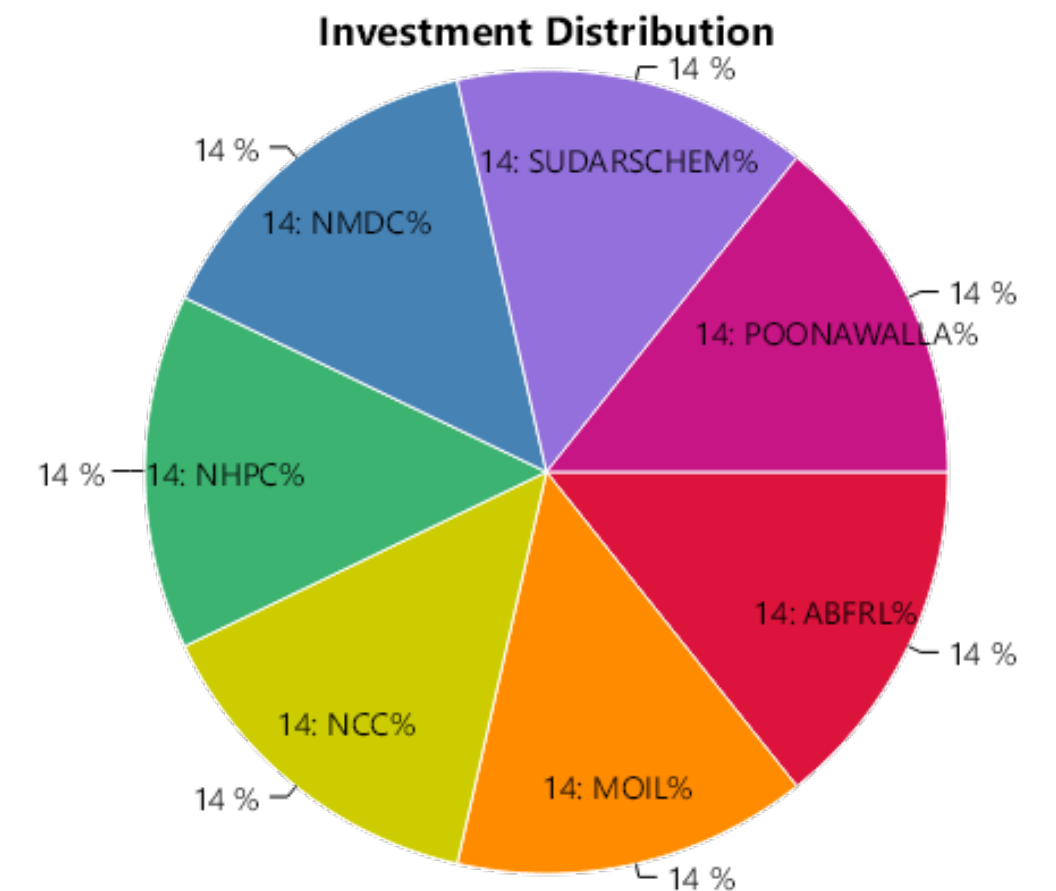
Sr No.	Stock Name	Status	Amount Invested*	Sale Proceeds*	Profit/(Loss)**	%Return
1	ABFRL	Profit	60845.17	62882.96	2037.79	3.35%
2	MOIL	Profit	60733.57	62752.47	2018.90	3.32%
3	NCC	Profit	60923.00	63176.05	2253.05	3.70%
4	NHPC	Profit	60967.85	63100.03	2132.18	3.50%
5	NMDC	Profit	60375.51	62833.62	2458.11	4.07%
6	SUDARSCHEM	Profit	60762.38	68623.93	7861.55	12.94%
7	POONAWALLA	Loss	60607.33	47377.82	-13229.51	-21.83%
<b>Total</b>			<b>425214.81</b>	<b>430746.88</b>	<b>5532.07</b>	<b>1.30%</b>

## OVERALL PERFORMANCE SUMMARY

Amount Invested	Sale Proceeds	Profit/(Loss)	%Return
425214.81	430746.88	5532.07	1.30%

\* We have considered the market value for open stocks as on the previous day prior to the report for open stocks.

\*\* Includes unrealized gains for open stocks, if any.



## STOCK WISE PERFORMANCE SUMMARY

Sr No.	Stock Name	Status	Amount Invested*	Sale Proceeds*	Profit/(Loss)**	%Return
1	AXISBANK	Profit	48469.11	50871.48	2402.37	4.96%
2	COROMANDEL	Profit	49348.85	51518.92	2170.07	4.40%
3	CROMPTON	Profit	49462.62	51552.11	2089.49	4.22%
4	NMDC	Profit	49486.20	51586.35	2100.15	4.24%
5	CANBK	Open	49387.76	61923.60	12535.84	25.38%
6	CMSINFO	Out of range	0.00	0.00	0.00	0%
<b>Total</b>			<b>246154.54</b>	<b>267452.46</b>	<b>21297.92</b>	<b>8.65%</b>

## OVERALL PERFORMANCE SUMMARY

Amount Invested	Sale Proceeds	Profit/(Loss)	%Return
246154.54	267452.46	21297.92	8.65%



\* We have considered the market value for open stocks as on the previous day prior to the report for open stocks.

\*\* Includes unrealized gains for open stocks, if any.

## STOCK WISE PERFORMANCE SUMMARY

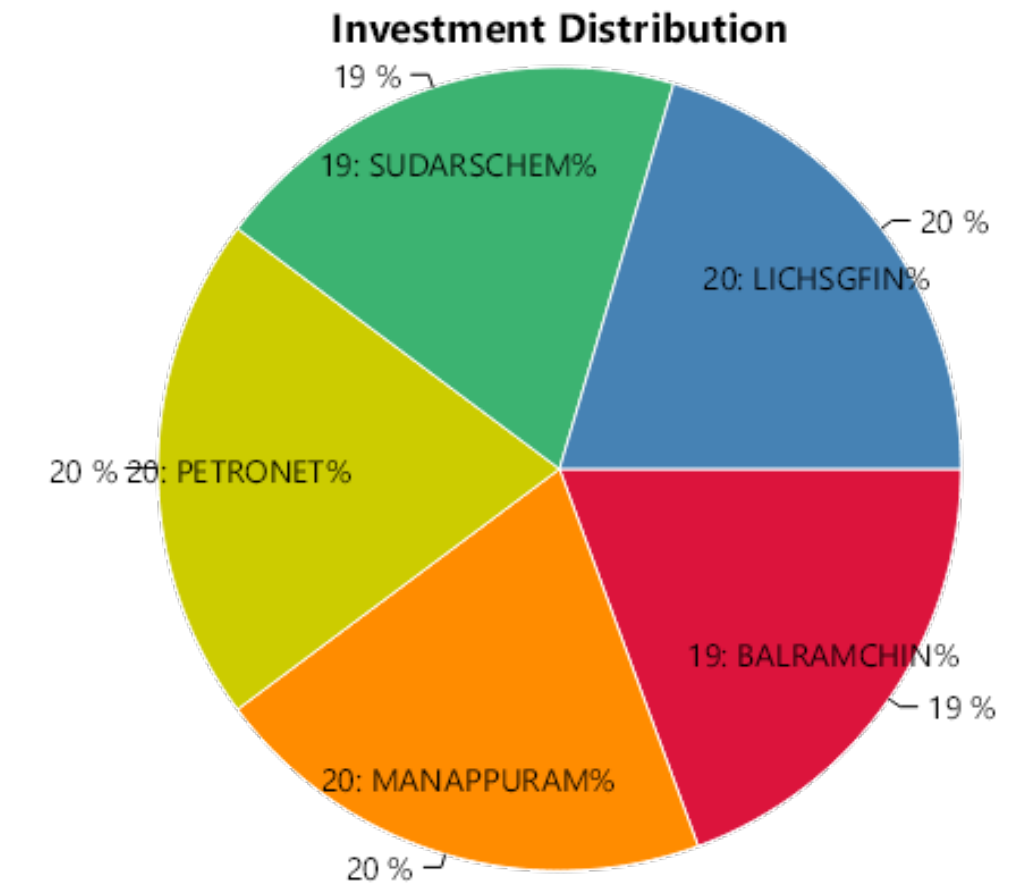
Sr No.	Stock Name	Status	Amount Invested*	Sale Proceeds*	Profit/(Loss)**	%Return
1	BALRAMCHIN	Profit	52819.76	54746.86	1927.10	3.65%
2	MANAPPURAM	Profit	53105.57	55201.52	2095.95	3.95%
3	PETRONET	Profit	53133.42	55365.01	2231.59	4.20%
4	SUDARSCHEM	Profit	52806.22	55217.62	2411.40	4.57%
5	CMSINFO	Out of range	0.00	0.00	0.00	0%
6	LICHSGFIN	Loss	53051.23	41955.16	-11096.07	-20.92%
<b>Total</b>			<b>264916.20</b>	<b>262486.17</b>	<b>-2430.03</b>	<b>-0.92%</b>

## OVERALL PERFORMANCE SUMMARY

Amount Invested	Sale Proceeds	Profit/(Loss)	%Return
264916.20	262486.17	-2430.03	-0.92%

\* We have considered the market value for open stocks as on the previous day prior to the report for open stocks.

\*\* Includes unrealized gains for open stocks, if any.



## STOCK WISE PERFORMANCE SUMMARY

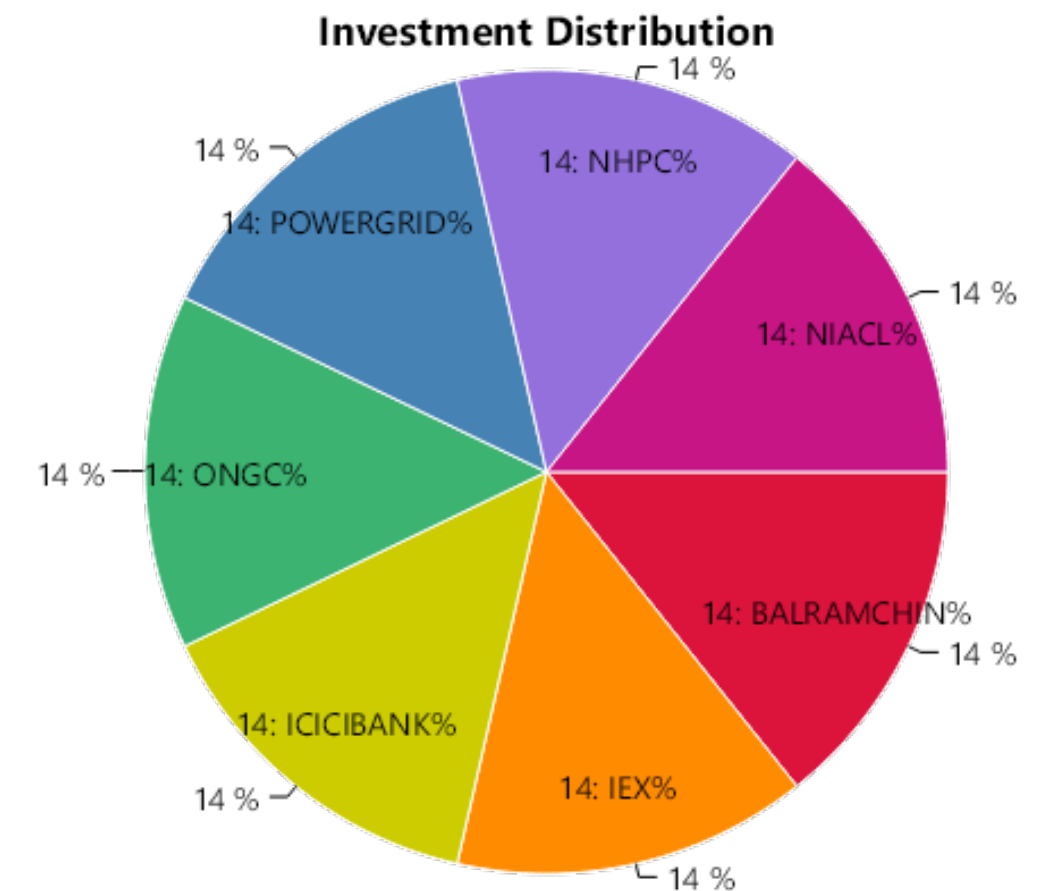
Sr No.	Stock Name	Status	Amount Invested*	Sale Proceeds*	Profit/(Loss)**	%Return
1	BALRAMCHIN	Profit	27473.08	29537.00	2063.92	7.51%
2	IEX	Profit	27572.21	29913.63	2341.42	8.49%
3	ICICIBANK	Open	27204.00	31475.50	4271.50	15.70%
4	ONGC	Open	27445.39	20139.48	-7305.91	-26.62%
5	POWERGRID	Open	27668.96	20935.00	-6733.96	-24.34%
6	NHPC	Loss	27659.56	22637.86	-5021.70	-18.16%
7	NIACL	Loss	27420.66	21949.29	-5471.37	-19.95%
<b>Total</b>			<b>192443.86</b>	<b>176587.76</b>	<b>-15856.10</b>	<b>-8.24%</b>

## OVERALL PERFORMANCE SUMMARY

Amount Invested	Sale Proceeds	Profit/(Loss)	%Return
192443.86	176587.76	-15856.10	-8.24%

\* We have considered the market value for open stocks as on the previous day prior to the report for open stocks.

\*\* Includes unrealized gains for open stocks, if any.

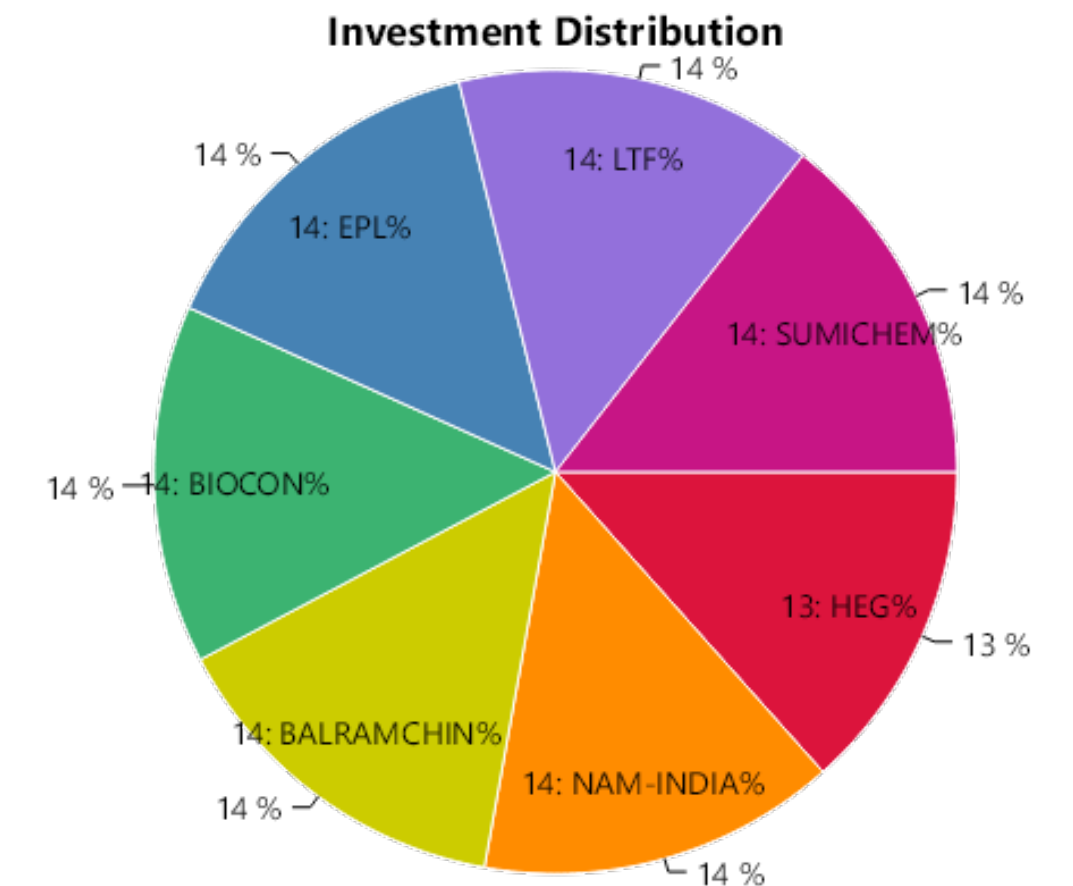


## STOCK WISE PERFORMANCE SUMMARY

Sr No.	Stock Name	Status	Amount Invested*	Sale Proceeds*	Profit/(Loss)**	%Return
1	HEG	Profit	19398.72	20231.44	832.72	4.29%
2	NAM-INDIA	Profit	20718.23	21545.75	827.52	3.99%
3	BALRAMCHIN	Open	20793.66	13672.55	-7121.11	-34.25%
4	BIOCON	Open	20881.16	23159.40	2278.24	10.91%
5	EPL	Open	20938.32	16711.50	-4226.82	-20.19%
6	LTF	Open	20894.35	34885.25	13990.90	66.96%
7	SUMICHEM	Open	20576.07	16835.00	-3741.07	-18.18%
<b>Total</b>			<b>144200.51</b>	<b>147040.89</b>	<b>2840.38</b>	<b>1.97%</b>

## OVERALL PERFORMANCE SUMMARY

Amount Invested	Sale Proceeds	Profit/(Loss)	%Return
144200.51	147040.89	2840.38	1.97%



\* We have considered the market value for open stocks as on the previous day prior to the report for open stocks.

\*\* Includes unrealized gains for open stocks, if any.

## Contact Details

 LKP Securities Ltd, SPIP Division

 91 22 66351336 / 91 22 66351337    [spip@lkpsec.com](mailto:spip@lkpsec.com)

 Registered Office: 203, Embassy Centre, Nariman Point, Mumbai - 400021.

 Registered Office: 2nd Floor, Gala Impecca, Andheri Kurla Road, Near Hotel Courtyard Marriott, Chakala, Andheri (East), Mumbai-400059.

## Compliance & Grievance Officer

 Mr. Ritesh Tiwari

 022-6635 1234

 [ho\\_compliance@lkpsec.com](mailto:ho_compliance@lkpsec.com)

**Disclaimer & Disclosure :** LKP Securities Ltd. (CIN-U67120MH1994PLC080039, [www.Lkpsec.com](http://www.Lkpsec.com)) and its affiliates are a full- fledged, brokerage and financing group. LKP Securities Ltd is a SEBI registered Research Analyst with registration number INH000001758. LKP is a corporate trading member of Bombay Stock Exchange Limited (BSE), National Stock Exchange of India Limited (NSE) and Metropolitan Stock Exchange of India Limited (MSEI). LKP along with its subsidiaries offers the most comprehensive avenues for investments and is engaged in the businesses including stock broking (Institutional and retail), merchant banking, commodity broking, depository participant rendered in connection with distribution of primary market issues and financial products like mutual funds etc.

LKP offers research services to clients. The analyst for this report certifies that all of the views expressed in this report accurately reflect his or her personal views about the subject company or companies and its or their securities, and no part of his or her compensation was, is or will be, directly or indirectly related to specific recommendations or views expressed in this report.

Further, the information in the document has been printed on the basis of publicly available information; internal data and other sources believed to be true and are for general guidance only but which may have not been verified independently. While every effort is made to ensure the accuracy and completeness of information contained, the company takes no responsibility and assumes no liability for any error/ omission or accuracy of the information. Recipients of this material should rely on their own judgments and conclusions from relevant sources before making any investment. The investments discussed or recommended in this report may not be suitable for all investors. Opinion expressed is the current opinion as of the date appearing on the material only. Value of the investments referred to in this material are subject to volatility. Past performance is not a guide for future performance. Investment in securities market are subject to market risks. Read all the related documents carefully before investing. Registration granted by SEBI and certification from NISM in no way guarantee performance of the intermediary or provide any assurance of returns to investors. These securities quoted are for illustration only and are not recommendatory.

Mr. S. Ranganathan (Advisor) - SEBI Registration No-INH2200252399,  
Mr. Kunal Bothra (Research Analyst) - SEBI Registered No. INH000005263



**THANK YOU**