

SPIP Performance Report 2024-2025

Client Name : ABHISHEK ARUN DIWATE

Client Code : RA001177

Date : 23/12/2025



Sr No.	Month	Amount Invested	Sale Proceeds*	Profit/(Loss)**	%Return
1	Apr-2024	95892.61	100721.29	4828.68	5.04%
2	May-2024	282296.09	284632.22	2336.13	0.83%
3	Jul-2024	148298.74	146289.83	-2008.91	-1.35%
4	Aug-2024	296832.79	270521.28	-26311.51	-8.86%
5	Sep-2024	337883.24	337593.91	-289.33	-0.09%
6	Nov-2024	30695.33	32694.40	1999.07	6.51%

* We have considered the market value for open stocks as on the previous day prior to the report for open stocks.

** Includes unrealized gains for open stocks, if any.

STOCK WISE PERFORMANCE SUMMARY

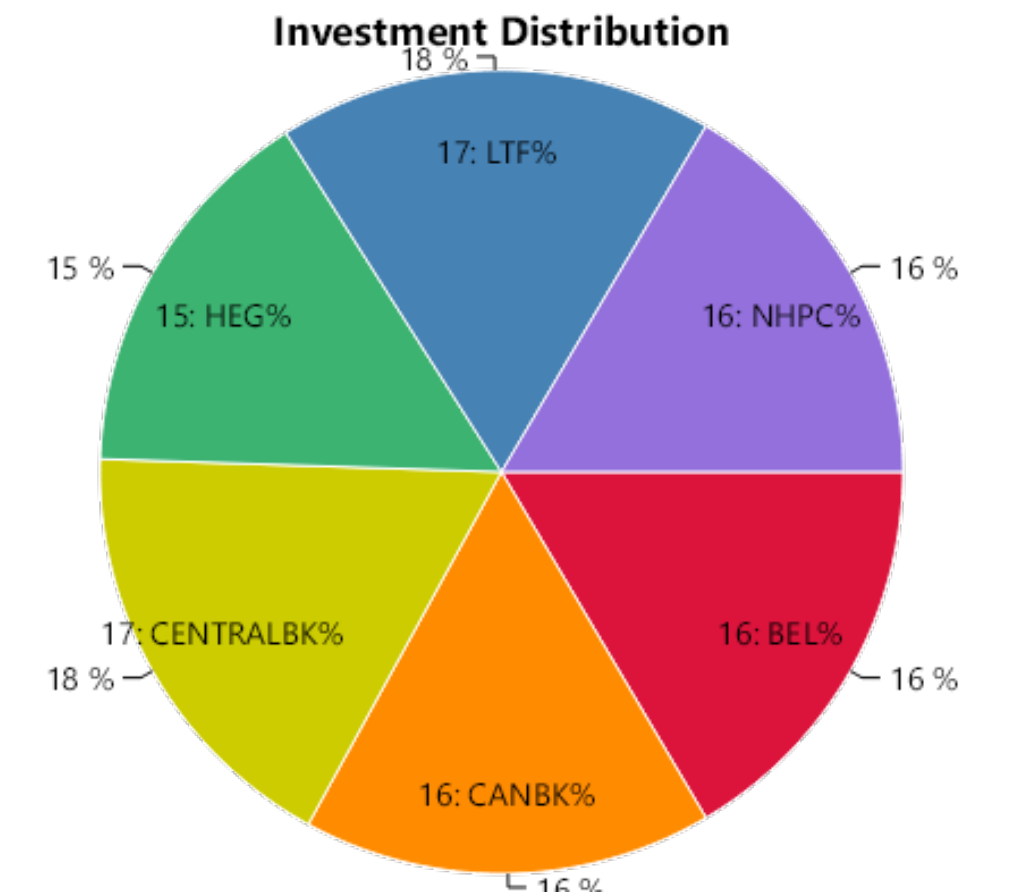
Sr No.	Stock Name	Status	Amount Invested*	Sale Proceeds*	Profit/(Loss)**	%Return
1	BEL	Profit	16125.35	17005.47	880.12	5.46%
2	CANBK	Profit	16063.34	16906.85	843.51	5.25%
3	CENTRALBK	Profit	16440.70	17161.02	720.32	4.38%
4	HEG	Profit	14512.09	15325.21	813.12	5.60%
5	LTF	Profit	16516.75	17226.58	709.83	4.30%
6	NHPC	Profit	16234.38	17096.16	861.78	5.31%
7	ORIENTHOT	Out of range	0.00	0.00	0.00	0%
Total			95892.61	100721.29	4828.68	5.04%

OVERALL PERFORMANCE SUMMARY

Amount Invested	Sale Proceeds	Profit/(Loss)	%Return
95892.61	100721.29	4828.68	5.04%

* We have considered the market value for open stocks as on the previous day prior to the report for open stocks.

** Includes unrealized gains for open stocks, if any.



STOCK WISE PERFORMANCE SUMMARY

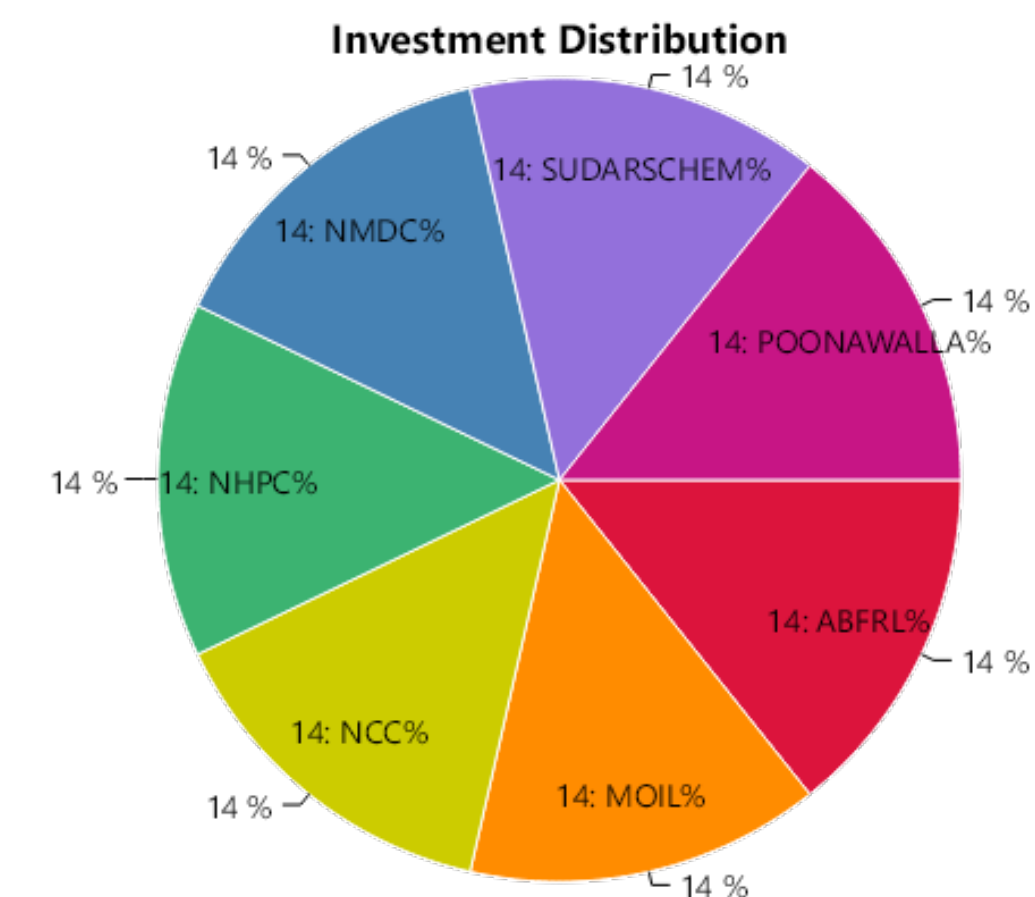
Sr No.	Stock Name	Status	Amount Invested*	Sale Proceeds*	Profit/(Loss)**	%Return
1	ABFRL	Profit	40485.28	41644.73	1159.45	2.86%
2	MOIL	Profit	40321.92	41580.53	1258.61	3.12%
3	NCC	Profit	40542.93	41845.25	1302.32	3.21%
4	NHPC	Profit	40537.59	41758.07	1220.48	3.01%
5	NMDC	Profit	40057.93	41507.53	1449.60	3.62%
6	SUDARSCHEM	Profit	39851.07	44790.16	4939.09	12.39%
7	POONAWALLA	Loss	40499.37	31505.95	-8993.42	-22.21%
Total			282296.09	284632.22	2336.13	0.83%

OVERALL PERFORMANCE SUMMARY

Amount Invested	Sale Proceeds	Profit/(Loss)	%Return
282296.09	284632.22	2336.13	0.83%

* We have considered the market value for open stocks as on the previous day prior to the report for open stocks.

** Includes unrealized gains for open stocks, if any.



STOCK WISE PERFORMANCE SUMMARY

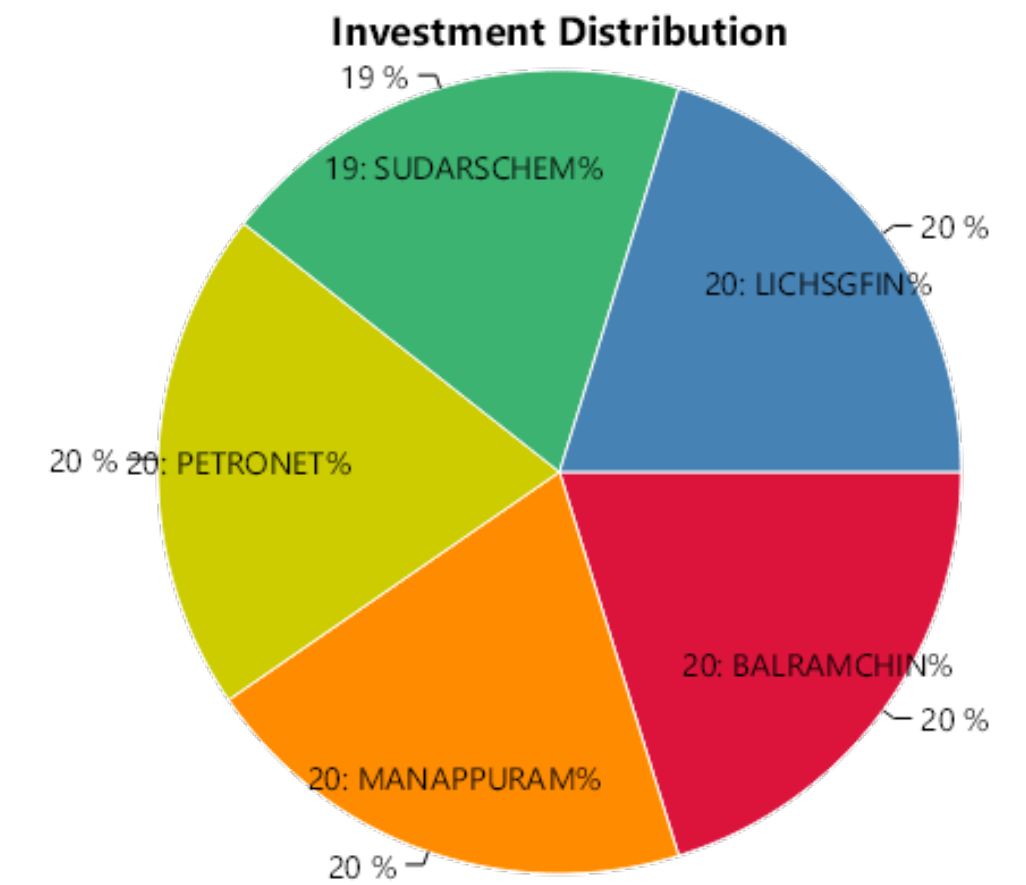
Sr No.	Stock Name	Status	Amount Invested*	Sale Proceeds*	Profit/(Loss)**	%Return
1	BALRAMCHIN	Profit	29753.33	30691.13	937.80	3.15%
2	MANAPPURAM	Profit	29783.39	30812.53	1029.14	3.46%
3	PETRONET	Profit	29810.33	30913.52	1103.19	3.70%
4	SUDARSCHEM	Profit	29141.32	30458.04	1316.72	4.52%
5	CMSINFO	Out of range	0.00	0.00	0.00	0%
6	LICHSGFIN	Loss	29810.37	23414.61	-6395.76	-21.45%
Total			148298.74	146289.83	-2008.91	-1.35%

OVERALL PERFORMANCE SUMMARY

Amount Invested	Sale Proceeds	Profit/(Loss)	%Return
148298.74	146289.83	-2008.91	-1.35%

* We have considered the market value for open stocks as on the previous day prior to the report for open stocks.

** Includes unrealized gains for open stocks, if any.

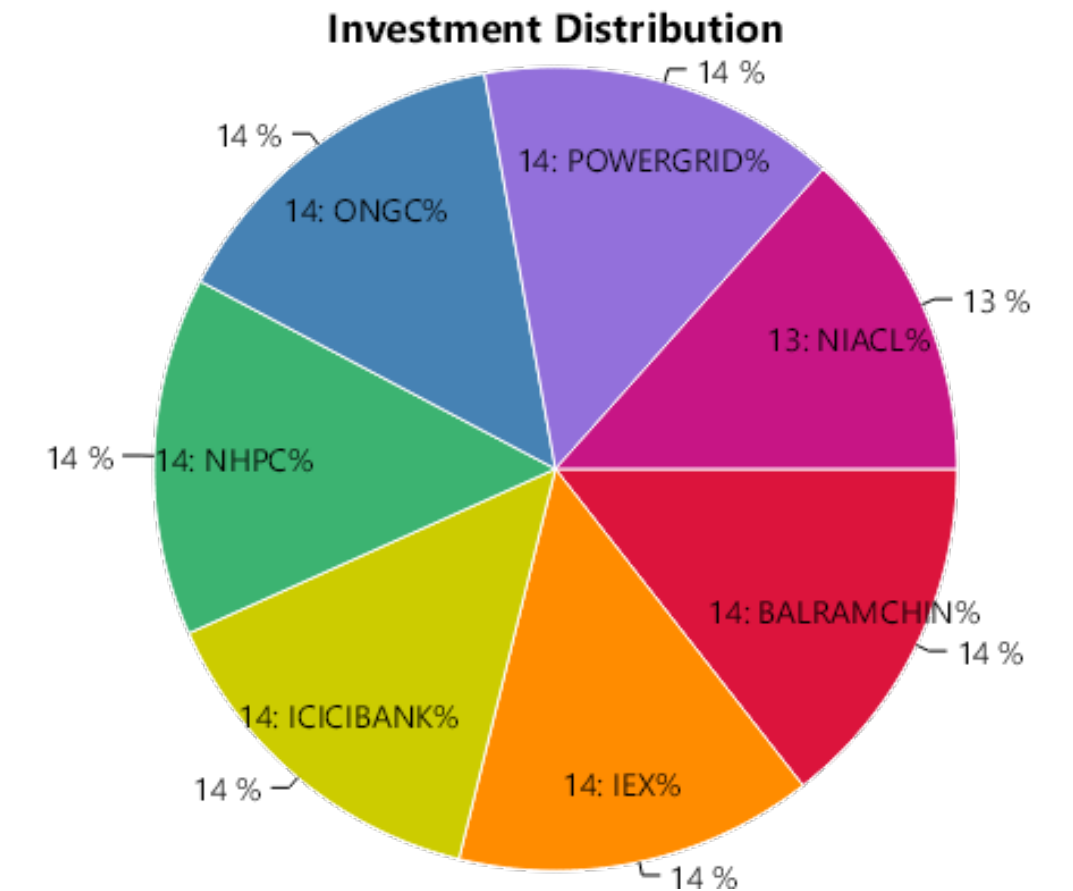


STOCK WISE PERFORMANCE SUMMARY

Sr No.	Stock Name	Status	Amount Invested*	Sale Proceeds*	Profit/(Loss)**	%Return
1	BALRAMCHIN	Profit	42255.45	45217.92	2962.47	7.01%
2	IEX	Profit	43685.15	45894.58	2209.43	5.06%
3	ICICIBANK	Open	42671.95	49266.00	6594.05	15.45%
4	NHPC	Open	42214.51	33087.42	-9127.09	-21.62%
5	ONGC	Open	42489.38	31145.94	-11343.44	-26.70%
6	POWERGRID	Open	42478.14	32065.00	-10413.14	-24.51%
7	NIACL	Loss	41038.21	33844.42	-7193.79	-17.53%
Total			296832.79	270521.28	-26311.51	-8.86%

OVERALL PERFORMANCE SUMMARY

Amount Invested	Sale Proceeds	Profit/(Loss)	%Return
296832.79	270521.28	-26311.51	-8.86%



* We have considered the market value for open stocks as on the previous day prior to the report for open stocks.

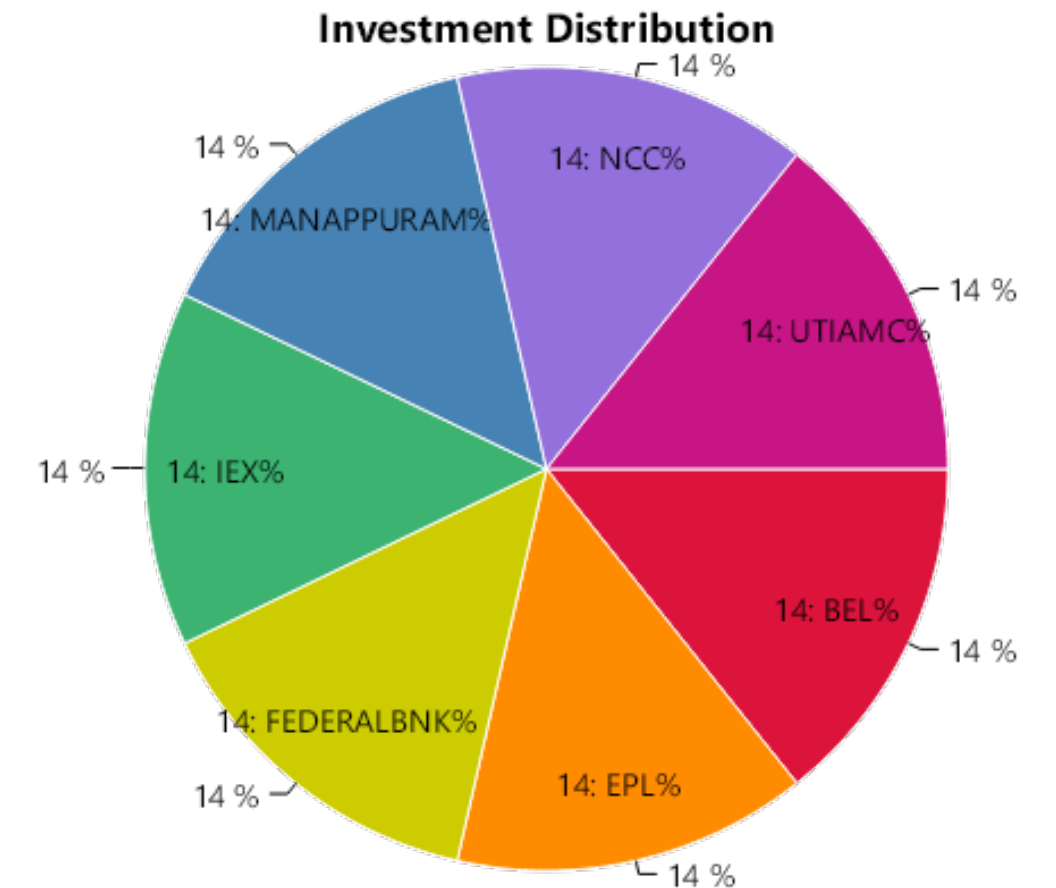
** Includes unrealized gains for open stocks, if any.

STOCK WISE PERFORMANCE SUMMARY

Sr No.	Stock Name	Status	Amount Invested*	Sale Proceeds*	Profit/(Loss)**	%Return
1	BEL	Open	48291.29	63433.05	15141.76	31.36%
2	EPL	Open	48413.80	40921.75	-7492.05	-15.48%
3	FEDERALBNK	Open	48471.69	65672.60	17200.91	35.49%
4	IEX	Open	48484.67	32982.30	-15502.37	-31.97%
5	MANAPPURAM	Open	48459.10	64996.10	16537.00	34.13%
6	NCC	Open	48086.66	23331.91	-24754.75	-51.48%
7	UTIAMC	Open	47676.03	46256.20	-1419.83	-2.98%
Total			337883.24	337593.91	-289.33	-0.09%

OVERALL PERFORMANCE SUMMARY

Amount Invested	Sale Proceeds	Profit/(Loss)	%Return
337883.24	337593.91	-289.33	-0.09%



* We have considered the market value for open stocks as on the previous day prior to the report for open stocks.

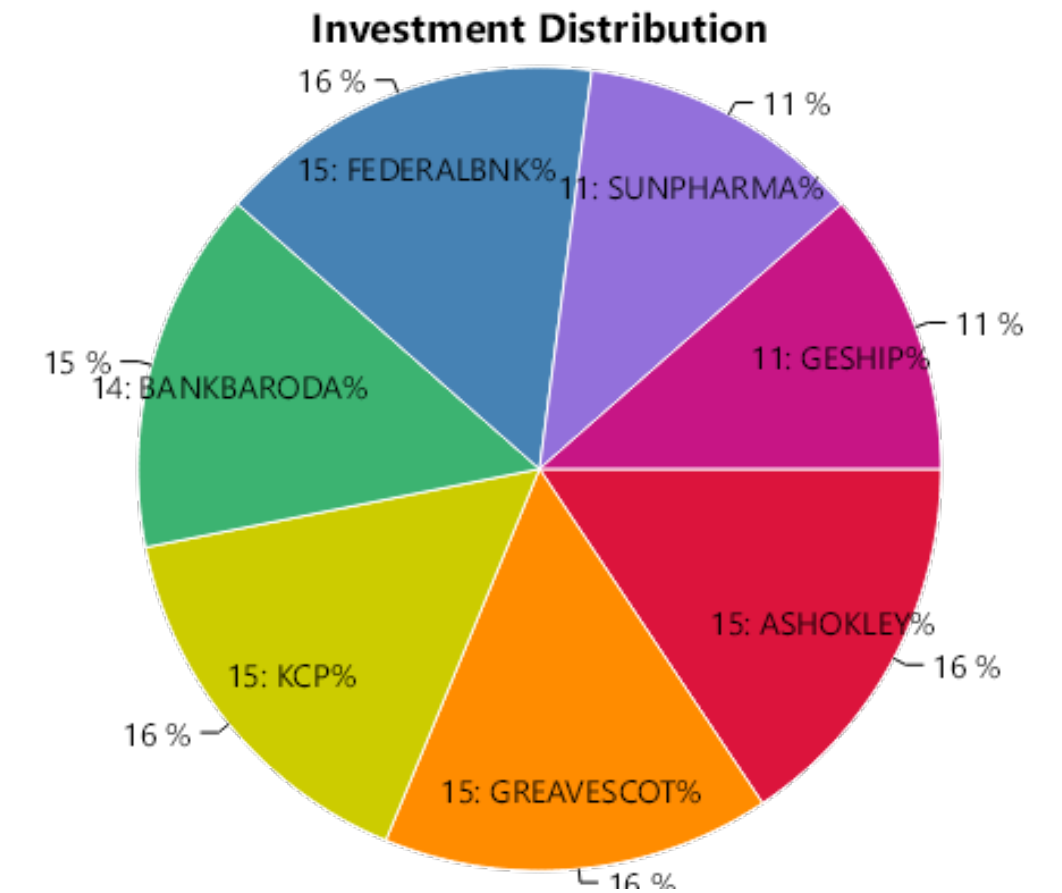
** Includes unrealized gains for open stocks, if any.

STOCK WISE PERFORMANCE SUMMARY

Sr No.	Stock Name	Status	Amount Invested*	Sale Proceeds*	Profit/(Loss)**	%Return
1	ASHOKLEY	Profit	4722.90	4916.94	194.04	4.11%
2	GREAVESCOT	Profit	4733.50	4960.32	226.82	4.79%
3	KCP	Profit	4658.40	4940.20	281.80	6.05%
4	BANKBARODA	Open	4599.36	5292.00	692.64	15.06%
5	FEDERALBNK	Open	4738.46	6190.45	1451.99	30.64%
6	SUNPHARMA	Open	3628.46	3539.60	-88.86	-2.45%
7	GESHIP	Loss	3614.25	2854.89	-759.36	-21.01%
Total			30695.33	32694.40	1999.07	6.51%

OVERALL PERFORMANCE SUMMARY

Amount Invested	Sale Proceeds	Profit/(Loss)	%Return
30695.33	32694.40	1999.07	6.51%



* We have considered the market value for open stocks as on the previous day prior to the report for open stocks.

** Includes unrealized gains for open stocks, if any.

Contact Details

 LKP Securities Ltd, SPIP Division

 91 22 66351336 / 91 22 66351337  spip@lkpsec.com

 Registered Office: 203, Embassy Centre, Nariman Point, Mumbai - 400021.

 Registered Office: 2nd Floor, Gala Impecca, Andheri Kurla Road, Near Hotel Courtyard Marriott, Chakala, Andheri (East), Mumbai-400059.

Compliance & Grievance Officer

 Mr. Ritesh Tiwari

 022-6635 1234

 ho_compliance@lkpsec.com

Disclaimer & Disclosure : LKP Securities Ltd. (CIN-U67120MH1994PLC080039, www.Lkpsec.com) and its affiliates are a full- fledged, brokerage and financing group. LKP Securities Ltd is a SEBI registered Research Analyst with registration number INH000001758. LKP is a corporate trading member of Bombay Stock Exchange Limited (BSE), National Stock Exchange of India Limited (NSE) and Metropolitan Stock Exchange of India Limited (MSEI). LKP along with its subsidiaries offers the most comprehensive avenues for investments and is engaged in the businesses including stock broking (Institutional and retail), merchant banking, commodity broking, depository participant rendered in connection with distribution of primary market issues and financial products like mutual funds etc.

LKP offers research services to clients. The analyst for this report certifies that all of the views expressed in this report accurately reflect his or her personal views about the subject company or companies and its or their securities, and no part of his or her compensation was, is or will be, directly or indirectly related to specific recommendations or views expressed in this report.

Further, the information in the document has been printed on the basis of publicly available information; internal data and other sources believed to be true and are for general guidance only but which may have not been verified independently. While every effort is made to ensure the accuracy and completeness of information contained, the company takes no responsibility and assumes no liability for any error/ omission or accuracy of the information. Recipients of this material should rely on their own judgments and conclusions from relevant sources before making any investment. The investments discussed or recommended in this report may not be suitable for all investors. Opinion expressed is the current opinion as of the date appearing on the material only. Value of the investments referred to in this material are subject to volatility. Past performance is not a guide for future performance. Investment in securities market are subject to market risks. Read all the related documents carefully before investing. Registration granted by SEBI and certification from NISM in no way guarantee performance of the intermediary or provide any assurance of returns to investors. These securities quoted are for illustration only and are not recommendatory.

Mr. S. Ranganathan (Advisor) - SEBI Registration No-INH2200252399,
Mr. Kunal Bothra (Research Analyst) - SEBI Registered No. INH000005263



THANK YOU