

SPIP Performance Report 2024-2025

Client Name : MANGAL NAVNIT GANDHI

Client Code : RA001184

Date : 23/12/2025



Sr No.	Month	Amount Invested	Sale Proceeds*	Profit/(Loss)**	%Return
1	Apr-2024	17079.06	17892.25	813.19	4.76%
2	May-2024	115854.11	116929.63	1075.52	0.93%
3	Jun-2024	12079.69	48882.23	36802.54	304.66%
4	Jul-2024	58376.46	57318.14	-1058.32	-1.81%
5	Aug-2024	81371.95	72070.16	-9301.79	-11.43%
6	Sep-2024	59328.76	53807.10	-5521.66	-9.31%

* We have considered the market value for open stocks as on the previous day prior to the report for open stocks.

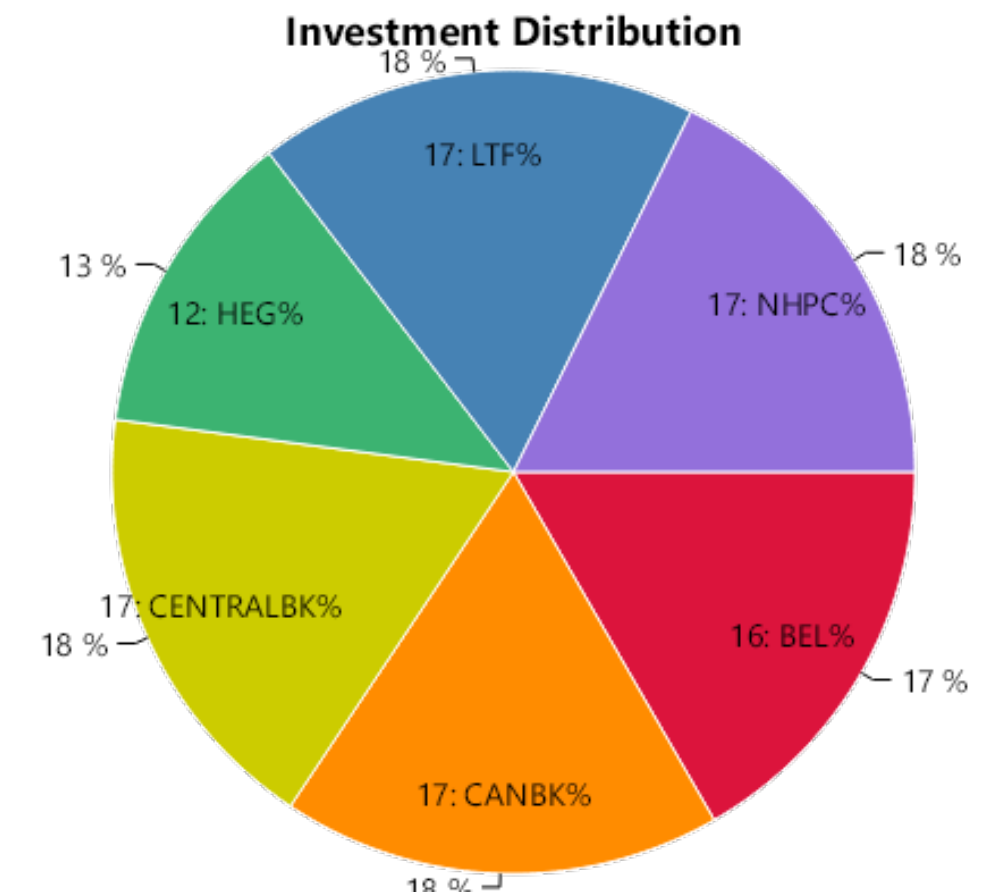
** Includes unrealized gains for open stocks, if any.

STOCK WISE PERFORMANCE SUMMARY

Sr No.	Stock Name	Status	Amount Invested*	Sale Proceeds*	Profit/(Loss)**	%Return
1	BEL	Profit	2875.31	3028.73	153.42	5.34%
2	CANBK	Profit	2977.02	3131.22	154.20	5.18%
3	CENTRALBK	Profit	3064.32	3192.67	128.35	4.19%
4	HEG	Profit	2076.81	2170.42	93.61	4.51%
5	LTF	Profit	3036.83	3163.69	126.86	4.18%
6	NHPC	Profit	3048.77	3205.52	156.75	5.14%
7	ORIENTHOT	Out of range	0.00	0.00	0.00	0%
Total			17079.06	17892.25	813.19	4.76%

OVERALL PERFORMANCE SUMMARY

Amount Invested	Sale Proceeds	Profit/(Loss)	%Return
17079.06	17892.25	813.19	4.76%



* We have considered the market value for open stocks as on the previous day prior to the report for open stocks.

** Includes unrealized gains for open stocks, if any.

STOCK WISE PERFORMANCE SUMMARY

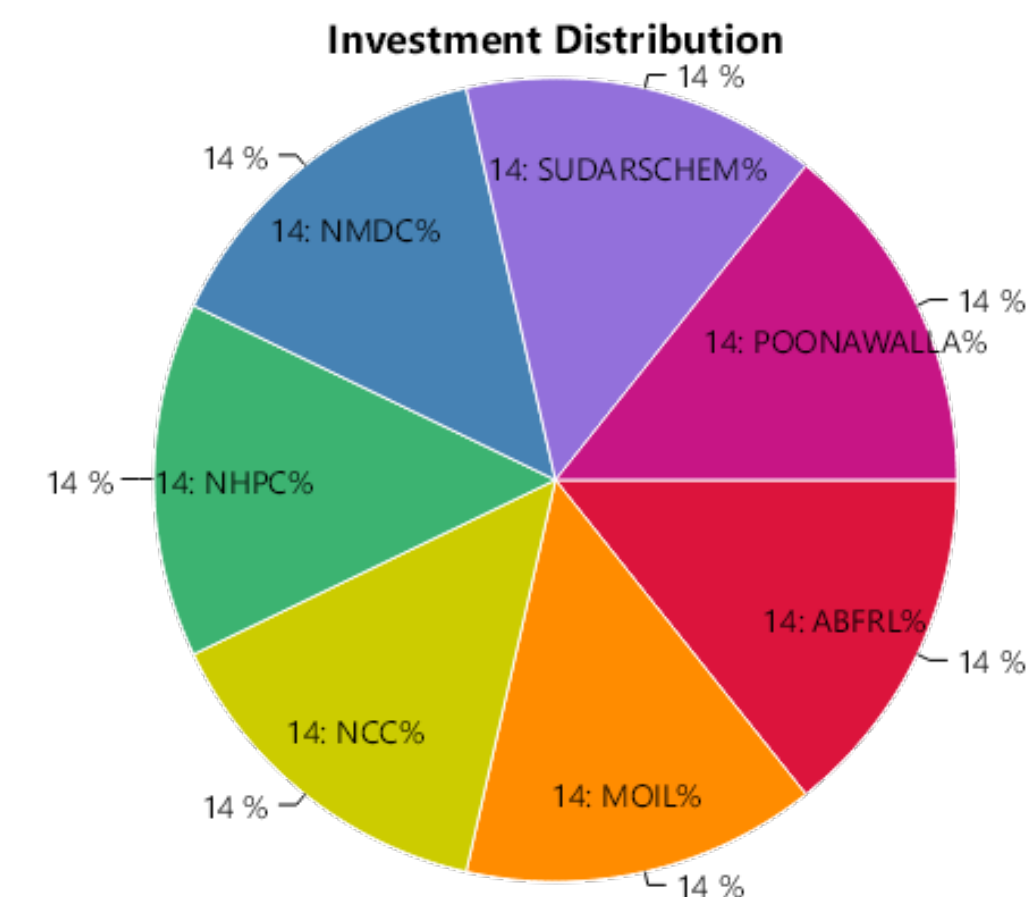
Sr No.	Stock Name	Status	Amount Invested*	Sale Proceeds*	Profit/(Loss)**	%Return
1	ABFRL	Profit	16608.92	17085.01	476.09	2.87%
2	MOIL	Profit	16295.09	16818.79	523.70	3.21%
3	NCC	Profit	16767.26	17306.73	539.47	3.22%
4	NHPC	Profit	16721.33	17223.20	501.87	3.00%
5	NMDC	Profit	16621.89	17224.21	602.32	3.62%
6	SUDARSCHEM	Profit	16541.52	18591.87	2050.35	12.40%
7	POONAWALLA	Loss	16298.10	12679.82	-3618.28	-22.20%
Total			115854.11	116929.63	1075.52	0.93%

OVERALL PERFORMANCE SUMMARY

Amount Invested	Sale Proceeds	Profit/(Loss)	%Return
115854.11	116929.63	1075.52	0.93%

* We have considered the market value for open stocks as on the previous day prior to the report for open stocks.

** Includes unrealized gains for open stocks, if any.

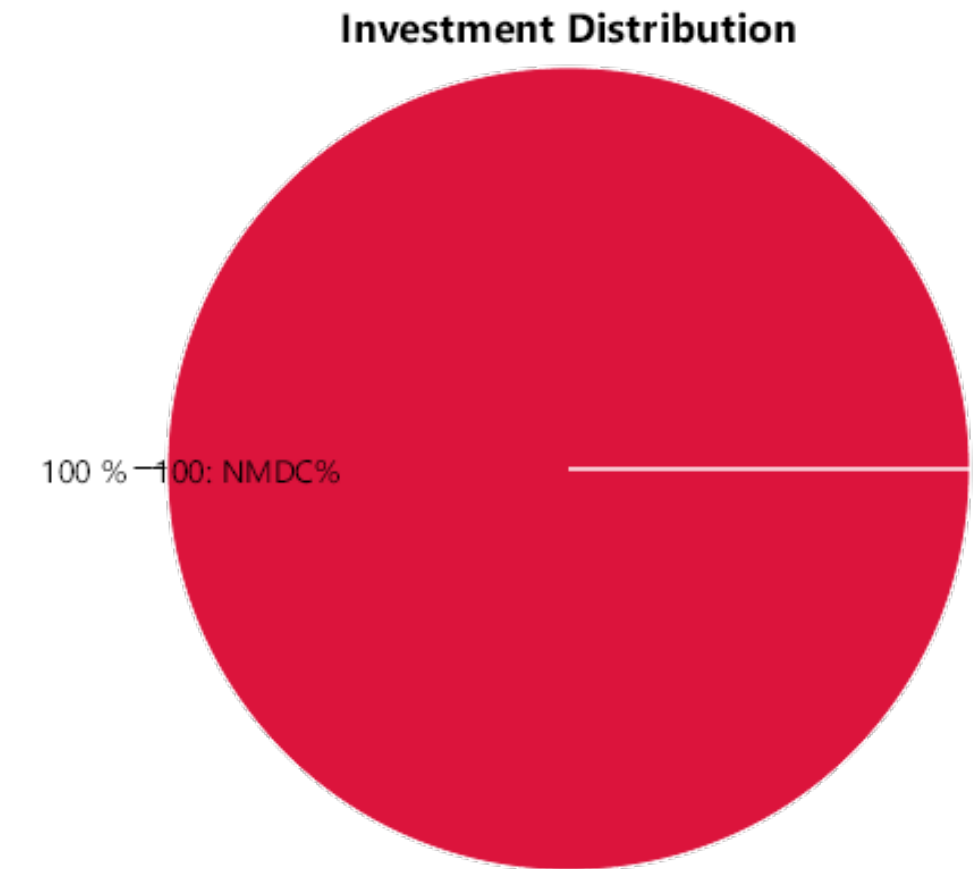


STOCK WISE PERFORMANCE SUMMARY

Sr No.	Stock Name	Status	Amount Invested*	Sale Proceeds*	Profit/(Loss)**	%Return
1	NMDC	Profit	12079.69	12532.01	452.32	3.74%
2	AXISBANK	Out of range	0.00	12378.74	12378.74	0%
3	CANBK	Out of range	0.00	0.00	0.00	0%
4	CMSINFO	Out of range	0.00	0.00	0.00	0%
5	COROMANDEL	Out of range	0.00	11747.76	11747.76	0%
6	CROMPTON	Out of range	0.00	12223.72	12223.72	0%
Total			12079.69	48882.23	36802.54	304.66%

OVERALL PERFORMANCE SUMMARY

Amount Invested	Sale Proceeds	Profit/(Loss)	%Return
12079.69	48882.23	36802.54	304.66%



* We have considered the market value for open stocks as on the previous day prior to the report for open stocks.

** Includes unrealized gains for open stocks, if any.

STOCK WISE PERFORMANCE SUMMARY

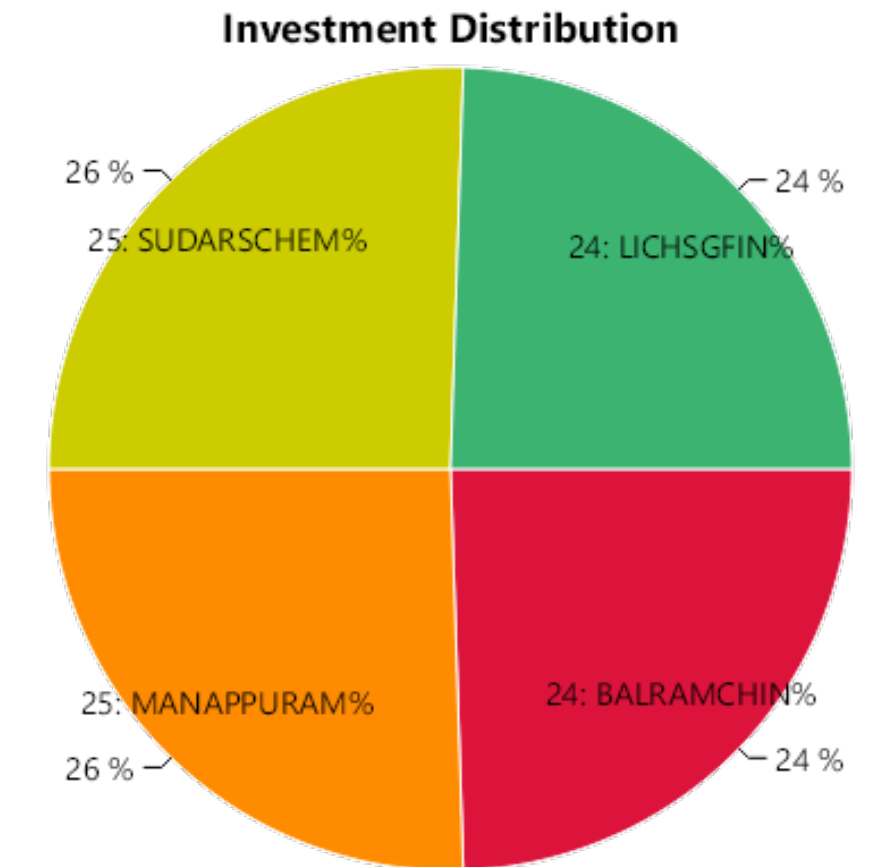
Sr No.	Stock Name	Status	Amount Invested*	Sale Proceeds*	Profit/(Loss)**	%Return
1	BALRAMCHIN	Profit	14440.22	14895.55	455.33	3.15%
2	MANAPPURAM	Profit	14786.96	15296.81	509.85	3.45%
3	SUDARSCHEM	Open	14646.08	15734.40	1088.32	7.43%
4	CMSINFO	Out of range	0.00	0.00	0.00	0%
5	PETRONET	Out of range	0.00	0.00	0.00	0%
6	LICHSGFIN	Loss	14503.20	11391.38	-3111.82	-21.46%
Total			58376.46	57318.14	-1058.32	-1.81%

OVERALL PERFORMANCE SUMMARY

Amount Invested	Sale Proceeds	Profit/(Loss)	%Return
58376.46	57318.14	-1058.32	-1.81%

* We have considered the market value for open stocks as on the previous day prior to the report for open stocks.

** Includes unrealized gains for open stocks, if any.



STOCK WISE PERFORMANCE SUMMARY

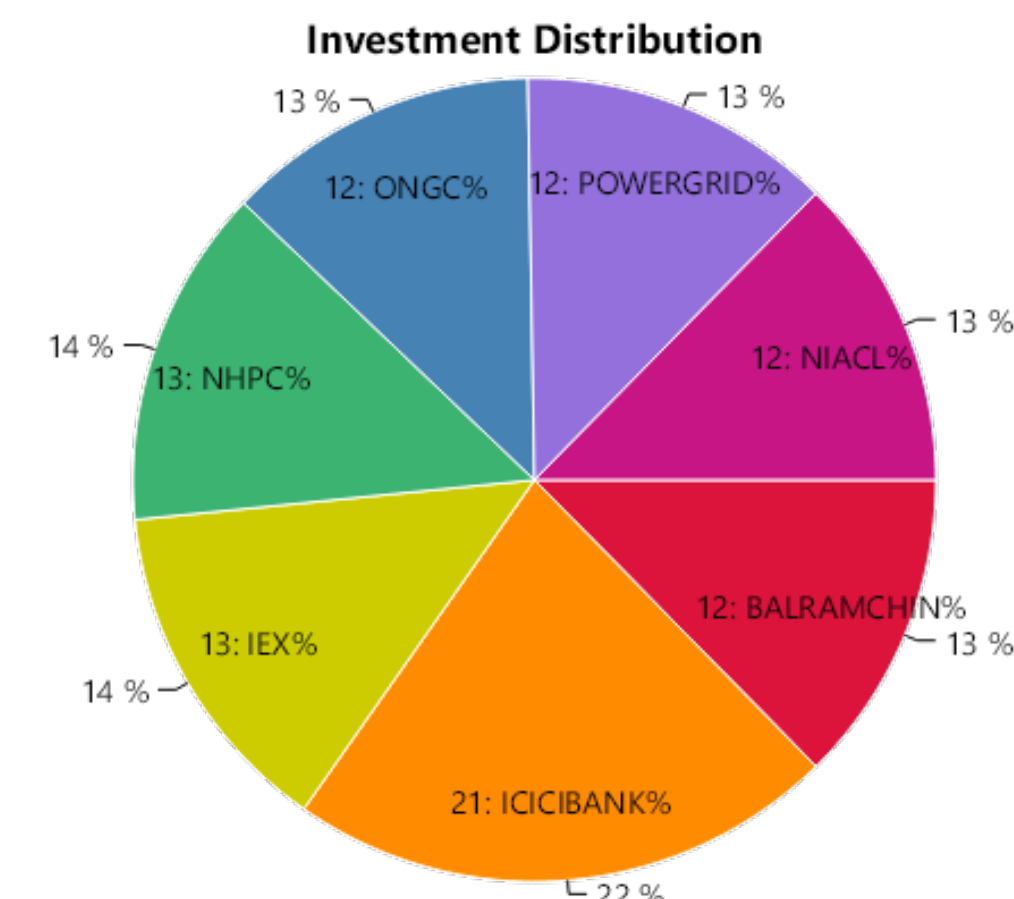
Sr No.	Stock Name	Status	Amount Invested*	Sale Proceeds*	Profit/(Loss)**	%Return
1	BALRAMCHIN	Profit	10446.02	11176.39	730.37	6.99%
2	ICICIBANK	Open	17774.73	20527.50	2752.77	15.49%
3	IEX	Open	10703.09	7893.20	-2809.89	-26.25%
4	NHPC	Open	10809.97	8388.36	-2421.61	-22.40%
5	ONGC	Open	10556.02	7727.94	-2828.08	-26.79%
6	POWERGRID	Open	10532.22	7950.00	-2582.22	-24.52%
7	NIACL	Loss	10549.90	8406.77	-2143.13	-20.31%
	Total		81371.95	72070.16	-9301.79	-11.43%

OVERALL PERFORMANCE SUMMARY

Amount Invested	Sale Proceeds	Profit/(Loss)	%Return
81371.95	72070.16	-9301.79	-11.43%

* We have considered the market value for open stocks as on the previous day prior to the report for open stocks.

** Includes unrealized gains for open stocks, if any.

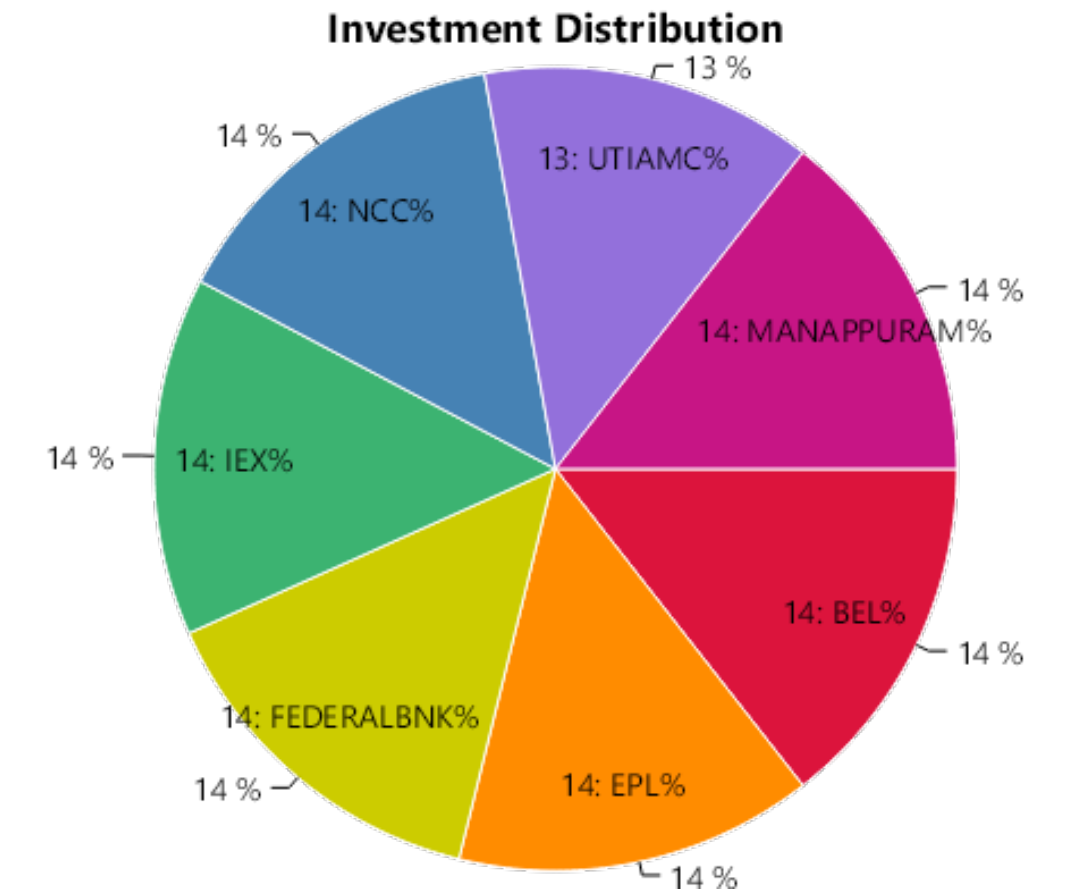


STOCK WISE PERFORMANCE SUMMARY

Sr No.	Stock Name	Status	Amount Invested*	Sale Proceeds*	Profit/(Loss)**	%Return
1	BEL	Profit	8504.40	8830.31	325.91	3.83%
2	EPL	Profit	8618.45	8967.16	348.71	4.05%
3	FEDERALBNK	Open	8542.43	11573.45	3031.02	35.48%
4	IEX	Open	8495.46	5778.95	-2716.51	-31.98%
5	NCC	Open	8434.29	4071.34	-4362.95	-51.73%
6	UTIAMC	Open	8181.84	7897.40	-284.44	-3.48%
7	MANAPPURAM	Loss	8551.89	6688.49	-1863.40	-21.79%
Total			59328.76	53807.10	-5521.66	-9.31%

OVERALL PERFORMANCE SUMMARY

Amount Invested	Sale Proceeds	Profit/(Loss)	%Return
59328.76	53807.10	-5521.66	-9.31%



* We have considered the market value for open stocks as on the previous day prior to the report for open stocks.

** Includes unrealized gains for open stocks, if any.

Contact Details

 LKP Securities Ltd, SPIP Division

 91 22 66351336 / 91 22 66351337  spip@lkpsec.com

 Registered Office: 203, Embassy Centre, Nariman Point, Mumbai - 400021.

 Registered Office: 2nd Floor, Gala Impecca, Andheri Kurla Road, Near Hotel Courtyard Marriott, Chakala, Andheri (East), Mumbai-400059.

Compliance & Grievance Officer

 Mr. Ritesh Tiwari

 022-6635 1234

 ho_compliance@lkpsec.com

Disclaimer & Disclosure : LKP Securities Ltd. (CIN-U67120MH1994PLC080039, www.Lkpsec.com) and its affiliates are a full- fledged, brokerage and financing group. LKP Securities Ltd is a SEBI registered Research Analyst with registration number INH000001758. LKP is a corporate trading member of Bombay Stock Exchange Limited (BSE), National Stock Exchange of India Limited (NSE) and Metropolitan Stock Exchange of India Limited (MSEI). LKP along with its subsidiaries offers the most comprehensive avenues for investments and is engaged in the businesses including stock broking (Institutional and retail), merchant banking, commodity broking, depository participant rendered in connection with distribution of primary market issues and financial products like mutual funds etc.

LKP offers research services to clients. The analyst for this report certifies that all of the views expressed in this report accurately reflect his or her personal views about the subject company or companies and its or their securities, and no part of his or her compensation was, is or will be, directly or indirectly related to specific recommendations or views expressed in this report.

Further, the information in the document has been printed on the basis of publicly available information; internal data and other sources believed to be true and are for general guidance only but which may have not been verified independently. While every effort is made to ensure the accuracy and completeness of information contained, the company takes no responsibility and assumes no liability for any error/ omission or accuracy of the information. Recipients of this material should rely on their own judgments and conclusions from relevant sources before making any investment. The investments discussed or recommended in this report may not be suitable for all investors. Opinion expressed is the current opinion as of the date appearing on the material only. Value of the investments referred to in this material are subject to volatility. Past performance is not a guide for future performance. Investment in securities market are subject to market risks. Read all the related documents carefully before investing. Registration granted by SEBI and certification from NISM in no way guarantee performance of the intermediary or provide any assurance of returns to investors. These securities quoted are for illustration only and are not recommendatory.

Mr. S. Ranganathan (Advisor) - SEBI Registration No-INH2200252399,
Mr. Kunal Bothra (Research Analyst) - SEBI Registered No. INH000005263



THANK YOU