

# SPIP Performance Report 2024-2025

Client Name : AMEY GAJANAN BHILARE

Client Code : RA001186

Date : 23/12/2025



Sr No.	Month	Amount Invested	Sale Proceeds*	Profit/(Loss)**	%Return
1	May-2024	86554.26	87018.85	464.59	0.54%
2	Jun-2024	86145.72	84738.32	-1407.40	-1.63%
3	Jul-2024	77004.52	75864.80	-1139.72	-1.48%
4	Aug-2024	88338.87	81381.04	-6957.83	-7.88%
5	Sep-2024	30719.96	29501.77	-1218.19	-3.97%
6	Oct-2024	23542.17	22521.15	-1021.02	-4.34%
7	Nov-2024	63559.65	68269.63	4709.98	7.41%
8	Dec-2024	40110.34	38242.41	-1867.93	-4.66%

\* We have considered the market value for open stocks as on the previous day prior to the report for open stocks.

\*\* Includes unrealized gains for open stocks, if any.

## STOCK WISE PERFORMANCE SUMMARY

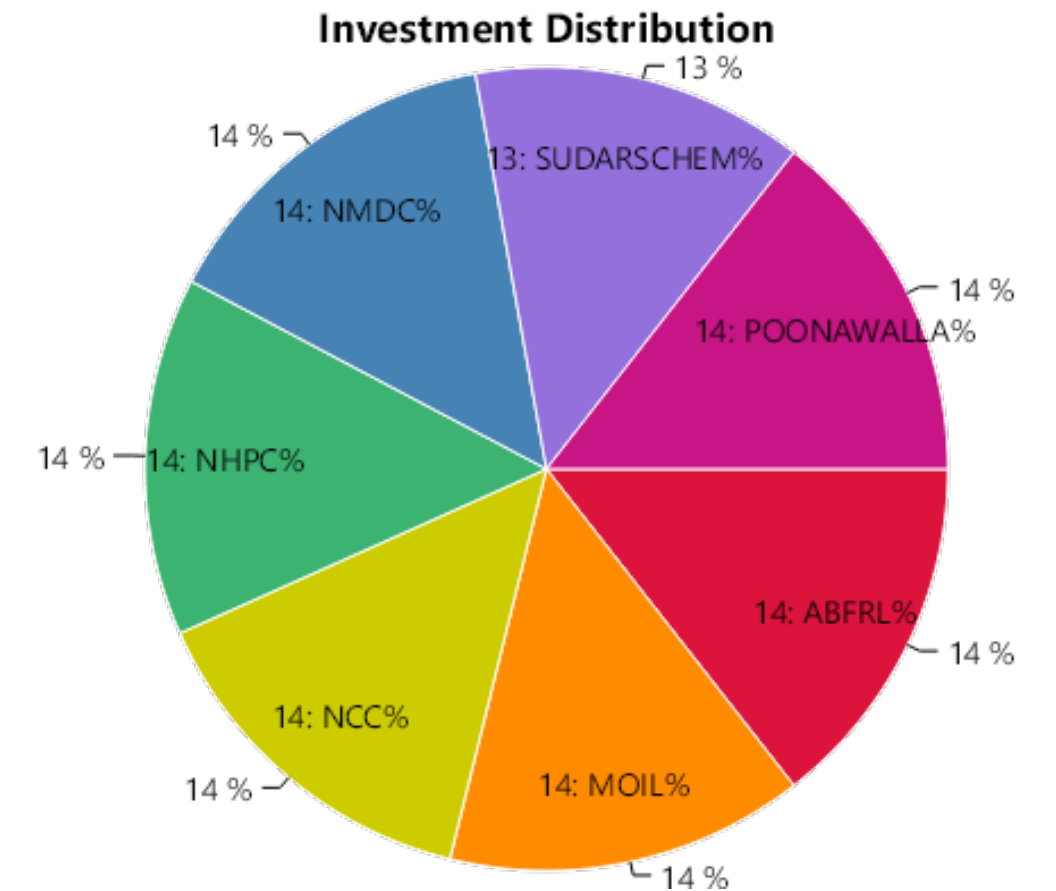
Sr No.	Stock Name	Status	Amount Invested*	Sale Proceeds*	Profit/(Loss)**	%Return
1	ABFRL	Profit	12471.55	12798.56	327.01	2.62%
2	MOIL	Profit	12279.40	12598.93	319.53	2.60%
3	NCC	Profit	12527.66	12899.33	371.67	2.97%
4	NHPC	Profit	12581.31	12929.66	348.35	2.77%
5	NMDC	Profit	12288.01	12691.31	403.30	3.28%
6	SUDARSCHEM	Profit	12044.55	13505.88	1461.33	12.13%
7	POONAWALLA	Loss	12361.78	9595.18	-2766.60	-22.38%
<b>Total</b>			<b>86554.26</b>	<b>87018.85</b>	<b>464.59</b>	<b>0.54%</b>

## OVERALL PERFORMANCE SUMMARY

Amount Invested	Sale Proceeds	Profit/(Loss)	%Return
86554.26	87018.85	464.59	0.54%

\* We have considered the market value for open stocks as on the previous day prior to the report for open stocks.

\*\* Includes unrealized gains for open stocks, if any.



## STOCK WISE PERFORMANCE SUMMARY

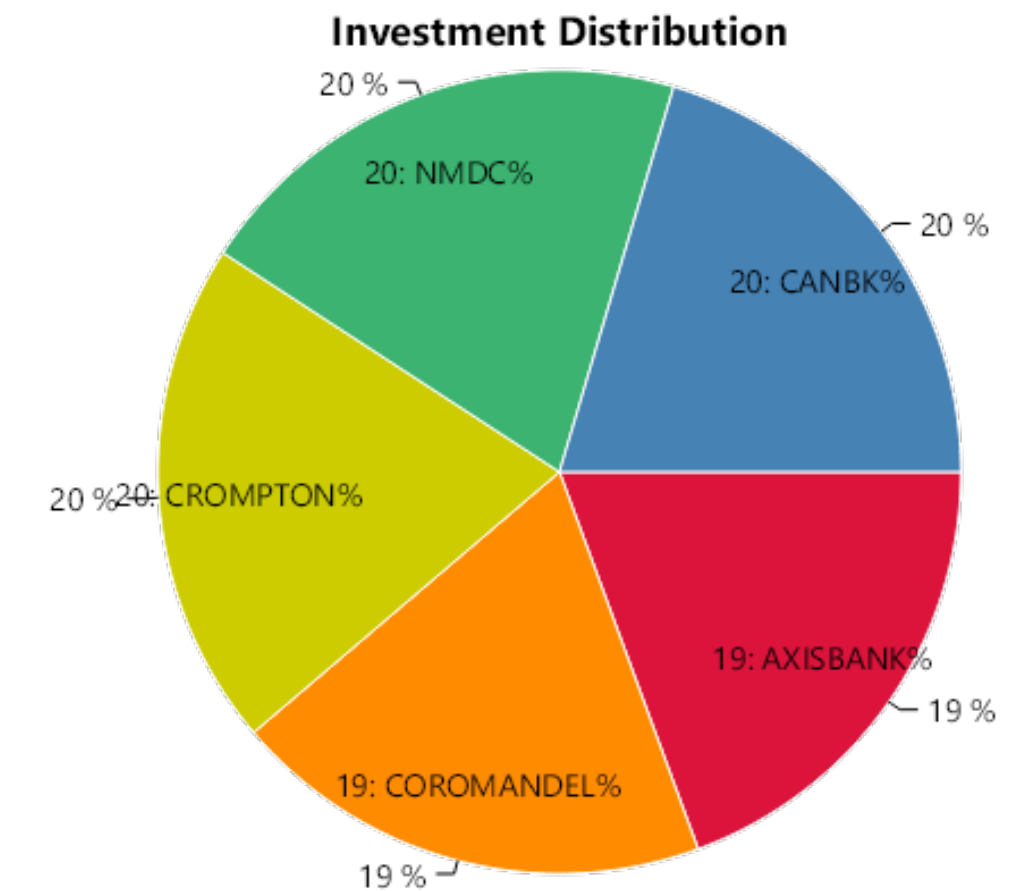
Sr No.	Stock Name	Status	Amount Invested*	Sale Proceeds*	Profit/(Loss)**	%Return
1	AXISBANK	Profit	16609.18	17309.37	700.19	4.22%
2	COROMANDEL	Profit	16980.04	17600.71	620.67	3.66%
3	CROMPTON	Profit	17495.44	18105.69	610.25	3.49%
4	NMDC	Profit	17497.45	18111.25	613.80	3.51%
5	CMSINFO	Out of range	0.00	0.00	0.00	0%
6	CANBK	Loss	17563.61	13611.30	-3952.31	-22.50%
<b>Total</b>			<b>86145.72</b>	<b>84738.32</b>	<b>-1407.40</b>	<b>-1.63%</b>

## OVERALL PERFORMANCE SUMMARY

Amount Invested	Sale Proceeds	Profit/(Loss)	%Return
86145.72	84738.32	-1407.40	-1.63%

\* We have considered the market value for open stocks as on the previous day prior to the report for open stocks.

\*\* Includes unrealized gains for open stocks, if any.



## STOCK WISE PERFORMANCE SUMMARY

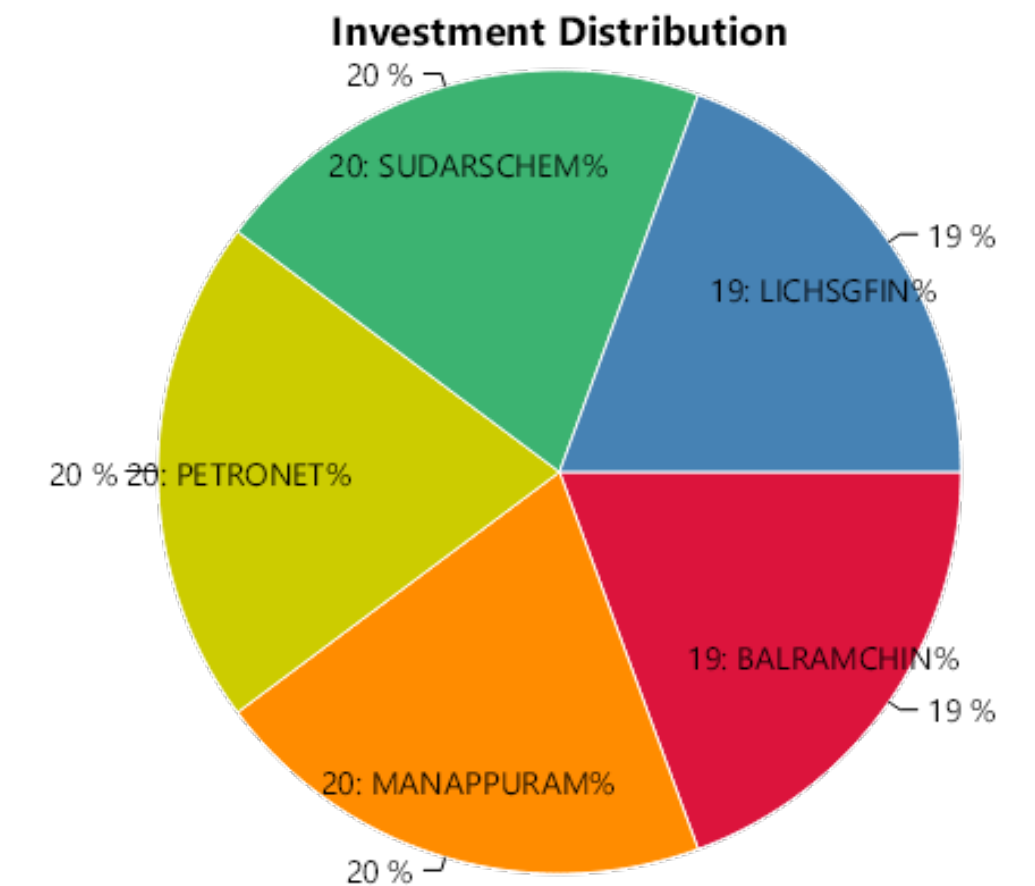
Sr No.	Stock Name	Status	Amount Invested*	Sale Proceeds*	Profit/(Loss)**	%Return
1	BALRAMCHIN	Profit	15332.73	15779.60	446.87	2.91%
2	MANAPPURAM	Profit	15437.95	15933.99	496.04	3.21%
3	PETRONET	Profit	15426.14	15960.75	534.61	3.47%
4	SUDARSCHEM	Profit	15481.42	16180.74	699.32	4.52%
5	CMSINFO	Out of range	0.00	0.00	0.00	0%
6	LICHSGFIN	Loss	15326.28	12009.72	-3316.56	-21.64%
<b>Total</b>			<b>77004.52</b>	<b>75864.80</b>	<b>-1139.72</b>	<b>-1.48%</b>

## OVERALL PERFORMANCE SUMMARY

Amount Invested	Sale Proceeds	Profit/(Loss)	%Return
77004.52	75864.80	-1139.72	-1.48%

\* We have considered the market value for open stocks as on the previous day prior to the report for open stocks.

\*\* Includes unrealized gains for open stocks, if any.

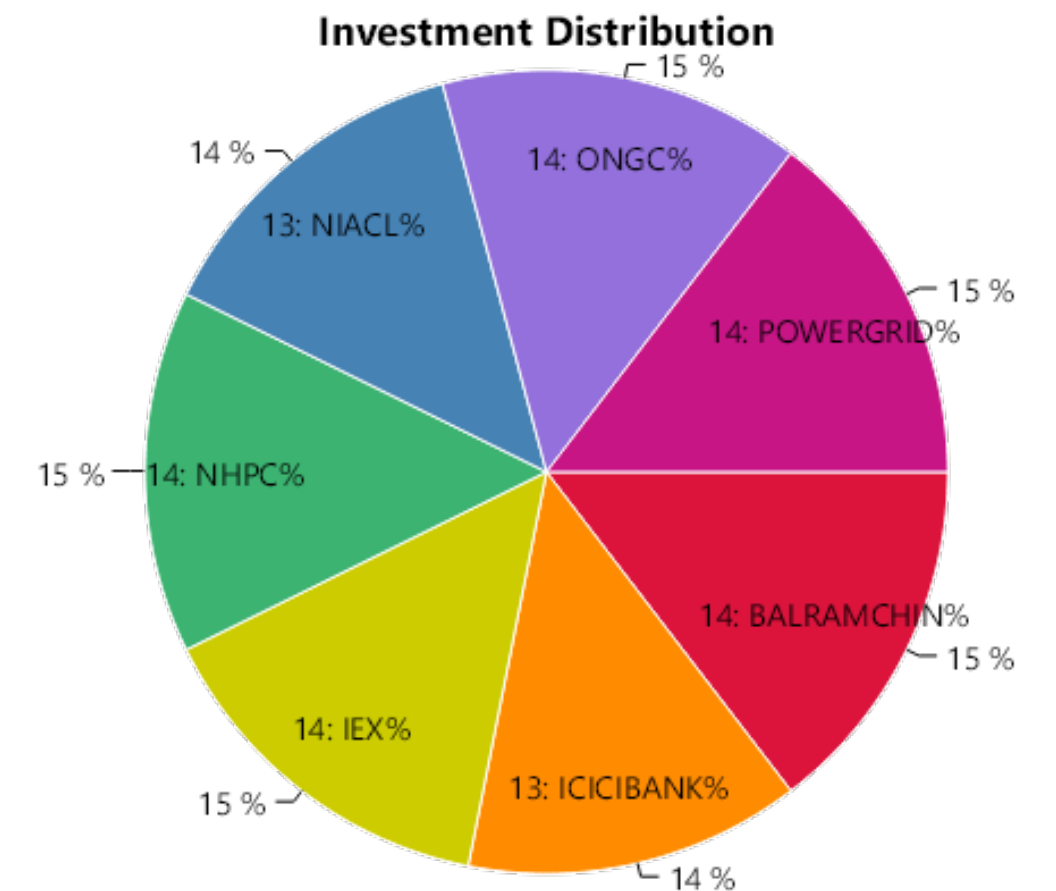


## STOCK WISE PERFORMANCE SUMMARY

Sr No.	Stock Name	Status	Amount Invested*	Sale Proceeds*	Profit/(Loss)**	%Return
1	BALRAMCHIN	Profit	12834.78	13700.90	866.12	6.75%
2	ICICIBANK	Profit	11869.14	12616.60	747.46	6.30%
3	IEX	Profit	13140.59	13772.22	631.63	4.81%
4	NHPC	Loss	12695.85	10422.68	-2273.17	-17.90%
5	NIACL	Loss	12352.81	10170.58	-2182.23	-17.67%
6	ONGC	Loss	12792.29	10491.20	-2301.09	-17.99%
7	POWERGRID	Loss	12653.41	10206.86	-2446.55	-19.34%
	<b>Total</b>		<b>88338.87</b>	<b>81381.04</b>	<b>-6957.83</b>	<b>-7.88%</b>

## OVERALL PERFORMANCE SUMMARY

Amount Invested	Sale Proceeds	Profit/(Loss)	%Return
88338.87	81381.04	-6957.83	-7.88%



\* We have considered the market value for open stocks as on the previous day prior to the report for open stocks.

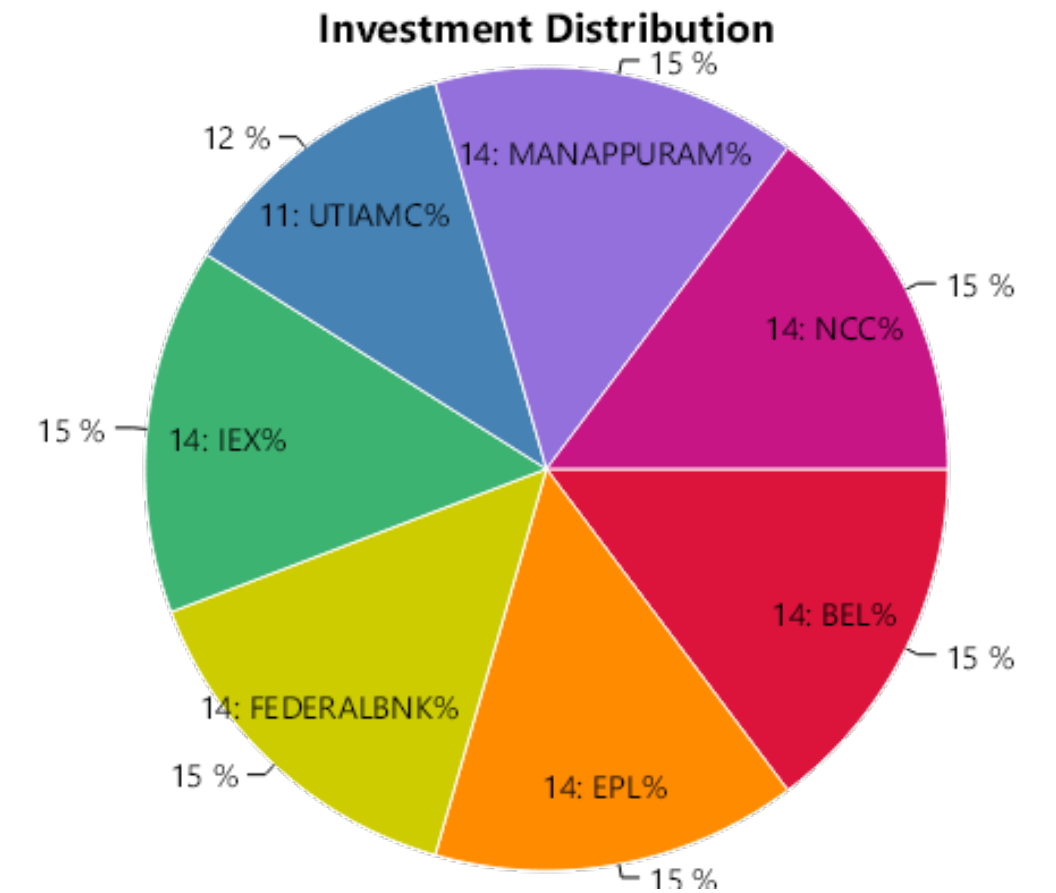
\*\* Includes unrealized gains for open stocks, if any.

## STOCK WISE PERFORMANCE SUMMARY

Sr No.	Stock Name	Status	Amount Invested*	Sale Proceeds*	Profit/(Loss)**	%Return
1	BEL	Profit	4562.23	4724.43	162.20	3.56%
2	EPL	Profit	4568.52	4742.64	174.12	3.81%
3	FEDERALBNK	Profit	4575.14	4726.33	151.19	3.30%
4	IEX	Profit	4564.49	4717.32	152.83	3.35%
5	UTIAMC	Profit	3510.99	3638.70	127.71	3.64%
6	MANAPPURAM	Loss	4391.26	3422.98	-968.28	-22.05%
7	NCC	Loss	4547.33	3529.37	-1017.96	-22.39%
<b>Total</b>			<b>30719.96</b>	<b>29501.77</b>	<b>-1218.19</b>	<b>-3.97%</b>

## OVERALL PERFORMANCE SUMMARY

Amount Invested	Sale Proceeds	Profit/(Loss)	%Return
30719.96	29501.77	-1218.19	-3.97%



\* We have considered the market value for open stocks as on the previous day prior to the report for open stocks.

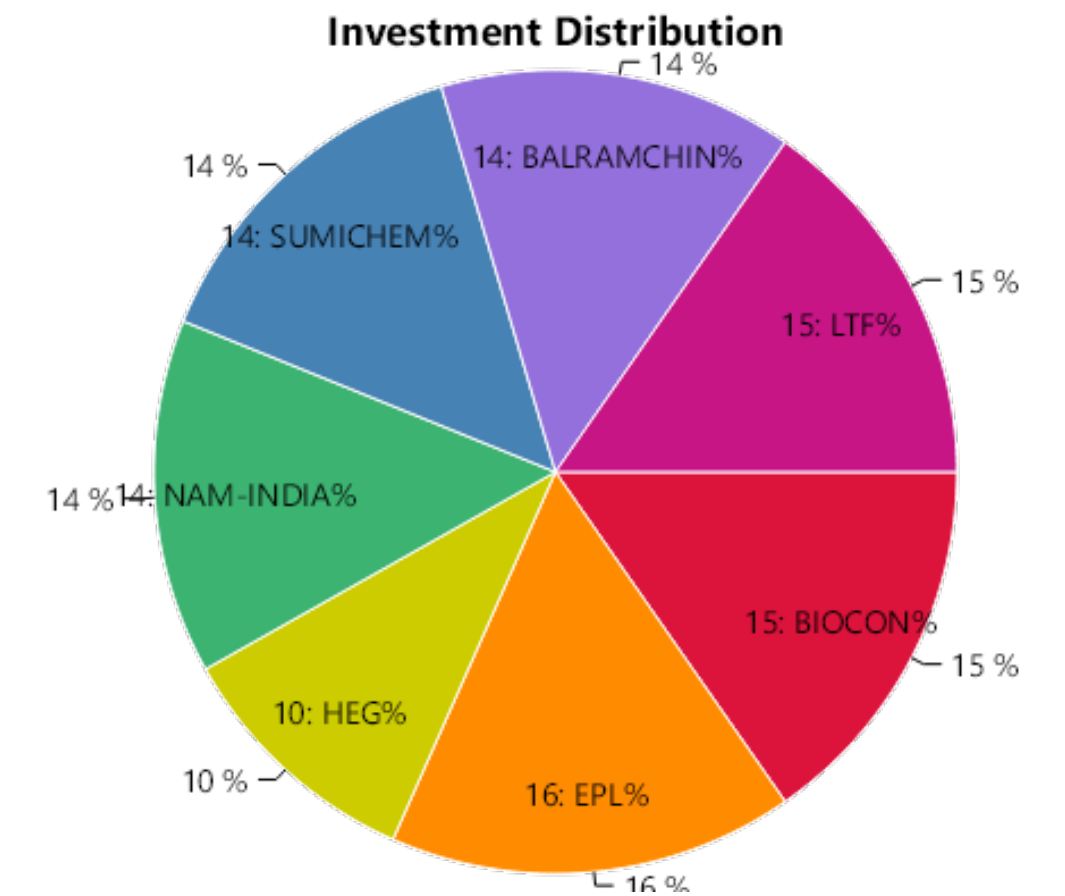
\*\* Includes unrealized gains for open stocks, if any.

## STOCK WISE PERFORMANCE SUMMARY

Sr No.	Stock Name	Status	Amount Invested*	Sale Proceeds*	Profit/(Loss)**	%Return
1	BIOCON	Profit	3616.00	3737.20	121.20	3.35%
2	EPL	Profit	3770.76	3865.36	94.60	2.51%
3	HEG	Profit	2432.10	2521.33	89.23	3.67%
4	NAM-INDIA	Profit	3351.70	3454.38	102.68	3.06%
5	SUMICHEM	Profit	3346.68	3445.58	98.90	2.96%
6	BALRAMCHIN	Loss	3369.93	2629.91	-740.02	-21.96%
7	LTF	Loss	3655.00	2867.39	-787.61	-21.55%
<b>Total</b>			<b>23542.17</b>	<b>22521.15</b>	<b>-1021.02</b>	<b>-4.34%</b>

## OVERALL PERFORMANCE SUMMARY

Amount Invested	Sale Proceeds	Profit/(Loss)	%Return
23542.17	22521.15	-1021.02	-4.34%



\* We have considered the market value for open stocks as on the previous day prior to the report for open stocks.

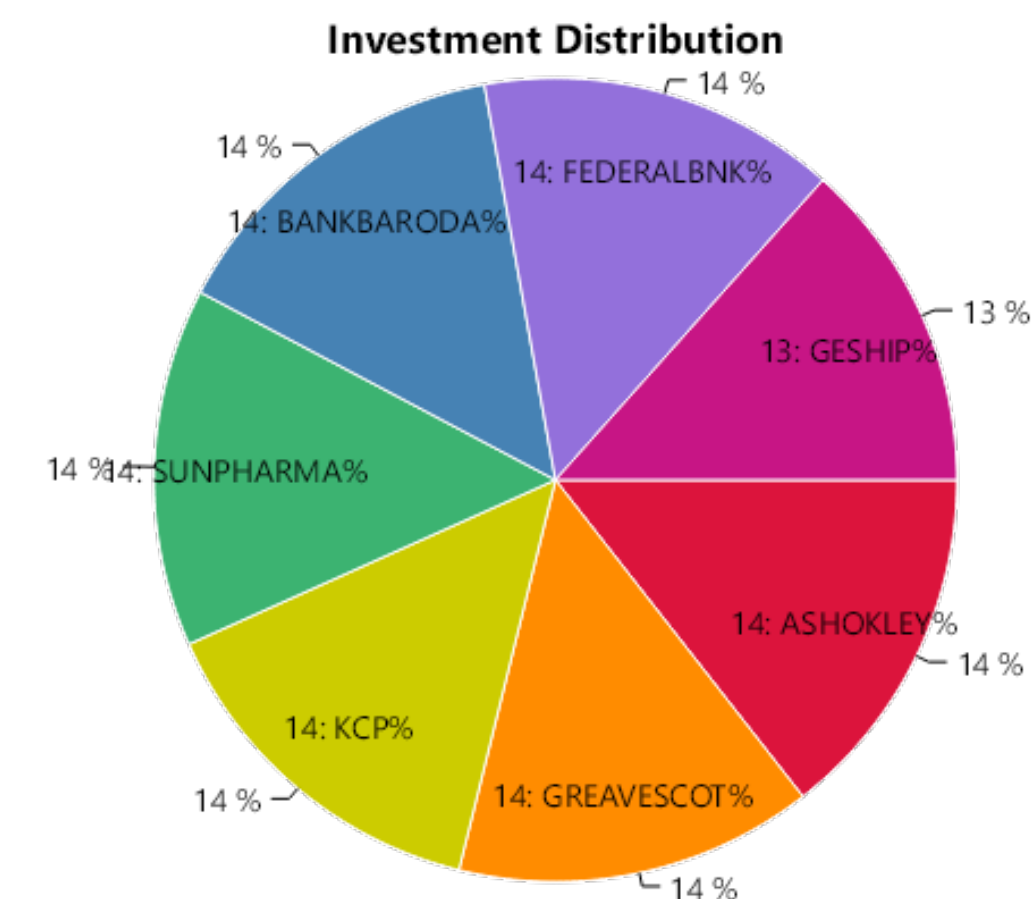
\*\* Includes unrealized gains for open stocks, if any.

## STOCK WISE PERFORMANCE SUMMARY

Sr No.	Stock Name	Status	Amount Invested*	Sale Proceeds*	Profit/(Loss)**	%Return
1	ASHOKLEY	Profit	9229.92	9588.05	358.13	3.88%
2	GREAVESCOT	Profit	9273.64	9722.01	448.37	4.83%
3	KCP	Profit	9069.06	9604.57	535.51	5.90%
4	SUNPHARMA	Profit	9080.20	9130.60	50.40	0.56%
5	BANKBARODA	Loss	9207.72	14744.94	5537.22	60.14%
6	FEDERALBNK	Loss	9280.35	8788.95	-491.40	-5.30%
7	GESHIP	Loss	8418.76	6690.51	-1728.25	-20.53%
<b>Total</b>			<b>63559.65</b>	<b>68269.63</b>	<b>4709.98</b>	<b>7.41%</b>

## OVERALL PERFORMANCE SUMMARY

Amount Invested	Sale Proceeds	Profit/(Loss)	%Return
63559.65	68269.63	4709.98	7.41%



\* We have considered the market value for open stocks as on the previous day prior to the report for open stocks.

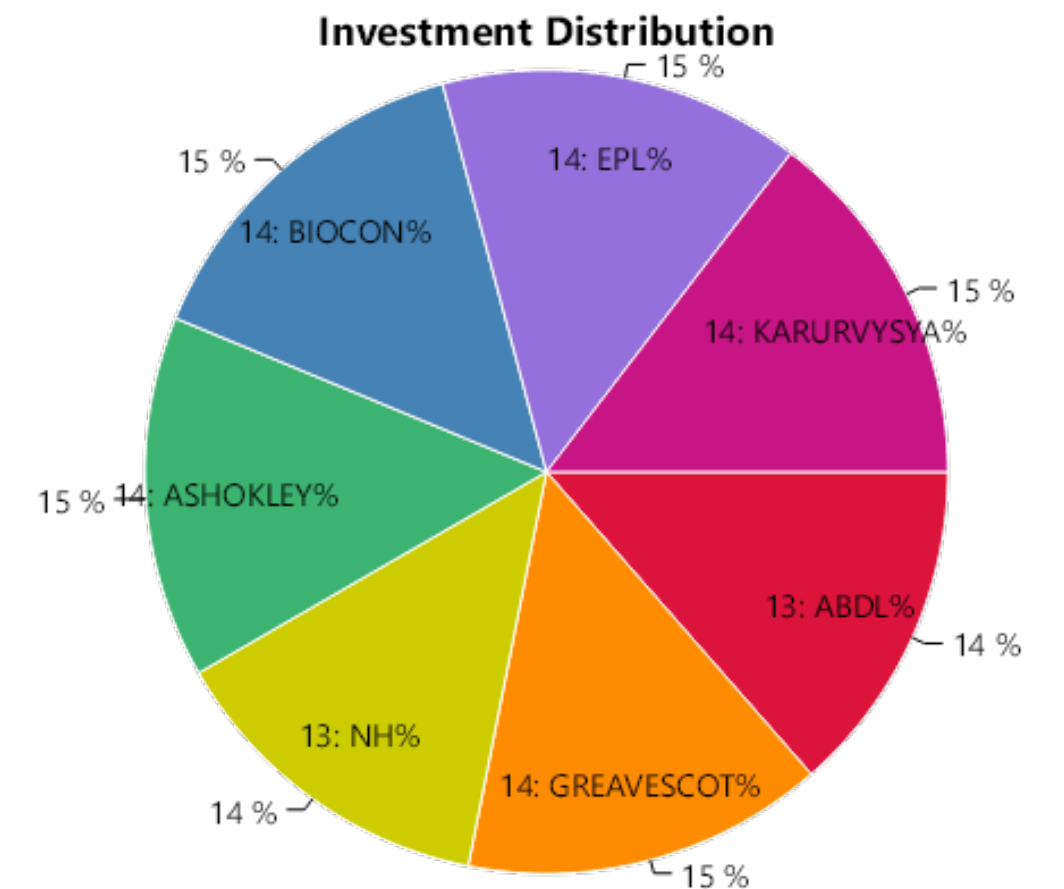
\*\* Includes unrealized gains for open stocks, if any.

## STOCK WISE PERFORMANCE SUMMARY

Sr No.	Stock Name	Status	Amount Invested*	Sale Proceeds*	Profit/(Loss)**	%Return
1	ABDL	Profit	5592.90	5861.10	268.20	4.80%
2	GREAVESCOT	Profit	5841.25	7156.69	1315.44	22.52%
3	NH	Profit	5402.88	5663.92	261.04	4.83%
4	ASHOKLEY	Loss	5891.61	5859.45	-32.16	-0.55%
5	BIOCON	Loss	5668.20	4534.20	-1134.00	-20.01%
6	EPL	Loss	5803.98	4539.13	-1264.85	-21.79%
7	KARURVYSYA	Loss	5909.52	4627.92	-1281.60	-21.69%
<b>Total</b>			<b>40110.34</b>	<b>38242.41</b>	<b>-1867.93</b>	<b>-4.66%</b>

## OVERALL PERFORMANCE SUMMARY

Amount Invested	Sale Proceeds	Profit/(Loss)	%Return
40110.34	38242.41	-1867.93	-4.66%



\* We have considered the market value for open stocks as on the previous day prior to the report for open stocks.

\*\* Includes unrealized gains for open stocks, if any.

## Contact Details

 LKP Securities Ltd, SPIP Division

 91 22 66351336 / 91 22 66351337    [spip@lkpsec.com](mailto:spip@lkpsec.com)

 Registered Office: 203, Embassy Centre, Nariman Point, Mumbai - 400021.

 Registered Office: 2nd Floor, Gala Impecca, Andheri Kurla Road, Near Hotel Courtyard Marriott, Chakala, Andheri (East), Mumbai-400059.

## Compliance & Grievance Officer

 Mr. Ritesh Tiwari

 022-6635 1234

 [ho\\_compliance@lkpsec.com](mailto:ho_compliance@lkpsec.com)

**Disclaimer & Disclosure :** LKP Securities Ltd. (CIN-U67120MH1994PLC080039, [www.Lkpsec.com](http://www.Lkpsec.com)) and its affiliates are a full- fledged, brokerage and financing group. LKP Securities Ltd is a SEBI registered Research Analyst with registration number INH000001758. LKP is a corporate trading member of Bombay Stock Exchange Limited (BSE), National Stock Exchange of India Limited (NSE) and Metropolitan Stock Exchange of India Limited (MSEI). LKP along with its subsidiaries offers the most comprehensive avenues for investments and is engaged in the businesses including stock broking (Institutional and retail), merchant banking, commodity broking, depository participant rendered in connection with distribution of primary market issues and financial products like mutual funds etc.

LKP offers research services to clients. The analyst for this report certifies that all of the views expressed in this report accurately reflect his or her personal views about the subject company or companies and its or their securities, and no part of his or her compensation was, is or will be, directly or indirectly related to specific recommendations or views expressed in this report.

Further, the information in the document has been printed on the basis of publicly available information; internal data and other sources believed to be true and are for general guidance only but which may have not been verified independently. While every effort is made to ensure the accuracy and completeness of information contained, the company takes no responsibility and assumes no liability for any error/ omission or accuracy of the information. Recipients of this material should rely on their own judgments and conclusions from relevant sources before making any investment. The investments discussed or recommended in this report may not be suitable for all investors. Opinion expressed is the current opinion as of the date appearing on the material only. Value of the investments referred to in this material are subject to volatility. Past performance is not a guide for future performance. Investment in securities market are subject to market risks. Read all the related documents carefully before investing. Registration granted by SEBI and certification from NISM in no way guarantee performance of the intermediary or provide any assurance of returns to investors. These securities quoted are for illustration only and are not recommendatory.

Mr. S. Ranganathan (Advisor) - SEBI Registration No-INH2200252399,  
Mr. Kunal Bothra (Research Analyst) - SEBI Registered No. INH000005263



**THANK YOU**