

SPIP Performance Report 2024-2025

Client Name : VILAS BABULAL GANDHI (HUF)

Client Code : RA001191

Date : 23/12/2025



Sr No.	Month	Amount Invested	Sale Proceeds*	Profit/(Loss)**	%Return
1	Apr-2024	42178.73	44209.00	2030.27	4.81%
2	May-2024	84121.97	84785.76	663.79	0.79%
3	Jun-2024	41038.90	45904.38	4865.48	11.86%
4	Jul-2024	37493.12	37084.95	-408.17	-1.09%
5	Aug-2024	121958.84	111660.10	-10298.74	-8.44%
6	Oct-2024	9602.14	9079.22	-522.92	-5.45%
7	Dec-2024	33626.36	33389.83	-236.53	-0.70%

* We have considered the market value for open stocks as on the previous day prior to the report for open stocks.

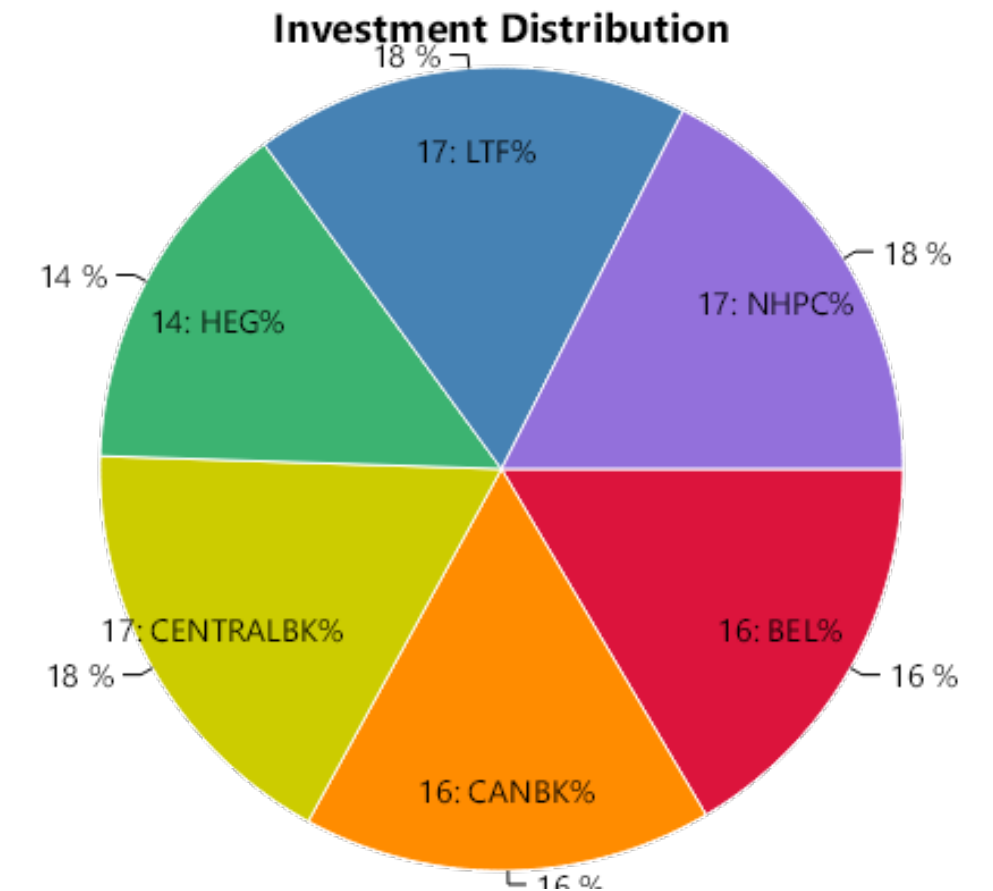
** Includes unrealized gains for open stocks, if any.

STOCK WISE PERFORMANCE SUMMARY

Sr No.	Stock Name	Status	Amount Invested*	Sale Proceeds*	Profit/(Loss)**	%Return
1	BEL	Profit	7081.50	7444.13	362.63	5.12%
2	CANBK	Profit	7146.19	7505.30	359.11	5.03%
3	CENTRALBK	Profit	7267.46	7573.94	306.48	4.22%
4	HEG	Profit	6231.42	6559.74	328.32	5.27%
5	LTF	Profit	7249.01	7558.32	309.31	4.27%
6	NHPC	Profit	7203.15	7567.57	364.42	5.06%
7	ORIENTHOT	Out of range	0.00	0.00	0.00	0%
Total			42178.73	44209.00	2030.27	4.81%

OVERALL PERFORMANCE SUMMARY

Amount Invested	Sale Proceeds	Profit/(Loss)	%Return
42178.73	44209.00	2030.27	4.81%



* We have considered the market value for open stocks as on the previous day prior to the report for open stocks.

** Includes unrealized gains for open stocks, if any.

STOCK WISE PERFORMANCE SUMMARY

Sr No.	Stock Name	Status	Amount Invested*	Sale Proceeds*	Profit/(Loss)**	%Return
1	ABFRL	Profit	12211.38	12546.82	335.44	2.75%
2	MOIL	Profit	11792.44	12146.94	354.50	3.01%
3	NCC	Profit	12026.19	12398.17	371.98	3.09%
4	NHPC	Profit	12174.77	12526.04	351.27	2.89%
5	NMDC	Profit	12005.67	12423.82	418.15	3.48%
6	SUDARSCHEM	Profit	12044.43	13521.24	1476.81	12.26%
7	POONAWALLA	Loss	11867.09	9222.73	-2644.36	-22.28%
Total			84121.97	84785.76	663.79	0.79%

OVERALL PERFORMANCE SUMMARY

Amount Invested	Sale Proceeds	Profit/(Loss)	%Return
84121.97	84785.76	663.79	0.79%



* We have considered the market value for open stocks as on the previous day prior to the report for open stocks.

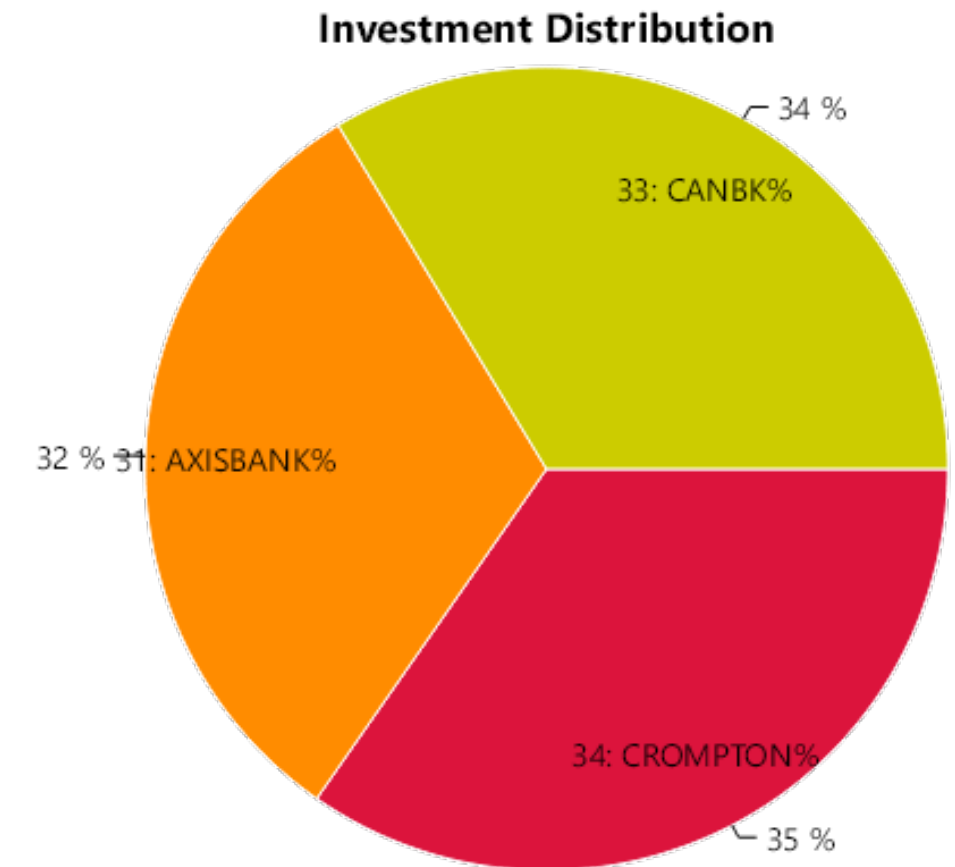
** Includes unrealized gains for open stocks, if any.

STOCK WISE PERFORMANCE SUMMARY

Sr No.	Stock Name	Status	Amount Invested*	Sale Proceeds*	Profit/(Loss)**	%Return
1	CROMPTON	Profit	14085.74	14754.08	668.34	4.74%
2	AXISBANK	Open	13013.59	13565.20	551.61	4.24%
3	CANBK	Open	13939.57	17585.10	3645.53	26.15%
4	CMSINFO	Out of range	0.00	0.00	0.00	0%
5	COROMANDEL	Out of range	0.00	0.00	0.00	0%
6	NMDC	Out of range	0.00	0.00	0.00	0%
Total			41038.90	45904.38	4865.48	11.86%

OVERALL PERFORMANCE SUMMARY

Amount Invested	Sale Proceeds	Profit/(Loss)	%Return
41038.90	45904.38	4865.48	11.86%



* We have considered the market value for open stocks as on the previous day prior to the report for open stocks.

** Includes unrealized gains for open stocks, if any.

STOCK WISE PERFORMANCE SUMMARY

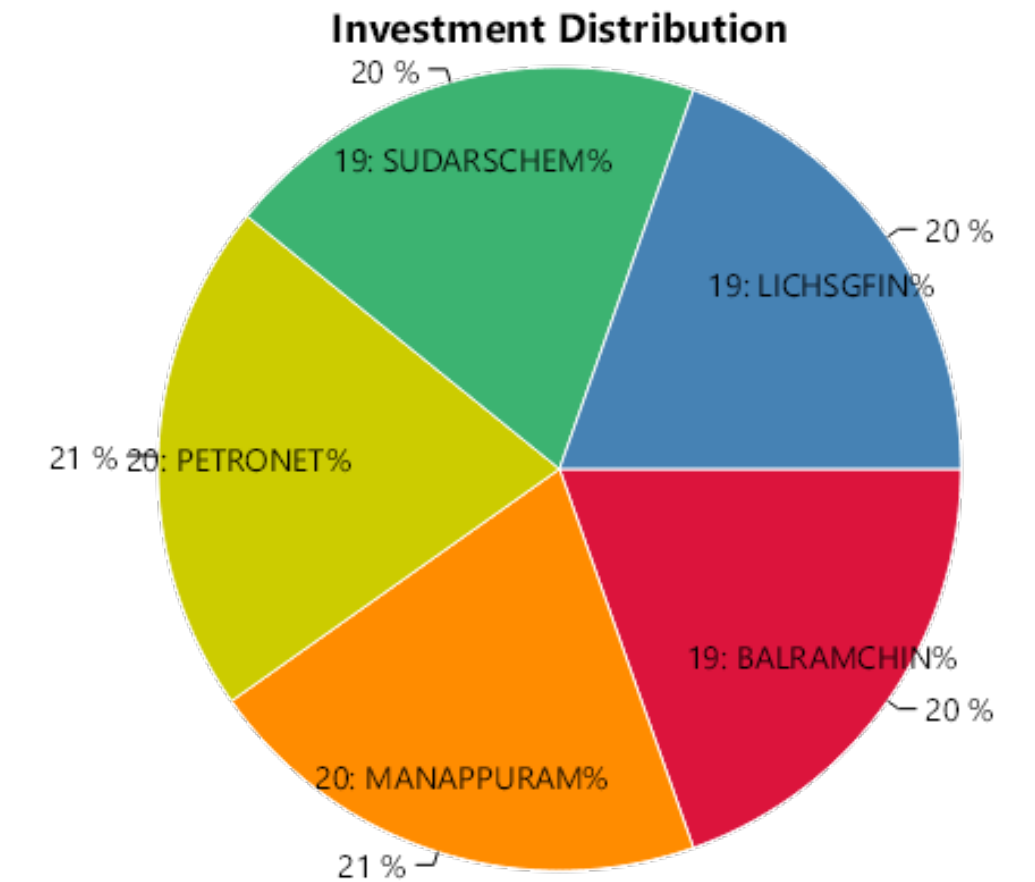
Sr No.	Stock Name	Status	Amount Invested*	Sale Proceeds*	Profit/(Loss)**	%Return
1	BALRAMCHIN	Profit	7437.79	7673.40	235.61	3.17%
2	MANAPPURAM	Profit	7815.38	8084.83	269.45	3.45%
3	PETRONET	Profit	7703.67	7988.99	285.32	3.70%
4	SUDARSCHEM	Profit	7285.22	7614.62	329.40	4.52%
5	CMSINFO	Out of range	0.00	0.00	0.00	0%
6	LICHSGFIN	Loss	7251.06	5723.11	-1527.95	-21.07%
Total			37493.12	37084.95	-408.17	-1.09%

OVERALL PERFORMANCE SUMMARY

Amount Invested	Sale Proceeds	Profit/(Loss)	%Return
37493.12	37084.95	-408.17	-1.09%

* We have considered the market value for open stocks as on the previous day prior to the report for open stocks.

** Includes unrealized gains for open stocks, if any.



STOCK WISE PERFORMANCE SUMMARY

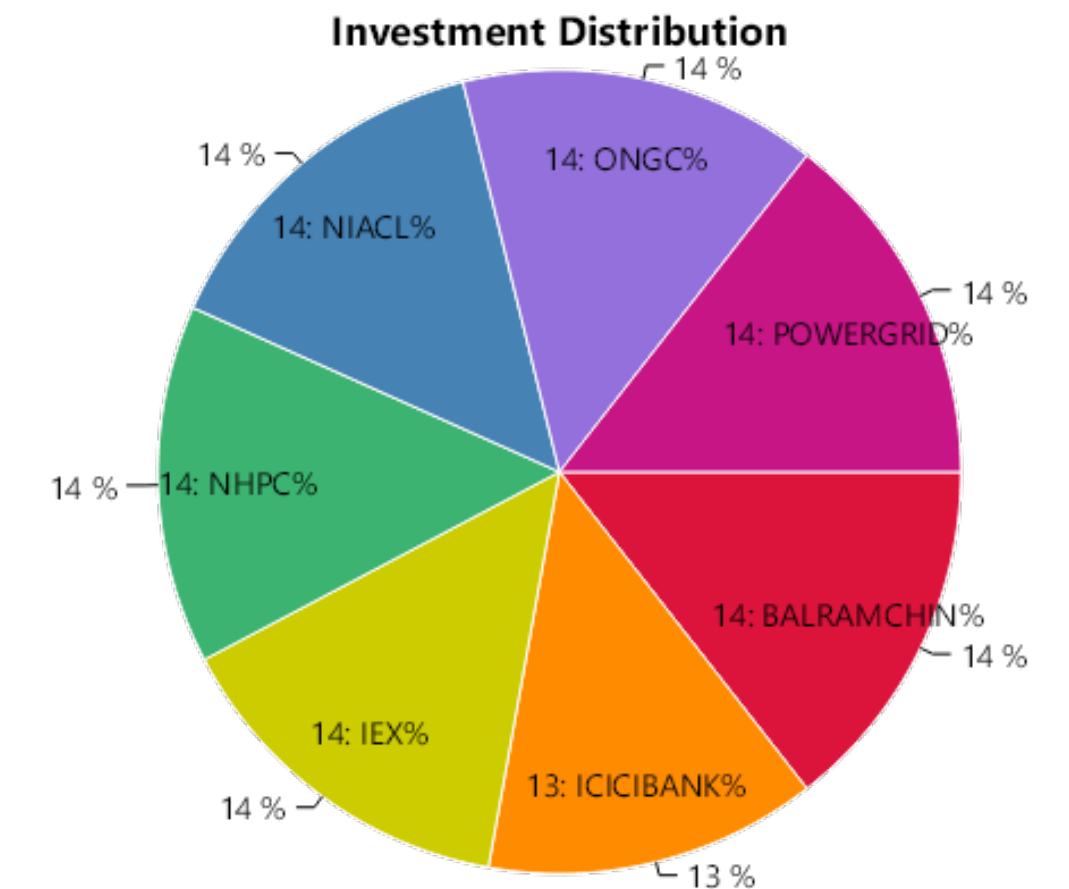
Sr No.	Stock Name	Status	Amount Invested*	Sale Proceeds*	Profit/(Loss)**	%Return
1	BALRAMCHIN	Profit	17567.35	18796.47	1229.12	7.00%
2	ICICIBANK	Profit	16598.09	17681.02	1082.93	6.52%
3	IEX	Profit	17539.36	18934.13	1394.77	7.95%
4	NHPC	Open	17616.18	13669.92	-3946.26	-22.40%
5	NIACL	Loss	17490.73	13935.07	-3555.66	-20.33%
6	ONGC	Loss	17593.50	14450.70	-3142.80	-17.86%
7	POWERGRID	Loss	17553.63	14192.79	-3360.84	-19.15%
Total			121958.84	111660.10	-10298.74	-8.44%

OVERALL PERFORMANCE SUMMARY

Amount Invested	Sale Proceeds	Profit/(Loss)	%Return
121958.84	111660.10	-10298.74	-8.44%

* We have considered the market value for open stocks as on the previous day prior to the report for open stocks.

** Includes unrealized gains for open stocks, if any.



STOCK WISE PERFORMANCE SUMMARY

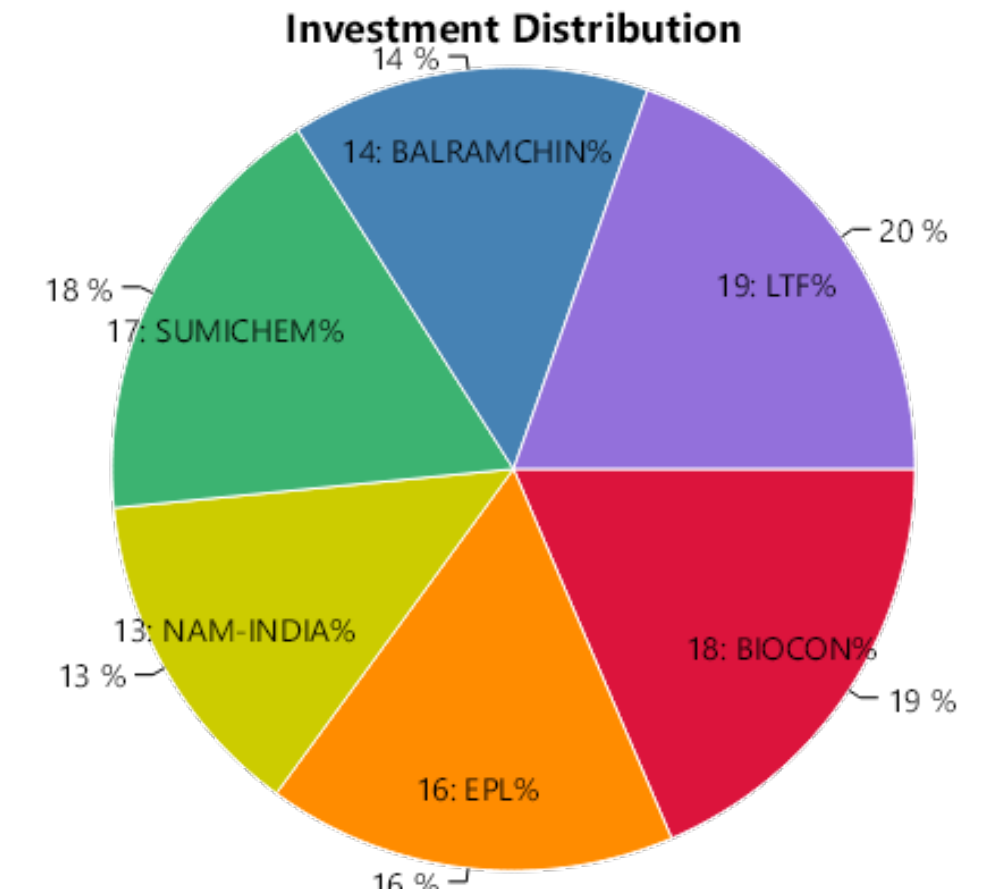
Sr No.	Stock Name	Status	Amount Invested*	Sale Proceeds*	Profit/(Loss)**	%Return
1	BIOCON	Profit	1805.45	1870.50	65.05	3.60%
2	EPL	Profit	1614.42	1639.44	25.02	1.55%
3	NAM-INDIA	Profit	1339.34	1386.54	47.20	3.52%
4	SUMICHEM	Profit	1671.66	1728.83	57.17	3.42%
5	HEG	Out of range	0.00	0.00	0.00	0%
6	BALRAMCHIN	Loss	1345.07	1034.46	-310.61	-23.09%
7	LTF	Loss	1826.20	1419.45	-406.75	-22.27%
Total			9602.14	9079.22	-522.92	-5.45%

OVERALL PERFORMANCE SUMMARY

Amount Invested	Sale Proceeds	Profit/(Loss)	%Return
9602.14	9079.22	-522.92	-5.45%

* We have considered the market value for open stocks as on the previous day prior to the report for open stocks.

** Includes unrealized gains for open stocks, if any.



STOCK WISE PERFORMANCE SUMMARY

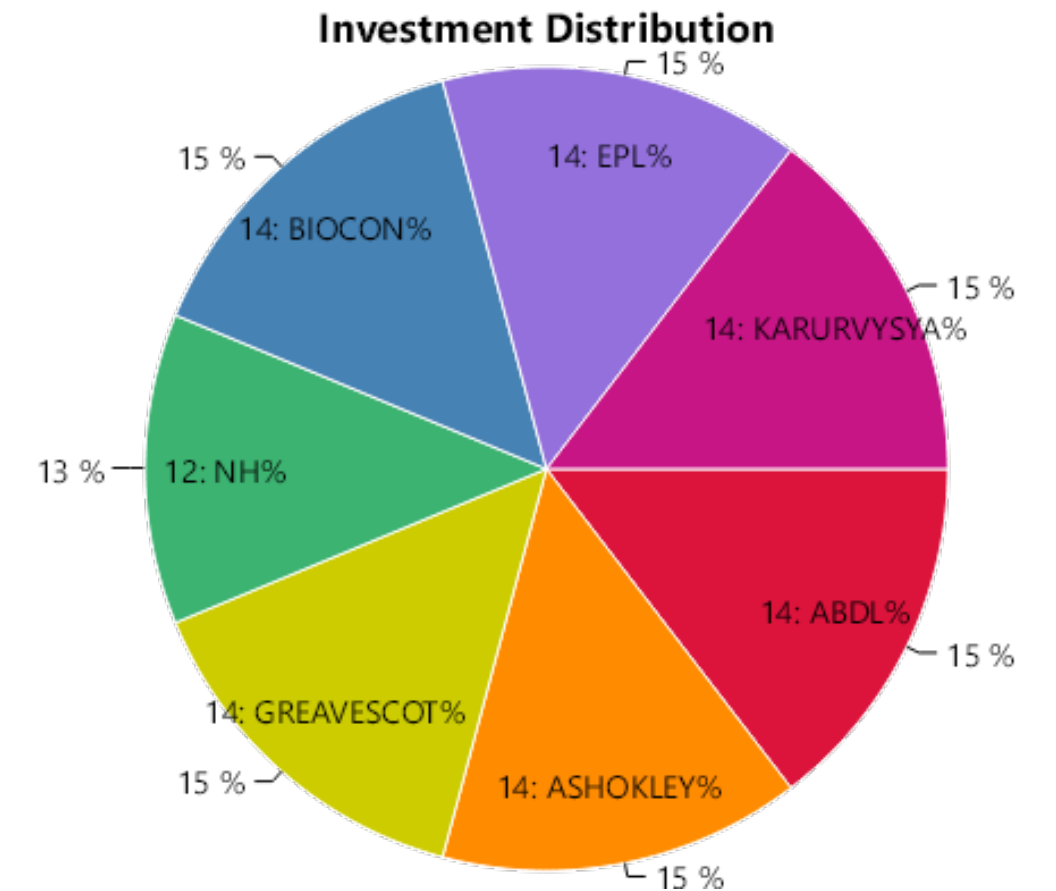
Sr No.	Stock Name	Status	Amount Invested*	Sale Proceeds*	Profit/(Loss)**	%Return
1	ABDL	Profit	4842.24	5084.69	242.45	5.01%
2	ASHOKLEY	Profit	4931.43	4927.10	-4.33	-0.09%
3	GREAVESCOT	Profit	5020.00	6187.75	1167.75	23.26%
4	NH	Profit	4048.14	4252.23	204.09	5.04%
5	BIOCON	Open	4895.15	5190.90	295.75	6.04%
6	EPL	Loss	4969.80	3886.76	-1083.04	-21.79%
7	KARURVYSYA	Loss	4919.60	3860.40	-1059.20	-21.53%
Total			33626.36	33389.83	-236.53	-0.70%

OVERALL PERFORMANCE SUMMARY

Amount Invested	Sale Proceeds	Profit/(Loss)	%Return
33626.36	33389.83	-236.53	-0.70%

* We have considered the market value for open stocks as on the previous day prior to the report for open stocks.

** Includes unrealized gains for open stocks, if any.



Contact Details

 LKP Securities Ltd, SPIP Division

 91 22 66351336 / 91 22 66351337  spip@lkpsec.com

 Registered Office: 203, Embassy Centre, Nariman Point, Mumbai - 400021.

 Registered Office: 2nd Floor, Gala Impecca, Andheri Kurla Road, Near Hotel Courtyard Marriott, Chakala, Andheri (East), Mumbai-400059.

Compliance & Grievance Officer

 Mr. Ritesh Tiwari

 022-6635 1234

 ho_compliance@lkpsec.com

Disclaimer & Disclosure : LKP Securities Ltd. (CIN-U67120MH1994PLC080039, www.Lkpsec.com) and its affiliates are a full- fledged, brokerage and financing group. LKP Securities Ltd is a SEBI registered Research Analyst with registration number INH000001758. LKP is a corporate trading member of Bombay Stock Exchange Limited (BSE), National Stock Exchange of India Limited (NSE) and Metropolitan Stock Exchange of India Limited (MSEI). LKP along with its subsidiaries offers the most comprehensive avenues for investments and is engaged in the businesses including stock broking (Institutional and retail), merchant banking, commodity broking, depository participant rendered in connection with distribution of primary market issues and financial products like mutual funds etc.

LKP offers research services to clients. The analyst for this report certifies that all of the views expressed in this report accurately reflect his or her personal views about the subject company or companies and its or their securities, and no part of his or her compensation was, is or will be, directly or indirectly related to specific recommendations or views expressed in this report.

Further, the information in the document has been printed on the basis of publicly available information; internal data and other sources believed to be true and are for general guidance only but which may have not been verified independently. While every effort is made to ensure the accuracy and completeness of information contained, the company takes no responsibility and assumes no liability for any error/ omission or accuracy of the information. Recipients of this material should rely on their own judgments and conclusions from relevant sources before making any investment. The investments discussed or recommended in this report may not be suitable for all investors. Opinion expressed is the current opinion as of the date appearing on the material only. Value of the investments referred to in this material are subject to volatility. Past performance is not a guide for future performance. Investment in securities market are subject to market risks. Read all the related documents carefully before investing. Registration granted by SEBI and certification from NISM in no way guarantee performance of the intermediary or provide any assurance of returns to investors. These securities quoted are for illustration only and are not recommendatory.

Mr. S. Ranganathan (Advisor) - SEBI Registration No-INH2200252399,
Mr. Kunal Bothra (Research Analyst) - SEBI Registered No. INH000005263



THANK YOU