

SPIP Performance Report 2024-2025

Client Name : PRAKASH AJAY JADHAV

Client Code : RA001232

Date : 23/12/2025



Sr No.	Month	Amount Invested	Sale Proceeds*	Profit/(Loss)**	%Return
1	May-2024	297678.48	299799.04	2120.56	0.71%
2	Jun-2024	109587.82	108051.05	-1536.77	-1.40%
3	Jul-2024	79915.84	78818.19	-1097.65	-1.37%
4	Aug-2024	79886.00	73056.25	-6829.75	-8.55%
5	Sep-2024	49874.78	45953.66	-3921.12	-7.86%
6	Oct-2024	51892.11	50030.87	-1861.24	-3.59%
7	Nov-2024	67817.33	71583.83	3766.50	5.55%

* We have considered the market value for open stocks as on the previous day prior to the report for open stocks.

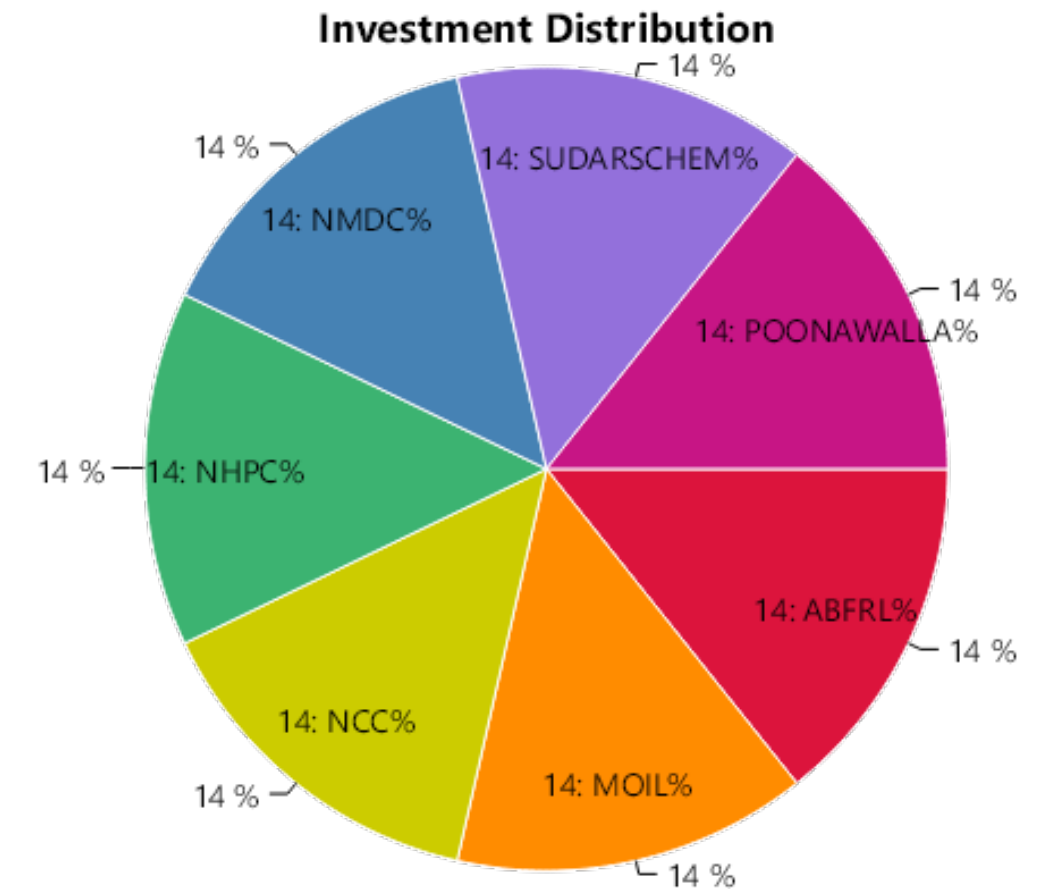
** Includes unrealized gains for open stocks, if any.

STOCK WISE PERFORMANCE SUMMARY

Sr No.	Stock Name	Status	Amount Invested*	Sale Proceeds*	Profit/(Loss)**	%Return
1	ABFRL	Profit	42611.67	43780.35	1168.68	2.74%
2	MOIL	Profit	42684.78	43916.35	1231.57	2.89%
3	NCC	Profit	42596.02	43911.77	1315.75	3.09%
4	NHPC	Profit	42817.59	44050.04	1232.45	2.88%
5	NMDC	Profit	42286.89	43766.44	1479.55	3.50%
6	SUDARSCHEM	Profit	42156.47	47328.73	5172.26	12.27%
7	POONAWALLA	Loss	42525.06	33045.36	-9479.70	-22.29%
Total			297678.48	299799.04	2120.56	0.71%

OVERALL PERFORMANCE SUMMARY

Amount Invested	Sale Proceeds	Profit/(Loss)	%Return
297678.48	299799.04	2120.56	0.71%



* We have considered the market value for open stocks as on the previous day prior to the report for open stocks.

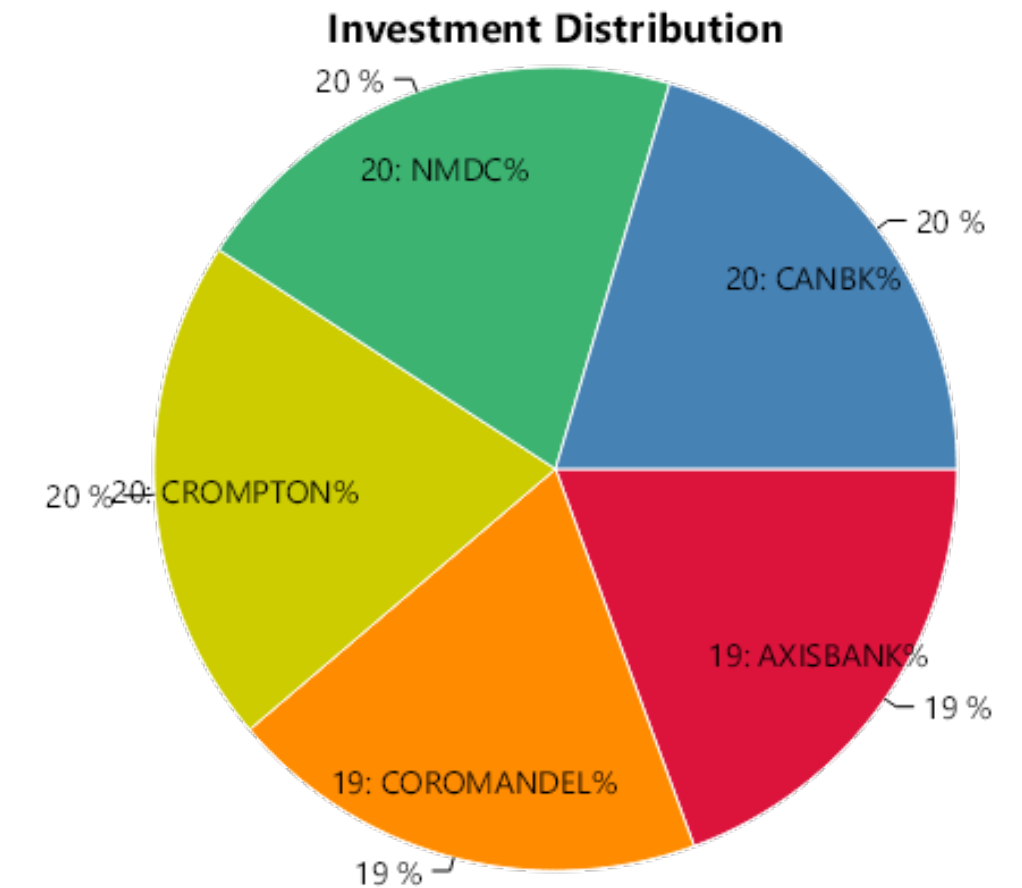
** Includes unrealized gains for open stocks, if any.

STOCK WISE PERFORMANCE SUMMARY

Sr No.	Stock Name	Status	Amount Invested*	Sale Proceeds*	Profit/(Loss)**	%Return
1	AXISBANK	Profit	21329.06	22280.91	951.85	4.46%
2	COROMANDEL	Profit	21199.39	22025.15	825.76	3.90%
3	CROMPTON	Profit	22351.05	23185.74	834.69	3.73%
4	NMDC	Profit	22359.59	23197.23	837.64	3.75%
5	CMSINFO	Out of range	0.00	0.00	0.00	0%
6	CANBK	Loss	22348.73	17362.02	-4986.71	-22.31%
Total			109587.82	108051.05	-1536.77	-1.40%

OVERALL PERFORMANCE SUMMARY

Amount Invested	Sale Proceeds	Profit/(Loss)	%Return
109587.82	108051.05	-1536.77	-1.40%



* We have considered the market value for open stocks as on the previous day prior to the report for open stocks.

** Includes unrealized gains for open stocks, if any.

STOCK WISE PERFORMANCE SUMMARY

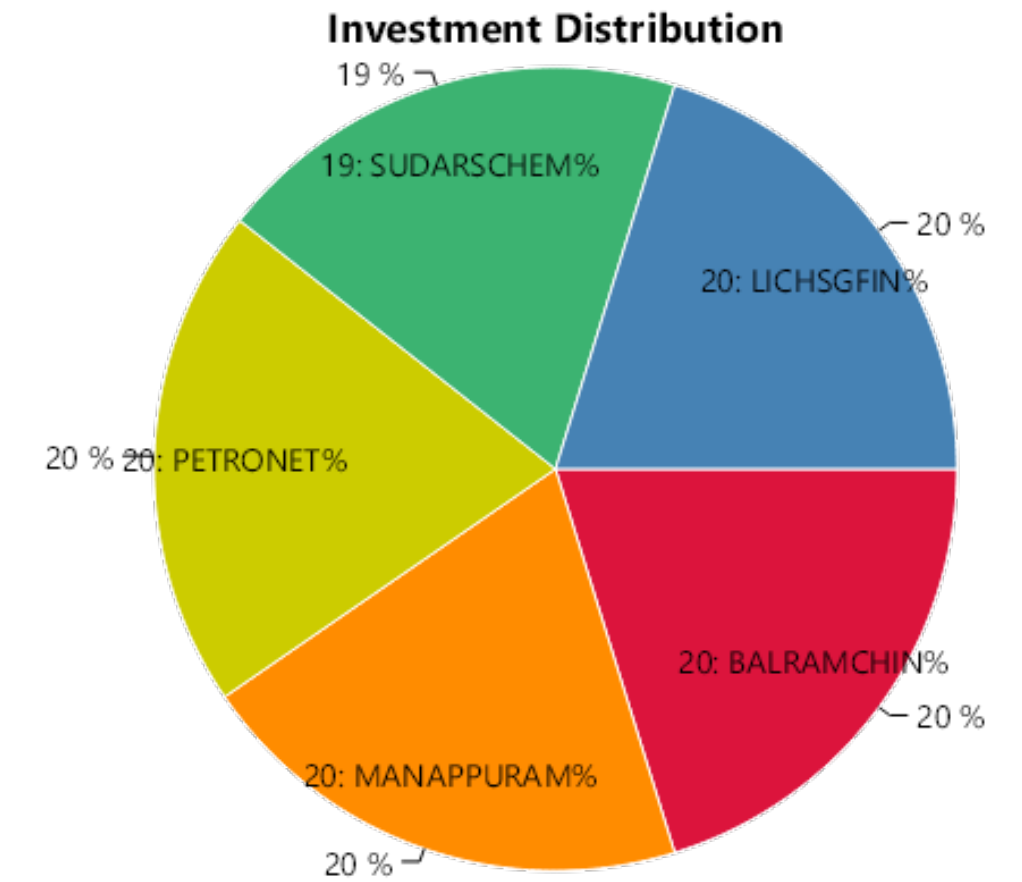
Sr No.	Stock Name	Status	Amount Invested*	Sale Proceeds*	Profit/(Loss)**	%Return
1	BALRAMCHIN	Profit	16189.64	16701.18	511.54	3.16%
2	MANAPPURAM	Profit	16053.51	16608.20	554.69	3.46%
3	PETRONET	Profit	16077.54	16673.40	595.86	3.71%
4	SUDARSCHEM	Profit	15481.38	16180.78	699.40	4.52%
5	CMSINFO	Out of range	0.00	0.00	0.00	0%
6	LICHSGFIN	Loss	16113.77	12654.63	-3459.14	-21.47%
Total			79915.84	78818.19	-1097.65	-1.37%

OVERALL PERFORMANCE SUMMARY

Amount Invested	Sale Proceeds	Profit/(Loss)	%Return
79915.84	78818.19	-1097.65	-1.37%

* We have considered the market value for open stocks as on the previous day prior to the report for open stocks.

** Includes unrealized gains for open stocks, if any.

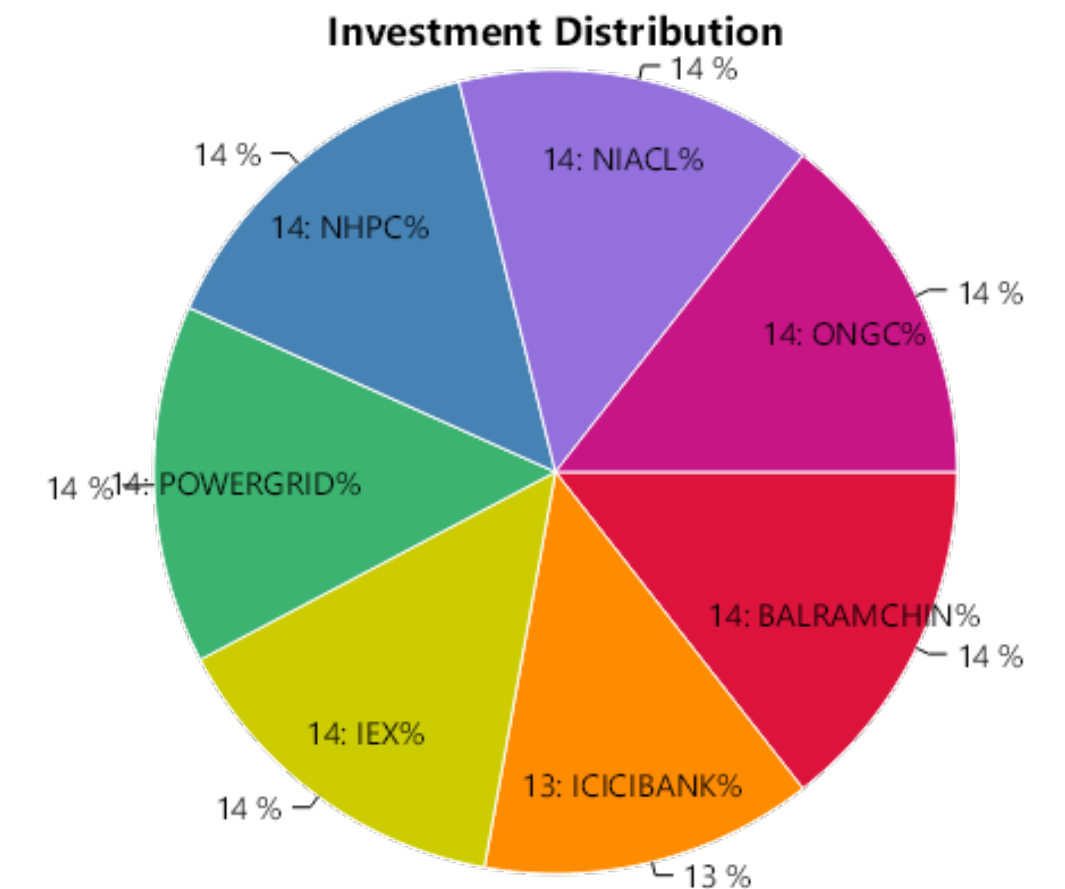


STOCK WISE PERFORMANCE SUMMARY

Sr No.	Stock Name	Status	Amount Invested*	Sale Proceeds*	Profit/(Loss)**	%Return
1	BALRAMCHIN	Profit	11394.91	12192.35	797.44	7.00%
2	ICICIBANK	Profit	10669.87	11366.37	696.50	6.53%
3	IEX	Profit	11950.35	12554.12	603.77	5.05%
4	POWERGRID	Open	11585.53	8745.00	-2840.53	-24.52%
5	NHPC	Loss	11501.41	9456.48	-2044.93	-17.78%
6	NIACL	Loss	11280.67	9290.13	-1990.54	-17.65%
7	ONGC	Loss	11503.26	9451.80	-2051.46	-17.83%
	Total		79886.00	73056.25	-6829.75	-8.55%

OVERALL PERFORMANCE SUMMARY

Amount Invested	Sale Proceeds	Profit/(Loss)	%Return
79886.00	73056.25	-6829.75	-8.55%



* We have considered the market value for open stocks as on the previous day prior to the report for open stocks.

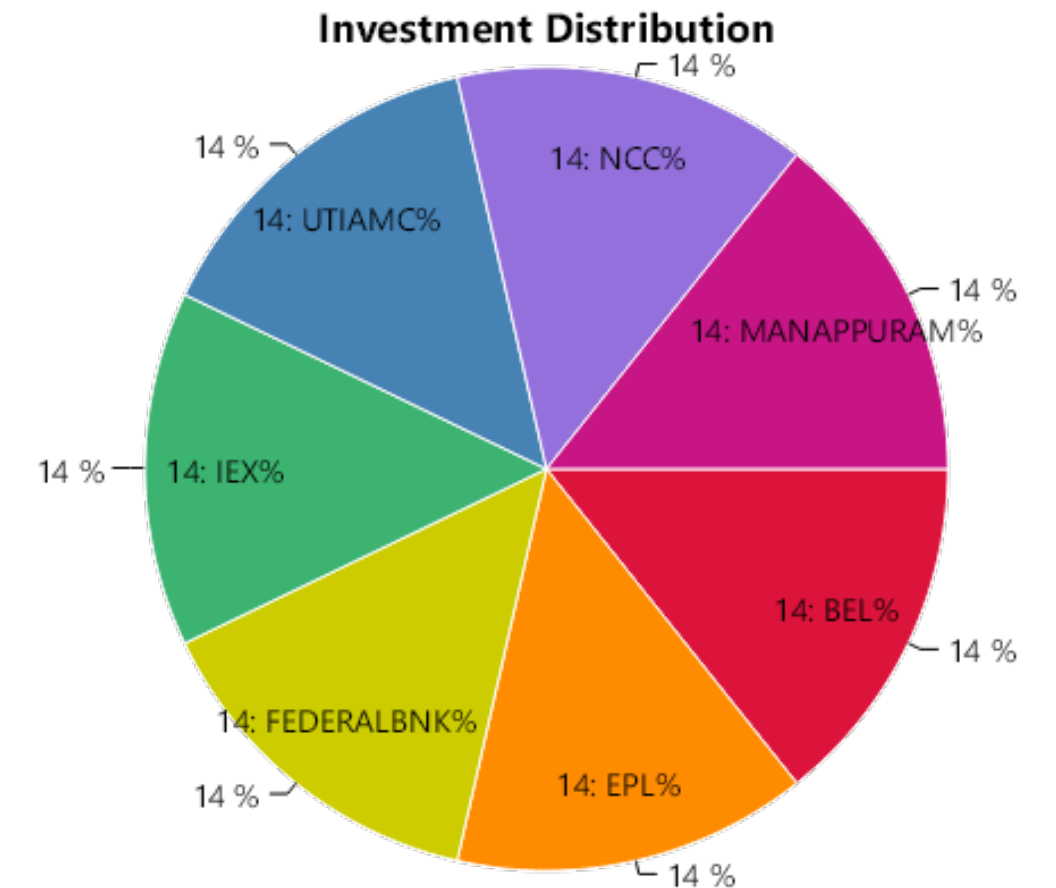
** Includes unrealized gains for open stocks, if any.

STOCK WISE PERFORMANCE SUMMARY

Sr No.	Stock Name	Status	Amount Invested*	Sale Proceeds*	Profit/(Loss)**	%Return
1	BEL	Profit	6986.32	7252.53	266.21	3.81%
2	EPL	Profit	7097.71	7384.72	287.01	4.04%
3	FEDERALBNK	Profit	7151.96	7409.46	257.50	3.60%
4	IEX	Profit	7252.38	7516.18	263.80	3.64%
5	UTIAMC	Profit	7013.16	7284.72	271.56	3.87%
6	NCC	Open	7136.87	3444.98	-3691.89	-51.73%
7	MANAPPURAM	Loss	7236.38	5661.07	-1575.31	-21.77%
Total			49874.78	45953.66	-3921.12	-7.86%

OVERALL PERFORMANCE SUMMARY

Amount Invested	Sale Proceeds	Profit/(Loss)	%Return
49874.78	45953.66	-3921.12	-7.86%



* We have considered the market value for open stocks as on the previous day prior to the report for open stocks.

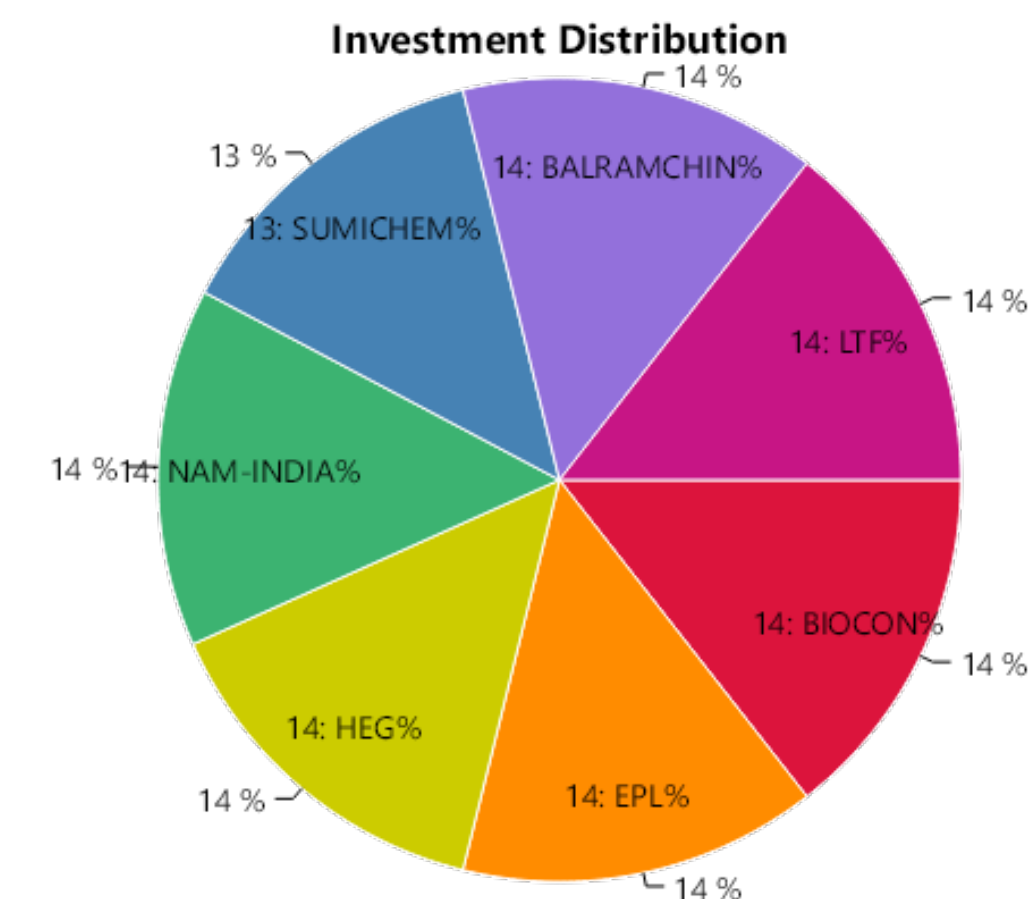
** Includes unrealized gains for open stocks, if any.

STOCK WISE PERFORMANCE SUMMARY

Sr No.	Stock Name	Status	Amount Invested*	Sale Proceeds*	Profit/(Loss)**	%Return
1	BIOCON	Profit	7578.69	7856.10	277.41	3.66%
2	EPL	Profit	7533.96	7753.03	219.07	2.91%
3	HEG	Profit	7289.04	7571.58	282.54	3.88%
4	NAM-INDIA	Profit	7366.37	7626.89	260.52	3.54%
5	SUMICHEM	Profit	7243.86	7492.23	248.37	3.43%
6	BALRAMCHIN	Loss	7413.27	5821.78	-1591.49	-21.47%
7	LTF	Loss	7466.92	5909.26	-1557.66	-20.86%
Total			51892.11	50030.87	-1861.24	-3.59%

OVERALL PERFORMANCE SUMMARY

Amount Invested	Sale Proceeds	Profit/(Loss)	%Return
51892.11	50030.87	-1861.24	-3.59%



* We have considered the market value for open stocks as on the previous day prior to the report for open stocks.

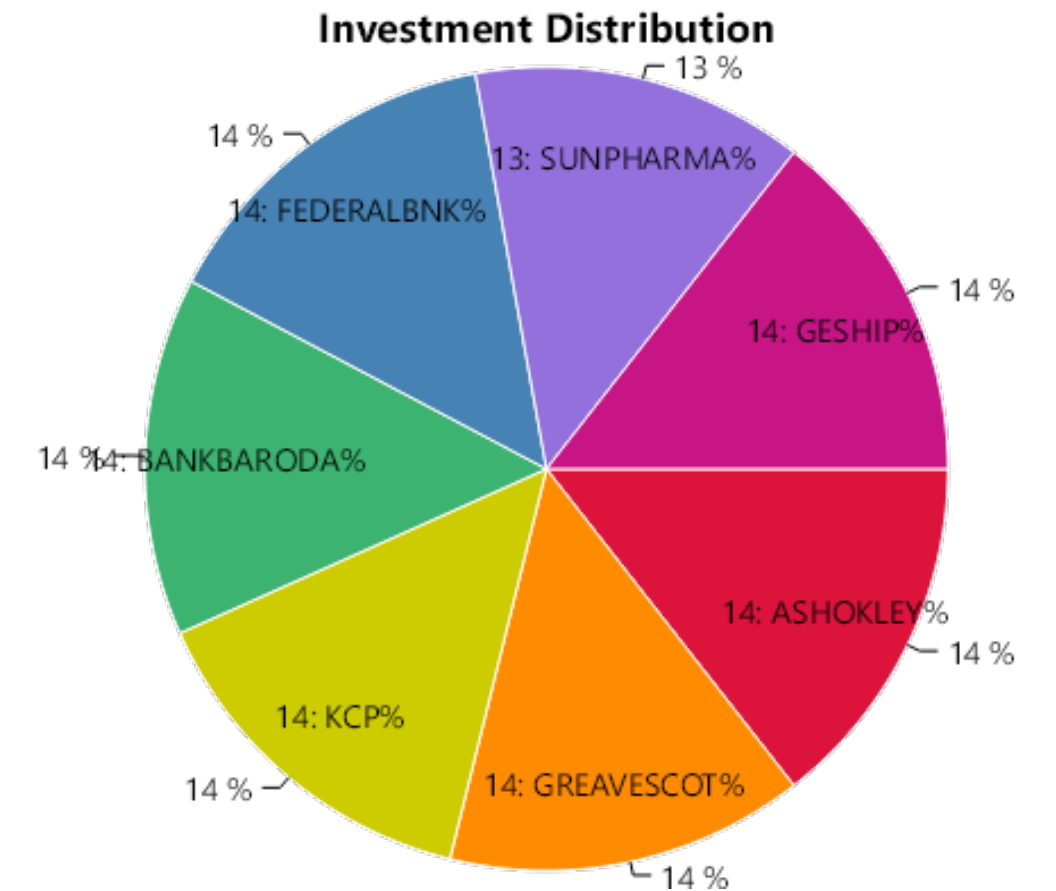
** Includes unrealized gains for open stocks, if any.

STOCK WISE PERFORMANCE SUMMARY

Sr No.	Stock Name	Status	Amount Invested*	Sale Proceeds*	Profit/(Loss)**	%Return
1	ASHOKLEY	Profit	9895.60	10302.81	407.21	4.12%
2	GREAVESCOT	Profit	9840.48	10328.91	488.43	4.96%
3	KCP	Profit	9776.84	10356.55	579.71	5.93%
4	BANKBARODA	Open	9711.66	11172.00	1460.34	15.04%
5	FEDERALBNK	Open	9888.00	12919.20	3031.20	30.66%
6	SUNPHARMA	Open	9071.15	8849.00	-222.15	-2.45%
7	GESHIP	Loss	9633.60	7655.36	-1978.24	-20.53%
Total			67817.33	71583.83	3766.50	5.55%

OVERALL PERFORMANCE SUMMARY

Amount Invested	Sale Proceeds	Profit/(Loss)	%Return
67817.33	71583.83	3766.50	5.55%



* We have considered the market value for open stocks as on the previous day prior to the report for open stocks.

** Includes unrealized gains for open stocks, if any.

Contact Details

 LKP Securities Ltd, SPIP Division

 91 22 66351336 / 91 22 66351337  spip@lkpsec.com

 Registered Office: 203, Embassy Centre, Nariman Point, Mumbai - 400021.

 Registered Office: 2nd Floor, Gala Impecca, Andheri Kurla Road, Near Hotel Courtyard Marriott, Chakala, Andheri (East), Mumbai-400059.

Compliance & Grievance Officer

 Mr. Ritesh Tiwari

 022-6635 1234

 ho_compliance@lkpsec.com

Disclaimer & Disclosure : LKP Securities Ltd. (CIN-U67120MH1994PLC080039, www.Lkpsec.com) and its affiliates are a full- fledged, brokerage and financing group. LKP Securities Ltd is a SEBI registered Research Analyst with registration number INH000001758. LKP is a corporate trading member of Bombay Stock Exchange Limited (BSE), National Stock Exchange of India Limited (NSE) and Metropolitan Stock Exchange of India Limited (MSEI). LKP along with its subsidiaries offers the most comprehensive avenues for investments and is engaged in the businesses including stock broking (Institutional and retail), merchant banking, commodity broking, depository participant rendered in connection with distribution of primary market issues and financial products like mutual funds etc.

LKP offers research services to clients. The analyst for this report certifies that all of the views expressed in this report accurately reflect his or her personal views about the subject company or companies and its or their securities, and no part of his or her compensation was, is or will be, directly or indirectly related to specific recommendations or views expressed in this report.

Further, the information in the document has been printed on the basis of publicly available information; internal data and other sources believed to be true and are for general guidance only but which may have not been verified independently. While every effort is made to ensure the accuracy and completeness of information contained, the company takes no responsibility and assumes no liability for any error/ omission or accuracy of the information. Recipients of this material should rely on their own judgments and conclusions from relevant sources before making any investment. The investments discussed or recommended in this report may not be suitable for all investors. Opinion expressed is the current opinion as of the date appearing on the material only. Value of the investments referred to in this material are subject to volatility. Past performance is not a guide for future performance. Investment in securities market are subject to market risks. Read all the related documents carefully before investing. Registration granted by SEBI and certification from NISM in no way guarantee performance of the intermediary or provide any assurance of returns to investors. These securities quoted are for illustration only and are not recommendatory.

Mr. S. Ranganathan (Advisor) - SEBI Registration No-INH2200252399,
Mr. Kunal Bothra (Research Analyst) - SEBI Registered No. INH000005263



THANK YOU