

SPIP Performance Report 2024-2025

Client Name : MR LALIT LALWANI

Client Code : RA001238

Date : 23/12/2025



Sr No.	Month	Amount Invested	Sale Proceeds*	Profit/(Loss)**	%Return
1	Apr-2024	419380.22	439062.34	19682.12	4.69%
2	May-2024	484068.78	499794.61	15725.83	3.25%
3	Jun-2024	496021.79	535519.89	39498.10	7.96%
4	Jul-2024	710011.54	683606.92	-26404.62	-3.72%
5	Aug-2024	694452.93	630155.37	-64297.56	-9.26%
6	Sep-2024	511453.09	493367.34	-18085.75	-3.54%

* We have considered the market value for open stocks as on the previous day prior to the report for open stocks.

** Includes unrealized gains for open stocks, if any.

STOCK WISE PERFORMANCE SUMMARY

Sr No.	Stock Name	Status	Amount Invested*	Sale Proceeds*	Profit/(Loss)**	%Return
1	BEL	Profit	69822.64	73292.08	3469.44	4.97%
2	CANBK	Profit	69712.12	73174.73	3462.61	4.97%
3	CENTRALBK	Profit	70529.42	73344.86	2815.44	3.99%
4	HEG	Profit	68591.52	72161.34	3569.82	5.20%
5	LTF	Profit	70869.84	73740.75	2870.91	4.05%
6	NHPC	Profit	69854.68	73348.58	3493.90	5.00%
7	ORIENTHOT	Out of range	0.00	0.00	0.00	0%
Total			419380.22	439062.34	19682.12	4.69%

OVERALL PERFORMANCE SUMMARY

Amount Invested	Sale Proceeds	Profit/(Loss)	%Return
419380.22	439062.34	19682.12	4.69%



* We have considered the market value for open stocks as on the previous day prior to the report for open stocks.

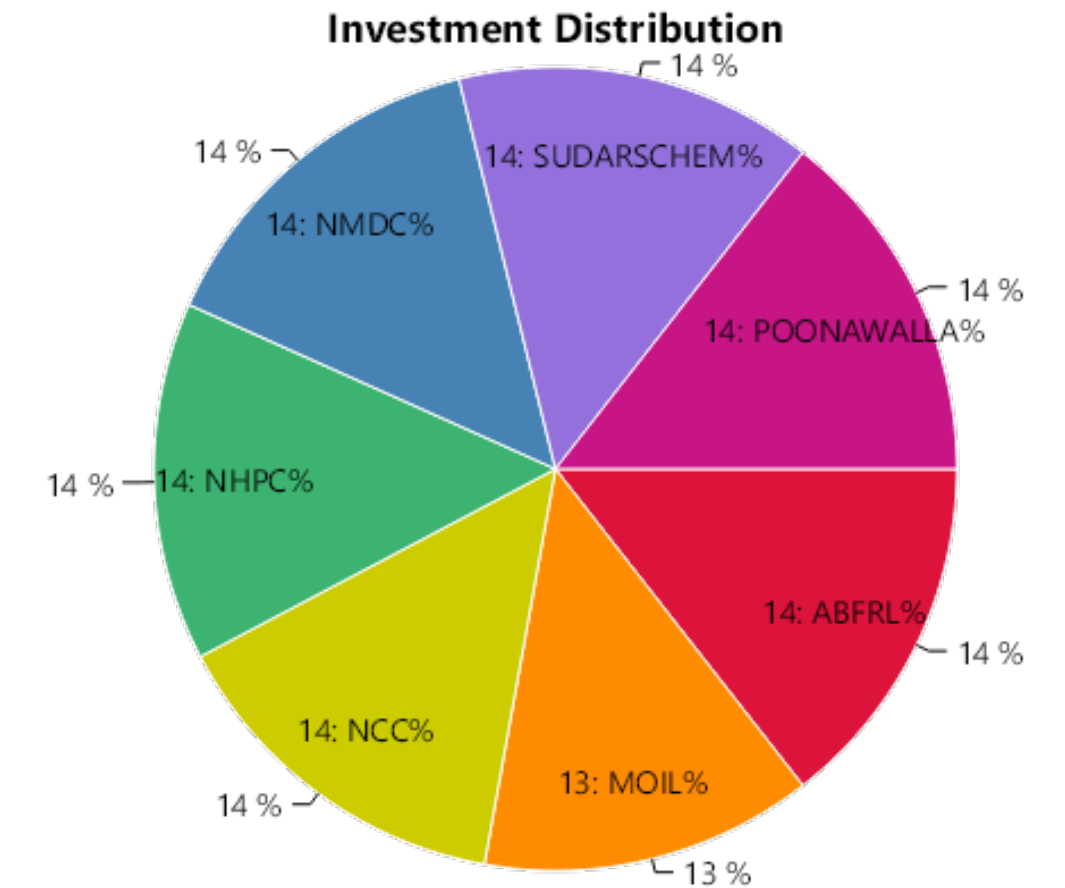
** Includes unrealized gains for open stocks, if any.

STOCK WISE PERFORMANCE SUMMARY

Sr No.	Stock Name	Status	Amount Invested*	Sale Proceeds*	Profit/(Loss)**	%Return
1	ABFRL	Profit	69354.70	73058.42	3703.72	5.34%
2	MOIL	Profit	66298.50	72795.95	6497.45	9.80%
3	NCC	Profit	70037.89	73270.90	3233.01	4.62%
4	NHPC	Profit	69996.64	73093.77	3097.13	4.42%
5	NMDC	Profit	67771.35	72763.48	4992.13	7.37%
6	SUDARSCHEM	Profit	70419.82	79345.18	8925.36	12.67%
7	POONAWALLA	Loss	70189.88	55466.91	-14722.97	-20.98%
Total			484068.78	499794.61	15725.83	3.25%

OVERALL PERFORMANCE SUMMARY

Amount Invested	Sale Proceeds	Profit/(Loss)	%Return
484068.78	499794.61	15725.83	3.25%



* We have considered the market value for open stocks as on the previous day prior to the report for open stocks.

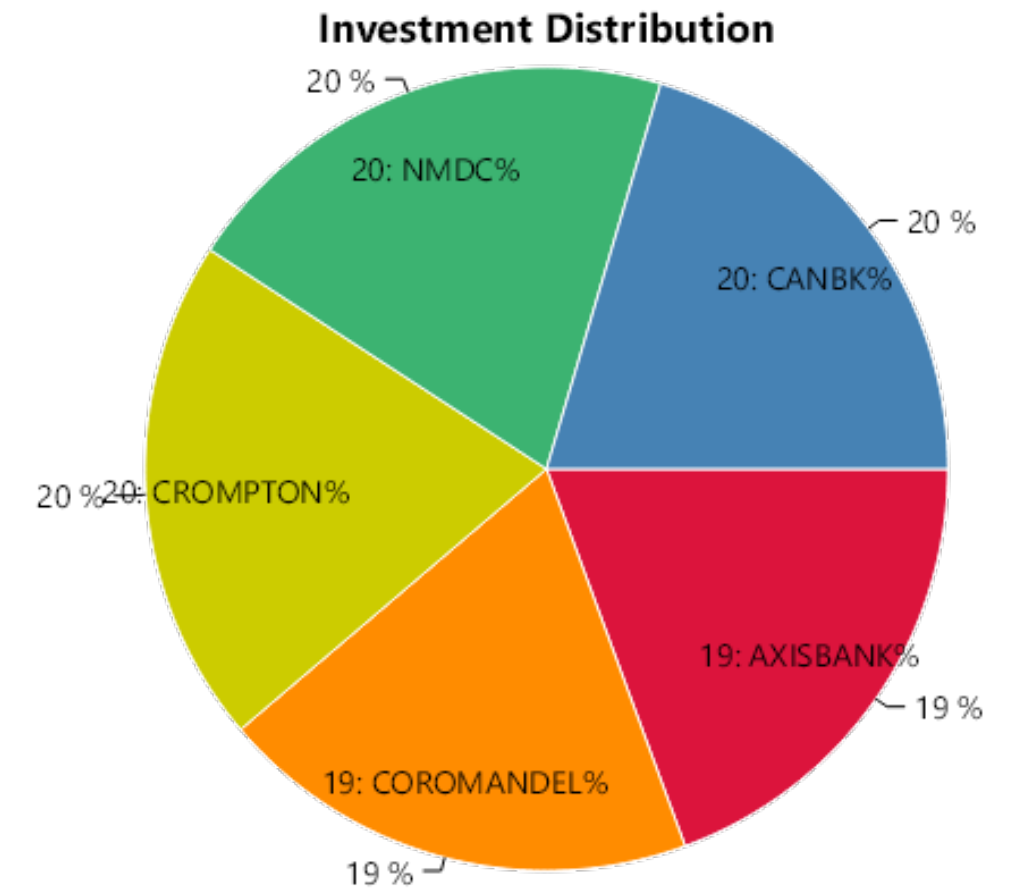
** Includes unrealized gains for open stocks, if any.

STOCK WISE PERFORMANCE SUMMARY

Sr No.	Stock Name	Status	Amount Invested*	Sale Proceeds*	Profit/(Loss)**	%Return
1	AXISBANK	Profit	98467.45	102617.67	4150.22	4.21%
2	COROMANDEL	Profit	99047.42	102672.83	3625.41	3.66%
3	CROMPTON	Profit	99682.01	103159.05	3477.04	3.49%
4	NMDC	Profit	99579.78	103072.84	3493.06	3.51%
5	CANBK	Open	99245.13	123997.50	24752.37	24.94%
6	CMSINFO	Out of range	0.00	0.00	0.00	0%
Total			496021.79	535519.89	39498.10	7.96%

OVERALL PERFORMANCE SUMMARY

Amount Invested	Sale Proceeds	Profit/(Loss)	%Return
496021.79	535519.89	39498.10	7.96%



* We have considered the market value for open stocks as on the previous day prior to the report for open stocks.

** Includes unrealized gains for open stocks, if any.

STOCK WISE PERFORMANCE SUMMARY

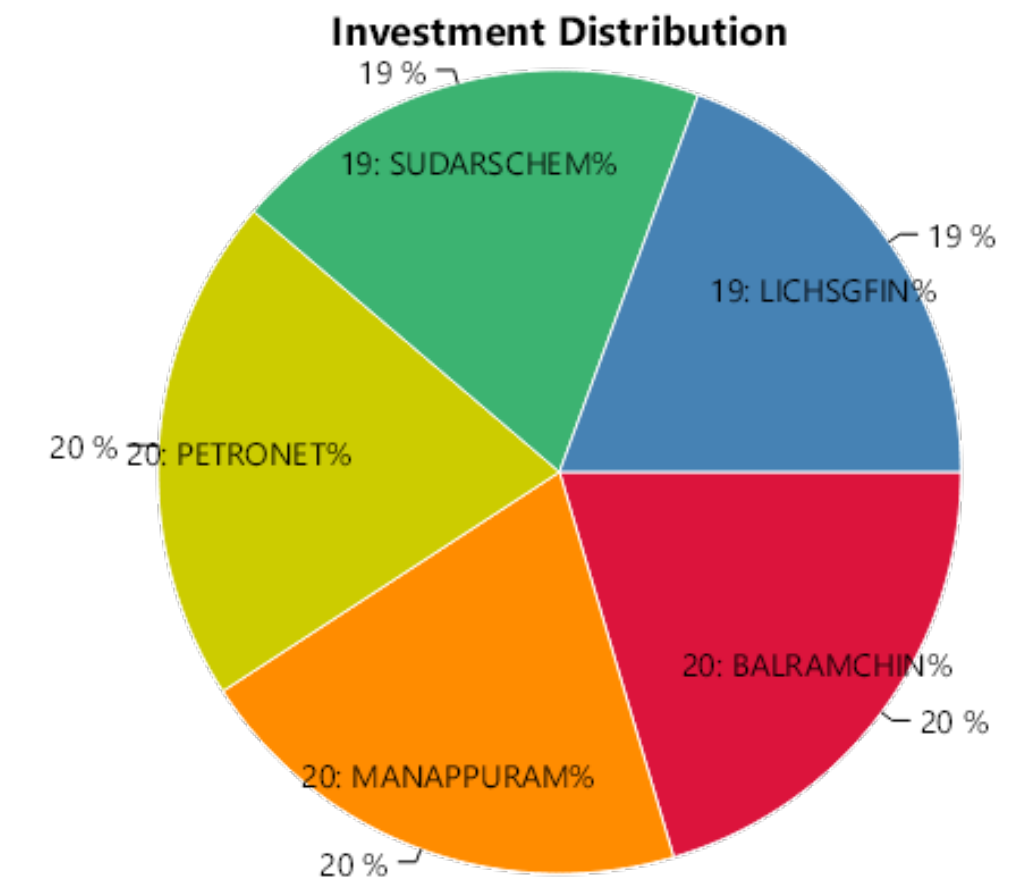
Sr No.	Stock Name	Status	Amount Invested*	Sale Proceeds*	Profit/(Loss)**	%Return
1	BALRAMCHIN	Profit	142372.86	147047.06	4674.20	3.28%
2	MANAPPURAM	Profit	142325.42	147422.01	5096.59	3.58%
3	PETRONET	Profit	142188.95	147641.39	5452.44	3.83%
4	SUDARSCHEM	Profit	141154.34	147530.06	6375.72	4.52%
5	LICHSGFIN	Open	141969.97	93966.40	-48003.57	-33.81%
6	CMSINFO	Out of range	0.00	0.00	0.00	0%
Total			710011.54	683606.92	-26404.62	-3.72%

OVERALL PERFORMANCE SUMMARY

Amount Invested	Sale Proceeds	Profit/(Loss)	%Return
710011.54	683606.92	-26404.62	-3.72%

* We have considered the market value for open stocks as on the previous day prior to the report for open stocks.

** Includes unrealized gains for open stocks, if any.

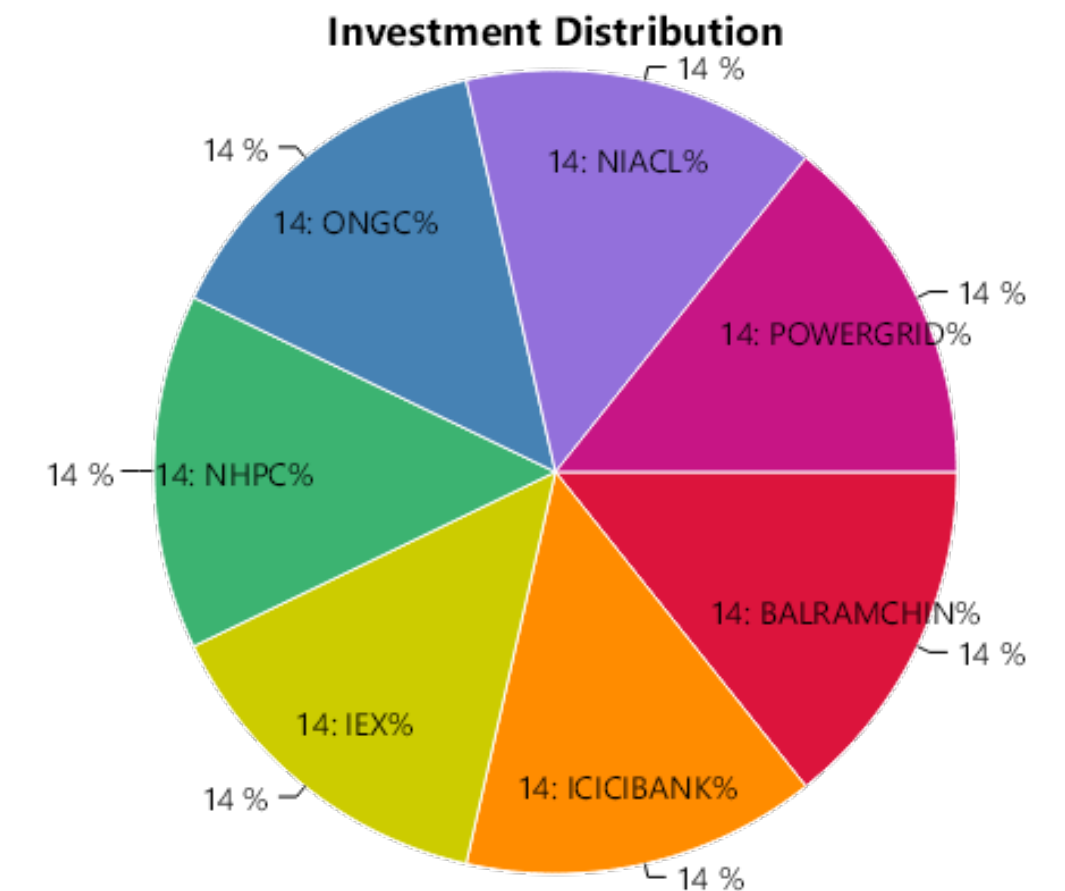


STOCK WISE PERFORMANCE SUMMARY

Sr No.	Stock Name	Status	Amount Invested*	Sale Proceeds*	Profit/(Loss)**	%Return
1	BALRAMCHIN	Profit	98997.53	106436.13	7438.60	7.51%
2	ICICIBANK	Profit	99345.91	106298.64	6952.73	7.00%
3	IEX	Profit	99326.69	107482.59	8155.90	8.21%
4	NHPC	Open	99255.47	77203.98	-22051.49	-22.22%
5	ONGC	Open	99250.74	72829.98	-26420.76	-26.62%
6	NIACL	Loss	99158.11	79381.92	-19776.19	-19.94%
7	POWERGRID	Loss	99118.48	80522.13	-18596.35	-18.76%
Total			694452.93	630155.37	-64297.56	-9.26%

OVERALL PERFORMANCE SUMMARY

Amount Invested	Sale Proceeds	Profit/(Loss)	%Return
694452.93	630155.37	-64297.56	-9.26%



* We have considered the market value for open stocks as on the previous day prior to the report for open stocks.

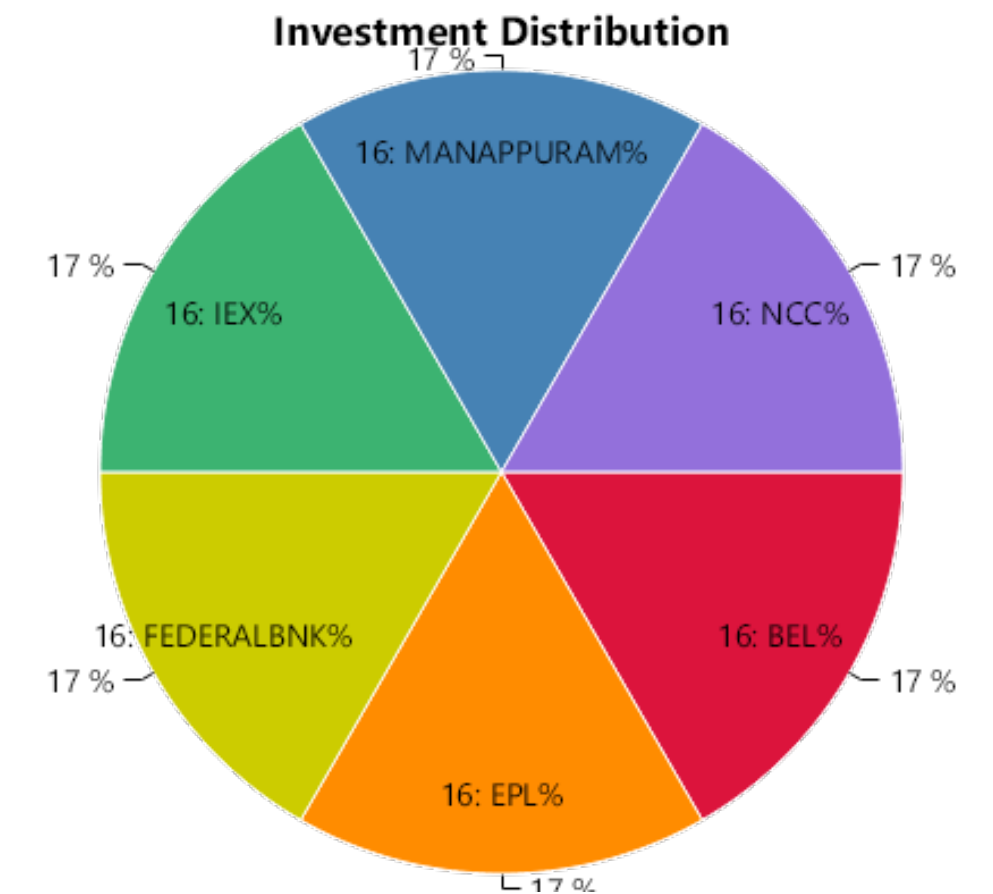
** Includes unrealized gains for open stocks, if any.

STOCK WISE PERFORMANCE SUMMARY

Sr No.	Stock Name	Status	Amount Invested*	Sale Proceeds*	Profit/(Loss)**	%Return
1	BEL	Profit	84669.10	89435.55	4766.45	5.63%
2	EPL	Profit	85850.00	89851.80	4001.80	4.66%
3	FEDERALBNK	Profit	84790.06	89328.16	4538.10	5.35%
4	IEX	Profit	85810.13	89766.78	3956.65	4.61%
5	UTIAMC	Out of range	0.00	0.00	0.00	0%
6	MANAPPURAM	Loss	84566.55	67771.55	-16795.00	-19.86%
7	NCC	Loss	85767.25	67213.50	-18553.75	-21.63%
Total			511453.09	493367.34	-18085.75	-3.54%

OVERALL PERFORMANCE SUMMARY

Amount Invested	Sale Proceeds	Profit/(Loss)	%Return
511453.09	493367.34	-18085.75	-3.54%



* We have considered the market value for open stocks as on the previous day prior to the report for open stocks.

** Includes unrealized gains for open stocks, if any.

Contact Details

 LKP Securities Ltd, SPIP Division

 91 22 66351336 / 91 22 66351337  spip@lkpsec.com

 Registered Office: 203, Embassy Centre, Nariman Point, Mumbai - 400021.

 Registered Office: 2nd Floor, Gala Impecca, Andheri Kurla Road, Near Hotel Courtyard Marriott, Chakala, Andheri (East), Mumbai-400059.

Compliance & Grievance Officer

 Mr. Ritesh Tiwari

 022-6635 1234

 ho_compliance@lkpsec.com

Disclaimer & Disclosure : LKP Securities Ltd. (CIN-U67120MH1994PLC080039, www.Lkpsec.com) and its affiliates are a full- fledged, brokerage and financing group. LKP Securities Ltd is a SEBI registered Research Analyst with registration number INH000001758. LKP is a corporate trading member of Bombay Stock Exchange Limited (BSE), National Stock Exchange of India Limited (NSE) and Metropolitan Stock Exchange of India Limited (MSEI). LKP along with its subsidiaries offers the most comprehensive avenues for investments and is engaged in the businesses including stock broking (Institutional and retail), merchant banking, commodity broking, depository participant rendered in connection with distribution of primary market issues and financial products like mutual funds etc.

LKP offers research services to clients. The analyst for this report certifies that all of the views expressed in this report accurately reflect his or her personal views about the subject company or companies and its or their securities, and no part of his or her compensation was, is or will be, directly or indirectly related to specific recommendations or views expressed in this report.

Further, the information in the document has been printed on the basis of publicly available information; internal data and other sources believed to be true and are for general guidance only but which may have not been verified independently. While every effort is made to ensure the accuracy and completeness of information contained, the company takes no responsibility and assumes no liability for any error/ omission or accuracy of the information. Recipients of this material should rely on their own judgments and conclusions from relevant sources before making any investment. The investments discussed or recommended in this report may not be suitable for all investors. Opinion expressed is the current opinion as of the date appearing on the material only. Value of the investments referred to in this material are subject to volatility. Past performance is not a guide for future performance. Investment in securities market are subject to market risks. Read all the related documents carefully before investing. Registration granted by SEBI and certification from NISM in no way guarantee performance of the intermediary or provide any assurance of returns to investors. These securities quoted are for illustration only and are not recommendatory.

Mr. S. Ranganathan (Advisor) - SEBI Registration No-INH2200252399,
Mr. Kunal Bothra (Research Analyst) - SEBI Registered No. INH000005263



THANK YOU