

SPIP Performance Report 2024-2025

Client Name : NEELAM PRAKASH MAHAJAN

Client Code : RA001255

Date : 23/12/2025



Sr No.	Month	Amount Invested	Sale Proceeds*	Profit/(Loss)**	%Return
1	May-2024	296616.29	299408.35	2792.06	0.94%
2	Jun-2024	211496.38	229066.43	17570.05	8.31%
3	Aug-2024	226025.12	209186.63	-16838.49	-7.45%
4	Oct-2024	177752.32	171725.91	-6026.41	-3.39%
5	Nov-2024	193935.11	185984.20	-7950.91	-4.10%
6	Dec-2024	127787.51	128769.21	981.70	0.77%

* We have considered the market value for open stocks as on the previous day prior to the report for open stocks.

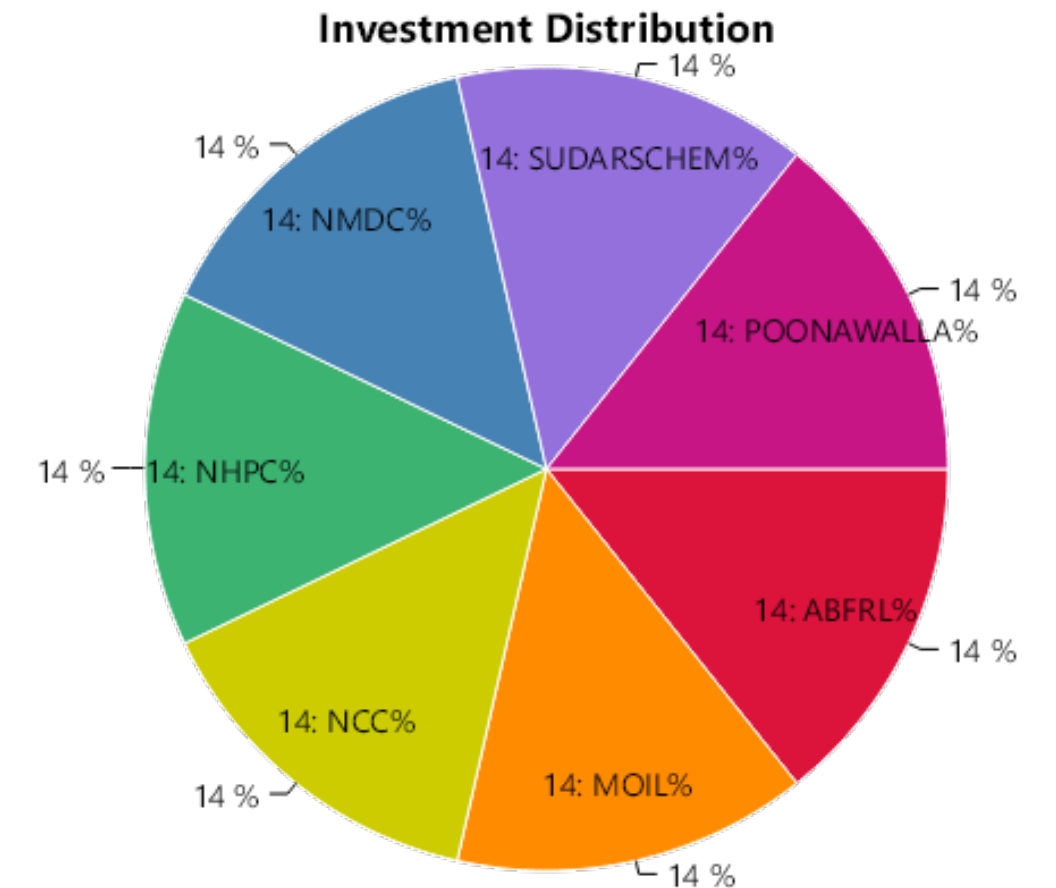
** Includes unrealized gains for open stocks, if any.

STOCK WISE PERFORMANCE SUMMARY

Sr No.	Stock Name	Status	Amount Invested*	Sale Proceeds*	Profit/(Loss)**	%Return
1	ABFRL	Profit	42536.20	43806.28	1270.08	2.99%
2	MOIL	Profit	42165.99	43474.97	1308.98	3.10%
3	NCC	Profit	42520.54	43937.68	1417.14	3.33%
4	NHPC	Profit	42639.78	43975.42	1335.64	3.13%
5	NMDC	Profit	42220.67	43793.14	1572.47	3.72%
6	SUDARSCHEM	Profit	42082.63	47353.19	5270.56	12.52%
7	POONAWALLA	Loss	42450.48	33067.67	-9382.81	-22.10%
Total			296616.29	299408.35	2792.06	0.94%

OVERALL PERFORMANCE SUMMARY

Amount Invested	Sale Proceeds	Profit/(Loss)	%Return
296616.29	299408.35	2792.06	0.94%



* We have considered the market value for open stocks as on the previous day prior to the report for open stocks.

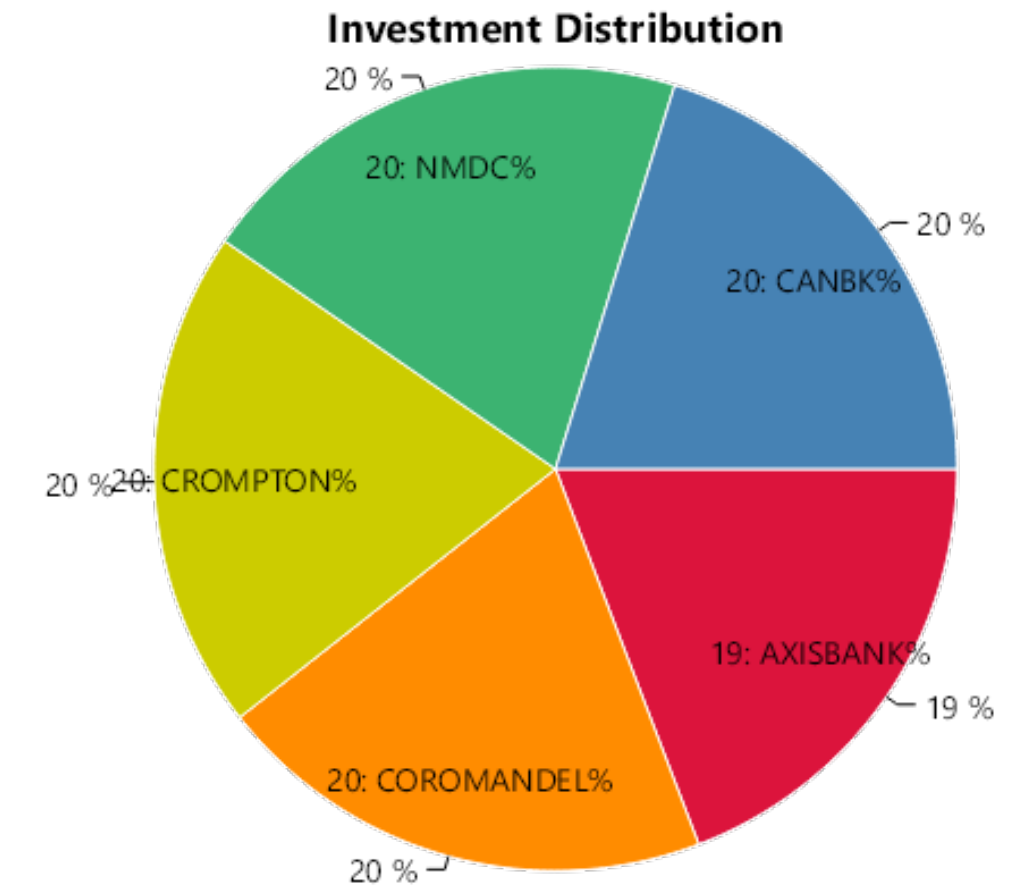
** Includes unrealized gains for open stocks, if any.

STOCK WISE PERFORMANCE SUMMARY

Sr No.	Stock Name	Status	Amount Invested*	Sale Proceeds*	Profit/(Loss)**	%Return
1	AXISBANK	Profit	41448.92	43349.19	1900.27	4.58%
2	COROMANDEL	Profit	42374.44	44081.20	1706.76	4.03%
3	CROMPTON	Profit	42644.87	44289.85	1644.98	3.86%
4	NMDC	Profit	42637.49	44290.29	1652.80	3.88%
5	CANBK	Open	42390.66	53055.90	10665.24	25.16%
6	CMSINFO	Out of range	0.00	0.00	0.00	0%
Total			211496.38	229066.43	17570.05	8.31%

OVERALL PERFORMANCE SUMMARY

Amount Invested	Sale Proceeds	Profit/(Loss)	%Return
211496.38	229066.43	17570.05	8.31%



* We have considered the market value for open stocks as on the previous day prior to the report for open stocks.

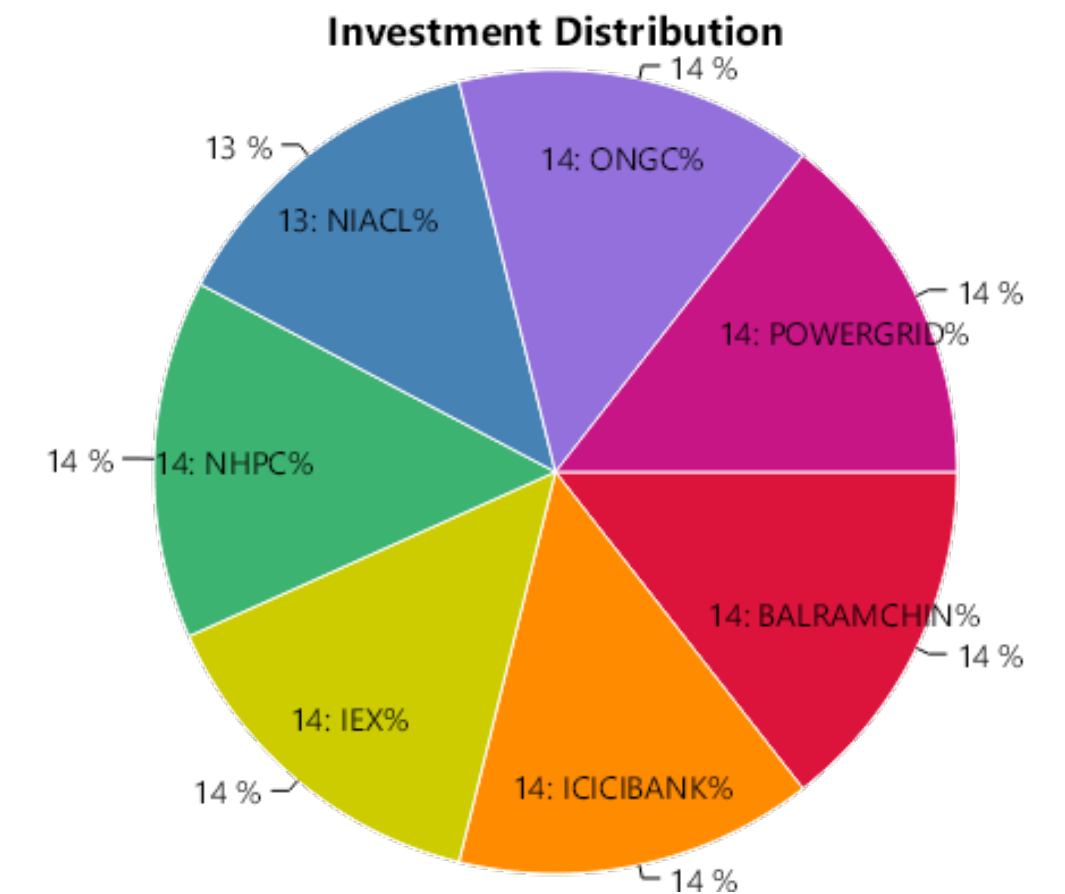
** Includes unrealized gains for open stocks, if any.

STOCK WISE PERFORMANCE SUMMARY

Sr No.	Stock Name	Status	Amount Invested*	Sale Proceeds*	Profit/(Loss)**	%Return
1	BALRAMCHIN	Profit	32266.99	34567.98	2300.99	7.13%
2	ICICIBANK	Profit	31990.16	34116.12	2125.96	6.65%
3	IEX	Profit	33283.50	35009.14	1725.64	5.18%
4	NHPC	Loss	32280.19	26592.44	-5687.75	-17.62%
5	NIACL	Loss	31357.90	25896.56	-5461.34	-17.42%
6	ONGC	Loss	32567.54	26873.94	-5693.60	-17.48%
7	POWERGRID	Loss	32278.84	26130.45	-6148.39	-19.05%
Total			226025.12	209186.63	-16838.49	-7.45%

OVERALL PERFORMANCE SUMMARY

Amount Invested	Sale Proceeds	Profit/(Loss)	%Return
226025.12	209186.63	-16838.49	-7.45%



* We have considered the market value for open stocks as on the previous day prior to the report for open stocks.

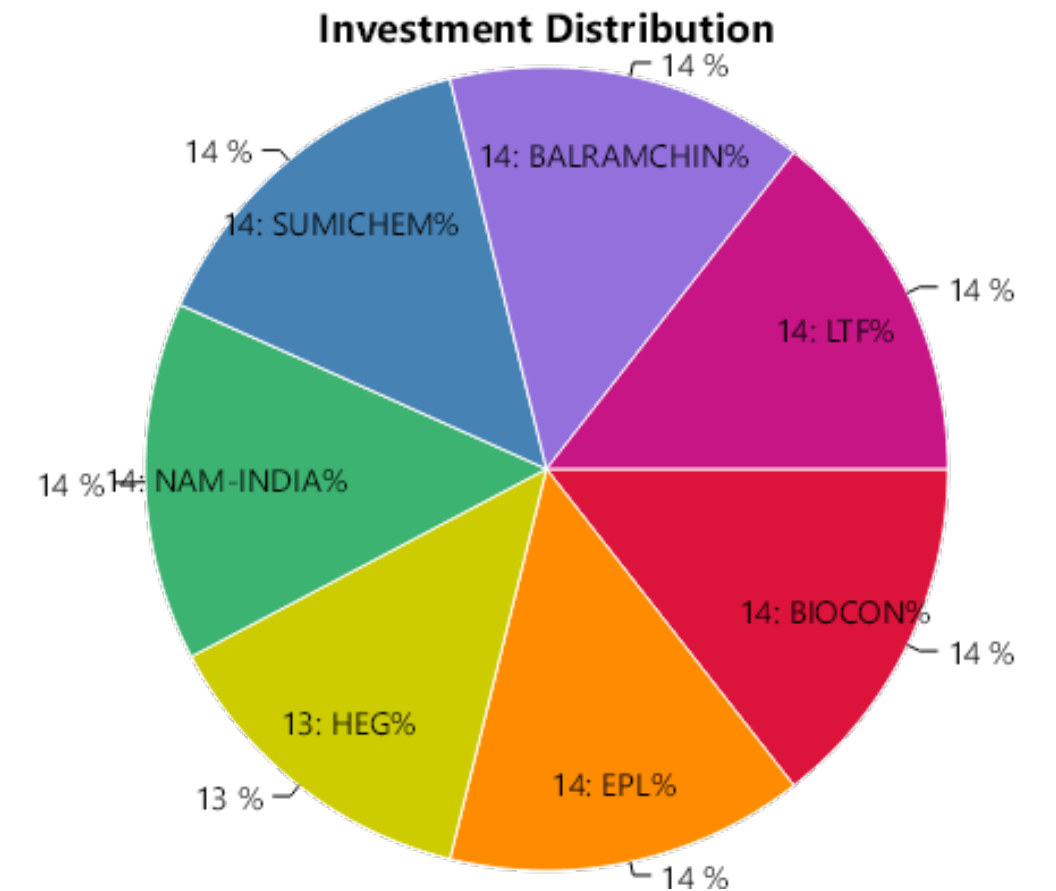
** Includes unrealized gains for open stocks, if any.

STOCK WISE PERFORMANCE SUMMARY

Sr No.	Stock Name	Status	Amount Invested*	Sale Proceeds*	Profit/(Loss)**	%Return
1	BIOCON	Profit	25606.61	26574.59	967.98	3.78%
2	EPL	Profit	25777.94	26598.12	820.18	3.18%
3	HEG	Profit	24284.70	25251.30	966.60	3.98%
4	NAM-INDIA	Profit	25434.54	26363.79	929.25	3.65%
5	SUMICHEM	Profit	25619.24	26528.35	909.11	3.55%
6	BALRAMCHIN	Loss	25533.89	20130.84	-5403.05	-21.16%
7	LTF	Loss	25495.40	20278.92	-5216.48	-20.46%
Total			177752.32	171725.91	-6026.41	-3.39%

OVERALL PERFORMANCE SUMMARY

Amount Invested	Sale Proceeds	Profit/(Loss)	%Return
177752.32	171725.91	-6026.41	-3.39%



* We have considered the market value for open stocks as on the previous day prior to the report for open stocks.

** Includes unrealized gains for open stocks, if any.

STOCK WISE PERFORMANCE SUMMARY

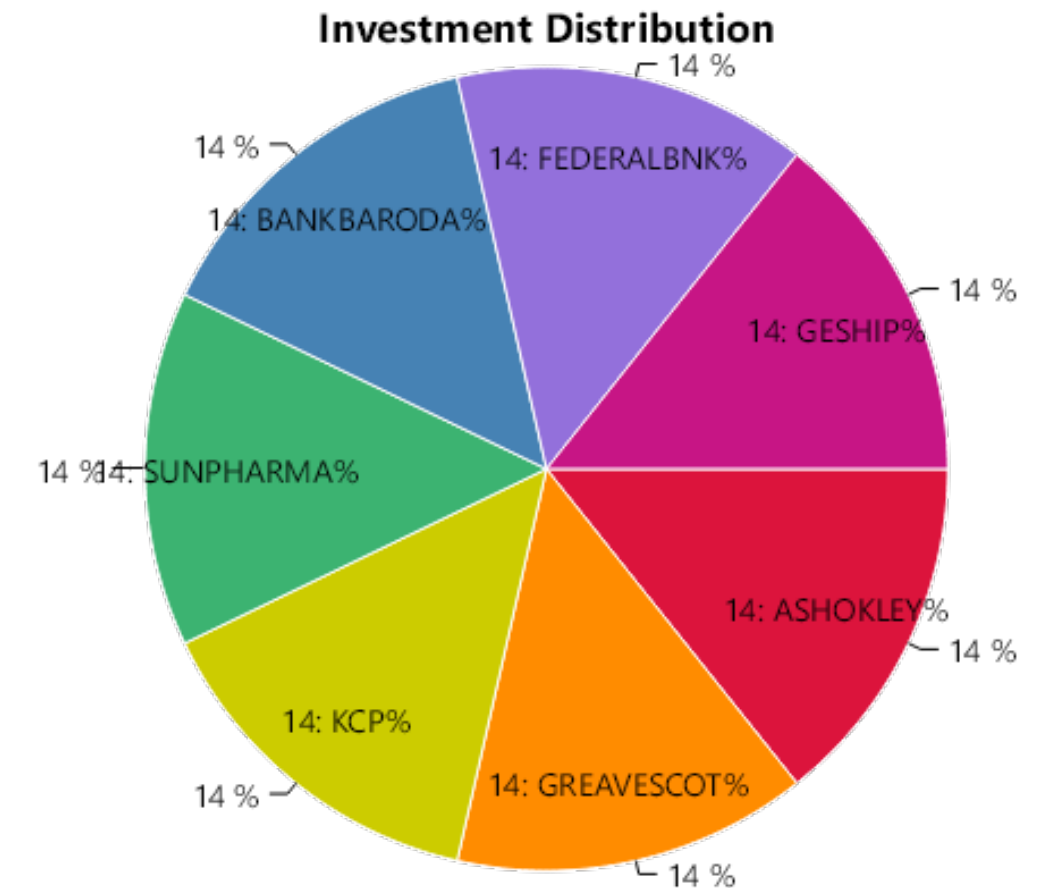
Sr No.	Stock Name	Status	Amount Invested*	Sale Proceeds*	Profit/(Loss)**	%Return
1	ASHOKLEY	Profit	27872.72	29051.92	1179.20	4.23%
2	GREAVESCOT	Profit	27825.39	29219.08	1393.69	5.01%
3	KCP	Profit	27703.89	29358.73	1654.84	5.97%
4	SUNPHARMA	Profit	27199.80	27428.70	228.90	0.84%
5	BANKBARODA	Loss	27837.51	22375.52	-5461.99	-19.62%
6	FEDERALBNK	Loss	27799.20	26434.35	-1364.85	-4.91%
7	GESHIP	Loss	27696.60	22115.90	-5580.70	-20.15%
Total			193935.11	185984.20	-7950.91	-4.10%

OVERALL PERFORMANCE SUMMARY

Amount Invested	Sale Proceeds	Profit/(Loss)	%Return
193935.11	185984.20	-7950.91	-4.10%

* We have considered the market value for open stocks as on the previous day prior to the report for open stocks.

** Includes unrealized gains for open stocks, if any.

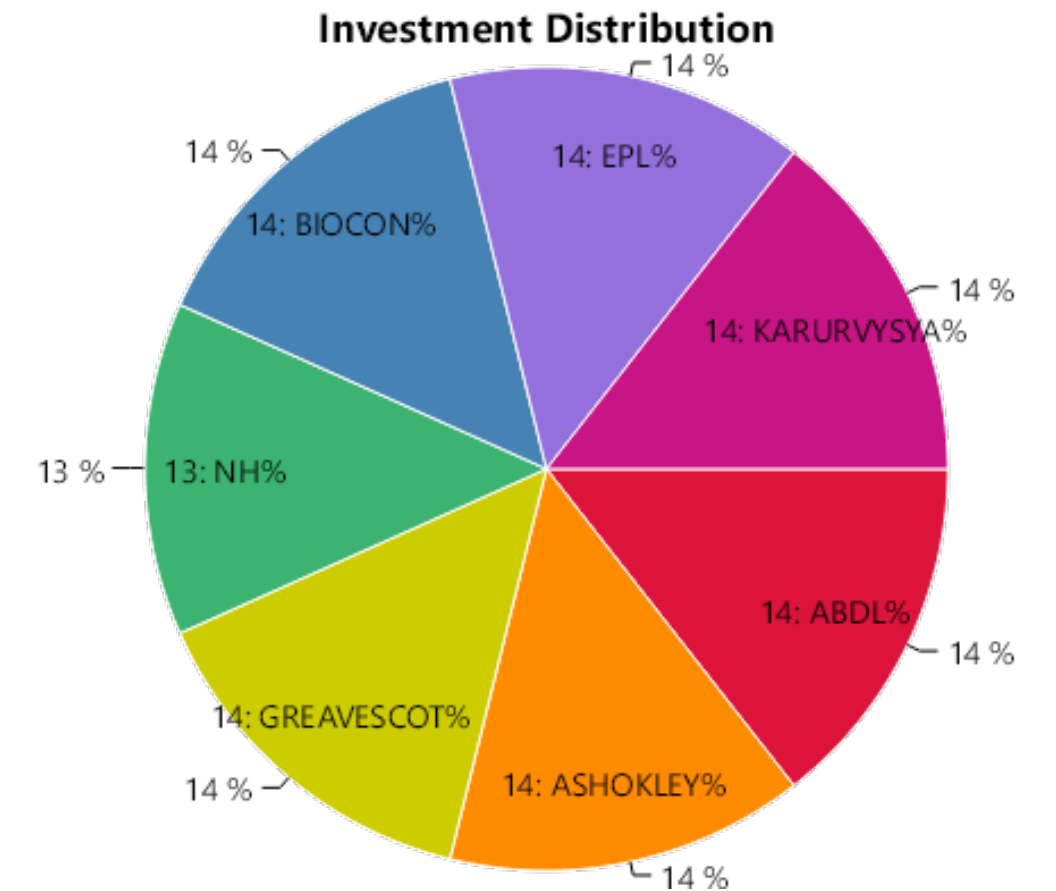


STOCK WISE PERFORMANCE SUMMARY

Sr No.	Stock Name	Status	Amount Invested*	Sale Proceeds*	Profit/(Loss)**	%Return
1	ABDL	Profit	18242.70	19175.17	932.47	5.11%
2	ASHOKLEY	Profit	18325.99	18314.47	-11.52	-0.06%
3	GREAVESCOT	Profit	18312.81	22743.94	4431.13	24.20%
4	NH	Open	17533.10	24655.80	7122.70	40.62%
5	BIOCON	Loss	18444.09	14878.85	-3565.24	-19.33%
6	EPL	Loss	18489.32	14516.98	-3972.34	-21.48%
7	KARURVYSYA	Loss	18439.50	14484.00	-3955.50	-21.45%
Total			127787.51	128769.21	981.70	0.77%

OVERALL PERFORMANCE SUMMARY

Amount Invested	Sale Proceeds	Profit/(Loss)	%Return
127787.51	128769.21	981.70	0.77%



* We have considered the market value for open stocks as on the previous day prior to the report for open stocks.

** Includes unrealized gains for open stocks, if any.

Contact Details

 LKP Securities Ltd, SPIP Division

 91 22 66351336 / 91 22 66351337  spip@lkpsec.com

 Registered Office: 203, Embassy Centre, Nariman Point, Mumbai - 400021.

 Registered Office: 2nd Floor, Gala Impecca, Andheri Kurla Road, Near Hotel Courtyard Marriott, Chakala, Andheri (East), Mumbai-400059.

Compliance & Grievance Officer

 Mr. Ritesh Tiwari

 022-6635 1234

 ho_compliance@lkpsec.com

Disclaimer & Disclosure : LKP Securities Ltd. (CIN-U67120MH1994PLC080039, www.Lkpsec.com) and its affiliates are a full- fledged, brokerage and financing group. LKP Securities Ltd is a SEBI registered Research Analyst with registration number INH000001758. LKP is a corporate trading member of Bombay Stock Exchange Limited (BSE), National Stock Exchange of India Limited (NSE) and Metropolitan Stock Exchange of India Limited (MSEI). LKP along with its subsidiaries offers the most comprehensive avenues for investments and is engaged in the businesses including stock broking (Institutional and retail), merchant banking, commodity broking, depository participant rendered in connection with distribution of primary market issues and financial products like mutual funds etc.

LKP offers research services to clients. The analyst for this report certifies that all of the views expressed in this report accurately reflect his or her personal views about the subject company or companies and its or their securities, and no part of his or her compensation was, is or will be, directly or indirectly related to specific recommendations or views expressed in this report.

Further, the information in the document has been printed on the basis of publicly available information; internal data and other sources believed to be true and are for general guidance only but which may have not been verified independently. While every effort is made to ensure the accuracy and completeness of information contained, the company takes no responsibility and assumes no liability for any error/ omission or accuracy of the information. Recipients of this material should rely on their own judgments and conclusions from relevant sources before making any investment. The investments discussed or recommended in this report may not be suitable for all investors. Opinion expressed is the current opinion as of the date appearing on the material only. Value of the investments referred to in this material are subject to volatility. Past performance is not a guide for future performance. Investment in securities market are subject to market risks. Read all the related documents carefully before investing. Registration granted by SEBI and certification from NISM in no way guarantee performance of the intermediary or provide any assurance of returns to investors. These securities quoted are for illustration only and are not recommendatory.

Mr. S. Ranganathan (Advisor) - SEBI Registration No-INH2200252399,
Mr. Kunal Bothra (Research Analyst) - SEBI Registered No. INH000005263



THANK YOU