

# SPIP Performance Report 2024-2025

Client Name : SANJAY SURYAKANT SHAH

Client Code : RA001267

Date : 23/12/2025



Sr No.	Month	Amount Invested	Sale Proceeds*	Profit/(Loss)**	%Return
1	Apr-2024	50763.79	53148.59	2384.80	4.70%
2	May-2024	179746.87	180907.80	1160.93	0.65%
3	Jul-2024	148152.55	146439.56	-1712.99	-1.16%
4	Aug-2024	186282.31	172544.95	-13737.36	-7.37%
5	Sep-2024	110580.32	106868.57	-3711.75	-3.36%
6	Oct-2024	77417.18	84517.81	7100.63	9.17%
7	Nov-2024	126873.76	127674.20	800.44	0.63%
8	Dec-2024	95552.27	91929.06	-3623.21	-3.79%

\* We have considered the market value for open stocks as on the previous day prior to the report for open stocks.

\*\* Includes unrealized gains for open stocks, if any.

## STOCK WISE PERFORMANCE SUMMARY

Sr No.	Stock Name	Status	Amount Invested*	Sale Proceeds*	Profit/(Loss)**	%Return
1	BEL	Profit	8424.36	8841.60	417.24	4.95%
2	CANBK	Profit	8352.15	8756.38	404.23	4.84%
3	CENTRALBK	Profit	8562.31	8902.43	340.12	3.97%
4	HEG	Profit	8313.88	8746.68	432.80	5.21%
5	LTF	Profit	8610.51	8975.49	364.98	4.24%
6	NHPC	Profit	8500.58	8926.01	425.43	5.00%
7	ORIENTHOT	Out of range	0.00	0.00	0.00	0%
<b>Total</b>			<b>50763.79</b>	<b>53148.59</b>	<b>2384.80</b>	<b>4.70%</b>

## OVERALL PERFORMANCE SUMMARY

Amount Invested	Sale Proceeds	Profit/(Loss)	%Return
50763.79	53148.59	2384.80	4.70%



\* We have considered the market value for open stocks as on the previous day prior to the report for open stocks.

\*\* Includes unrealized gains for open stocks, if any.

## STOCK WISE PERFORMANCE SUMMARY

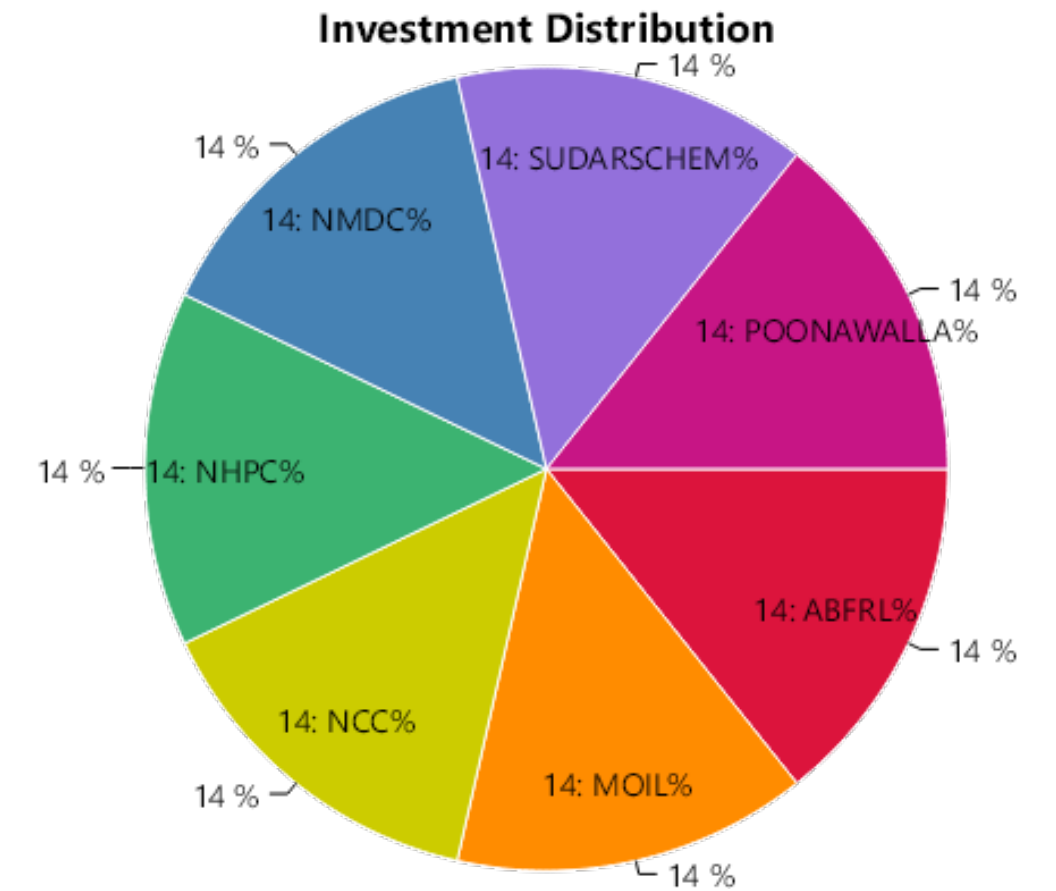
Sr No.	Stock Name	Status	Amount Invested*	Sale Proceeds*	Profit/(Loss)**	%Return
1	ABFRL	Profit	25723.27	26397.02	673.75	2.62%
2	MOIL	Profit	25378.85	26132.07	753.22	2.97%
3	NCC	Profit	25807.82	26573.43	765.61	2.97%
4	NHPC	Profit	25873.56	26588.95	715.39	2.76%
5	NMDC	Profit	25654.79	26510.73	855.94	3.34%
6	SUDARSCHEM	Profit	25595.38	28699.59	3104.21	12.13%
7	POONAWALLA	Loss	25713.20	20006.01	-5707.19	-22.20%
<b>Total</b>			<b>179746.87</b>	<b>180907.80</b>	<b>1160.93</b>	<b>0.65%</b>

## OVERALL PERFORMANCE SUMMARY

Amount Invested	Sale Proceeds	Profit/(Loss)	%Return
179746.87	180907.80	1160.93	0.65%

\* We have considered the market value for open stocks as on the previous day prior to the report for open stocks.

\*\* Includes unrealized gains for open stocks, if any.



## STOCK WISE PERFORMANCE SUMMARY

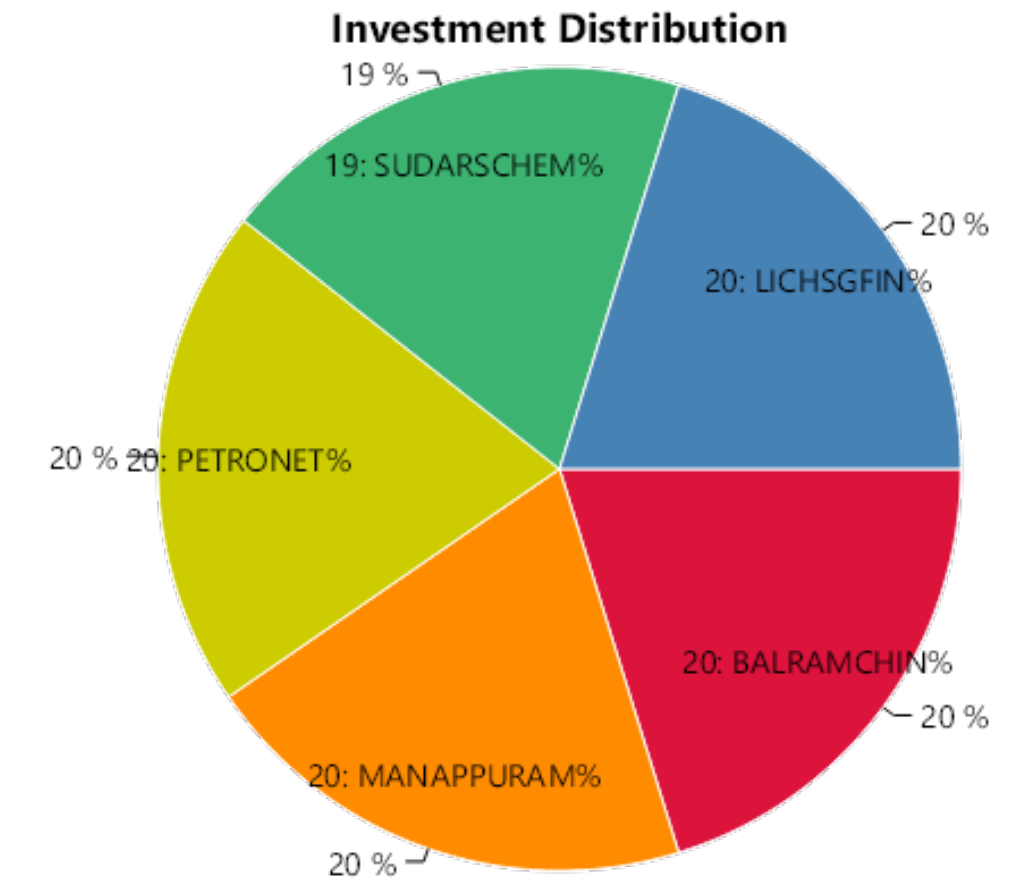
Sr No.	Stock Name	Status	Amount Invested*	Sale Proceeds*	Profit/(Loss)**	%Return
1	BALRAMCHIN	Profit	29718.83	30730.63	1011.80	3.40%
2	MANAPPURAM	Profit	29748.45	30849.74	1101.29	3.70%
3	PETRONET	Profit	29775.68	30951.81	1176.13	3.95%
4	SUDARSCHEM	Profit	29134.15	30465.21	1331.06	4.57%
5	CMSINFO	Out of range	0.00	0.00	0.00	0%
6	LICHSGFIN	Loss	29775.44	23442.17	-6333.27	-21.27%
<b>Total</b>			<b>148152.55</b>	<b>146439.56</b>	<b>-1712.99</b>	<b>-1.16%</b>

## OVERALL PERFORMANCE SUMMARY

Amount Invested	Sale Proceeds	Profit/(Loss)	%Return
148152.55	146439.56	-1712.99	-1.16%

\* We have considered the market value for open stocks as on the previous day prior to the report for open stocks.

\*\* Includes unrealized gains for open stocks, if any.

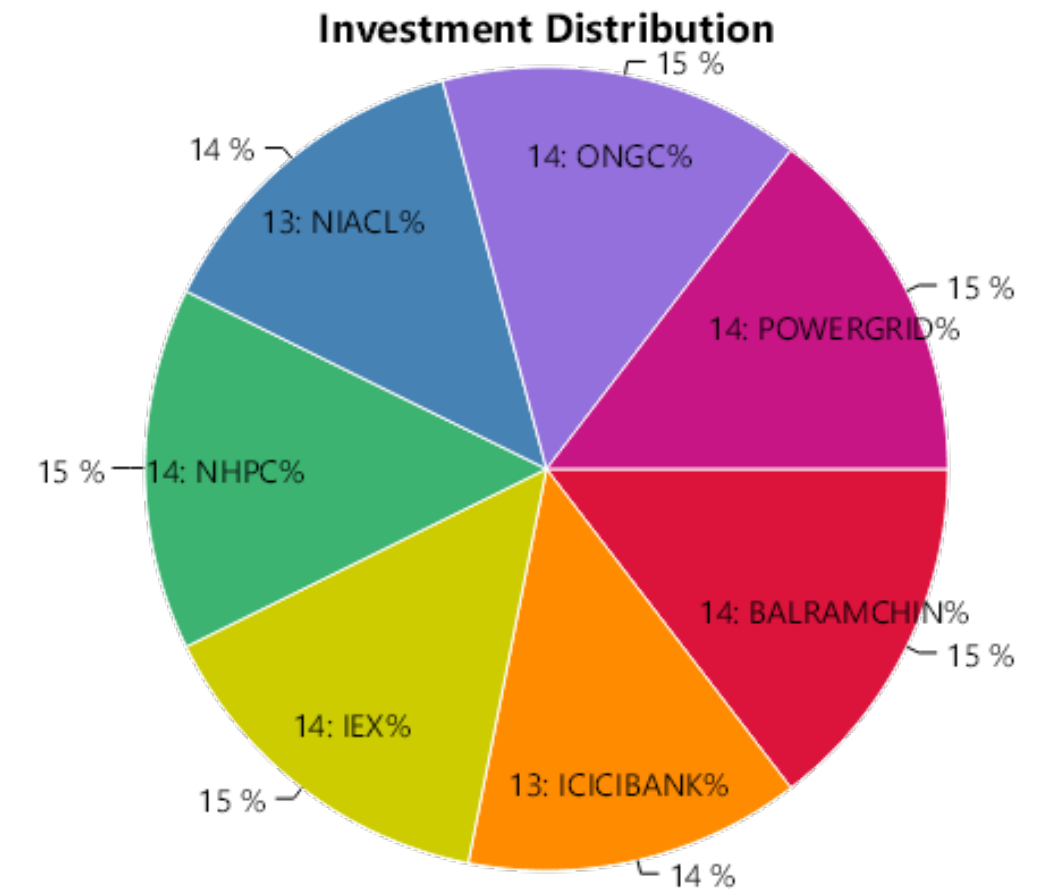


## STOCK WISE PERFORMANCE SUMMARY

Sr No.	Stock Name	Status	Amount Invested*	Sale Proceeds*	Profit/(Loss)**	%Return
1	BALRAMCHIN	Profit	26556.95	28484.74	1927.79	7.26%
2	ICICIBANK	Profit	26050.89	27812.40	1761.51	6.76%
3	IEX	Profit	27588.96	29053.66	1464.70	5.31%
4	NHPC	Loss	26697.93	22037.52	-4660.41	-17.46%
5	NIACL	Loss	25958.30	21482.52	-4475.78	-17.24%
6	ONGC	Loss	26783.32	22076.04	-4707.28	-17.58%
7	POWERGRID	Loss	26645.96	21598.07	-5047.89	-18.94%
	<b>Total</b>		<b>186282.31</b>	<b>172544.95</b>	<b>-13737.36</b>	<b>-7.37%</b>

## OVERALL PERFORMANCE SUMMARY

Amount Invested	Sale Proceeds	Profit/(Loss)	%Return
186282.31	172544.95	-13737.36	-7.37%



\* We have considered the market value for open stocks as on the previous day prior to the report for open stocks.

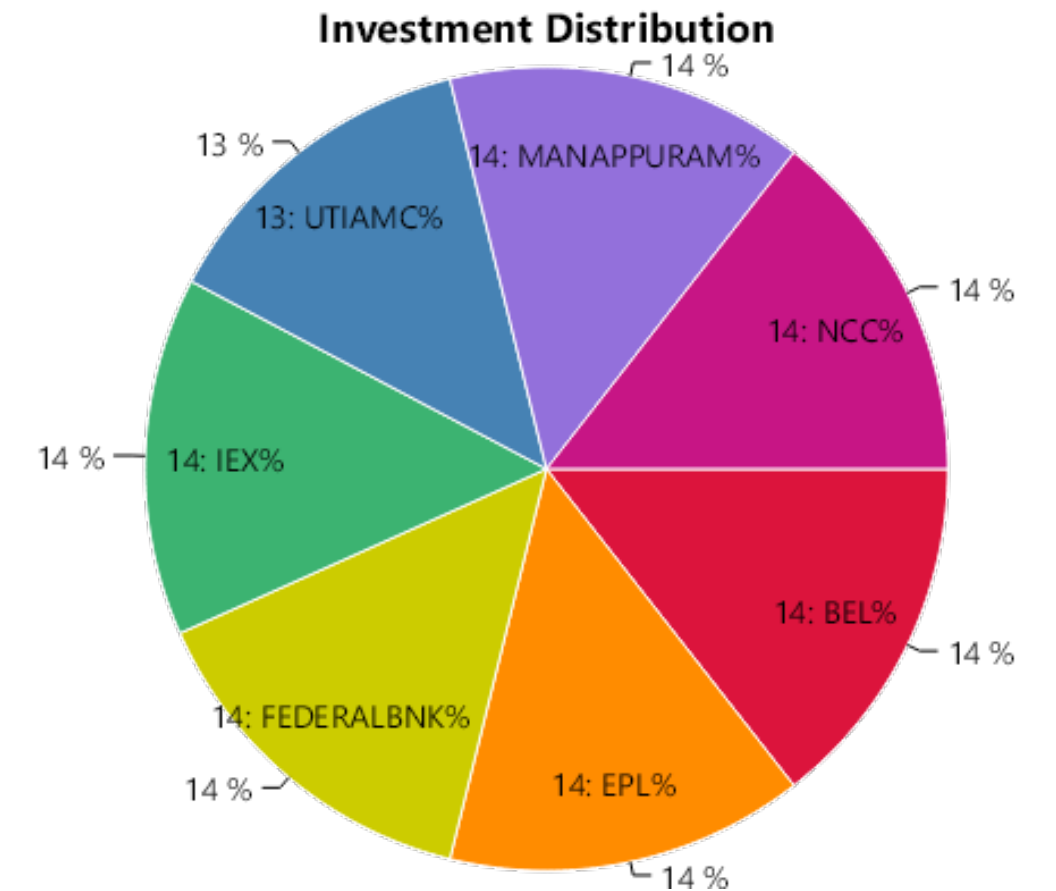
\*\* Includes unrealized gains for open stocks, if any.

## STOCK WISE PERFORMANCE SUMMARY

Sr No.	Stock Name	Status	Amount Invested*	Sale Proceeds*	Profit/(Loss)**	%Return
1	BEL	Profit	15775.53	16419.13	643.60	4.08%
2	EPL	Profit	15951.03	16632.63	681.60	4.27%
3	FEDERALBNK	Profit	15874.14	16483.85	609.71	3.84%
4	IEX	Profit	15936.85	16555.26	618.41	3.88%
5	UTIAMC	Profit	15177.17	15799.42	622.25	4.10%
6	MANAPPURAM	Loss	15988.57	12564.18	-3424.39	-21.42%
7	NCC	Loss	15877.03	12414.10	-3462.93	-21.81%
<b>Total</b>			<b>110580.32</b>	<b>106868.57</b>	<b>-3711.75</b>	<b>-3.36%</b>

## OVERALL PERFORMANCE SUMMARY

Amount Invested	Sale Proceeds	Profit/(Loss)	%Return
110580.32	106868.57	-3711.75	-3.36%



\* We have considered the market value for open stocks as on the previous day prior to the report for open stocks.

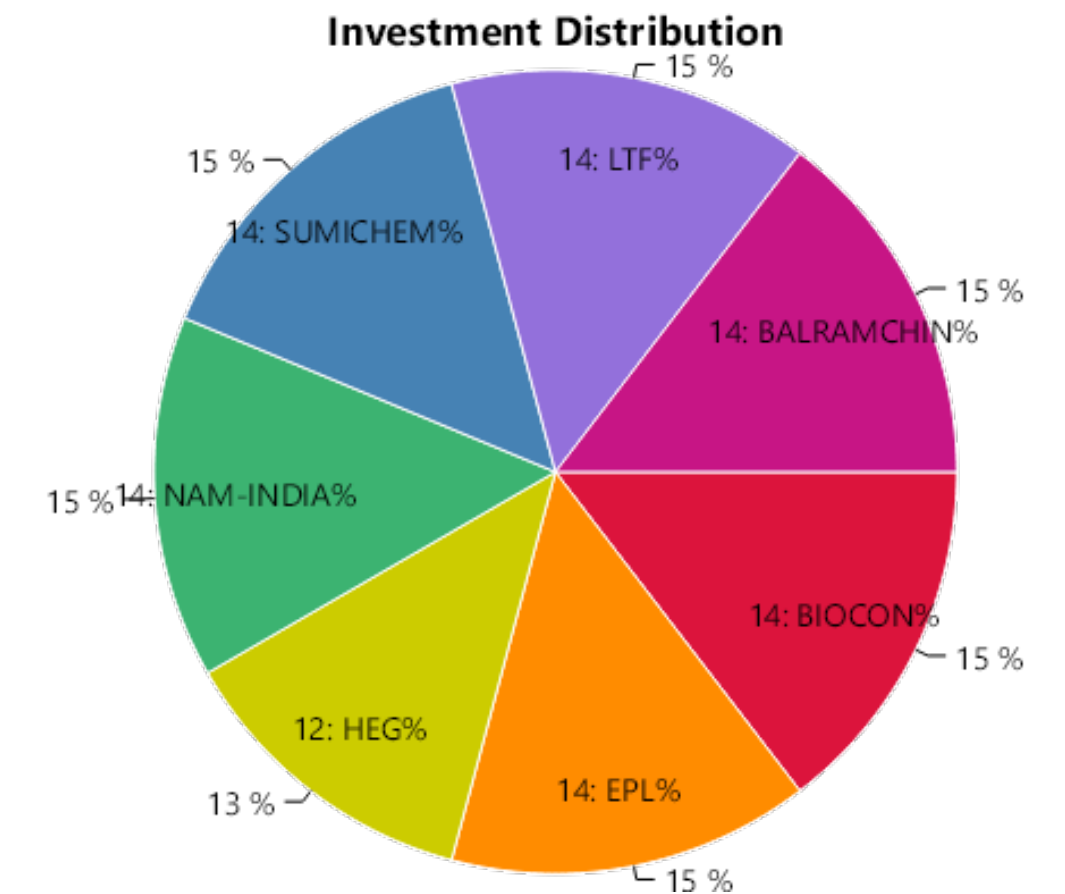
\*\* Includes unrealized gains for open stocks, if any.

## STOCK WISE PERFORMANCE SUMMARY

Sr No.	Stock Name	Status	Amount Invested*	Sale Proceeds*	Profit/(Loss)**	%Return
1	BIOCON	Profit	11182.38	11608.57	426.19	3.81%
2	EPL	Profit	11289.60	11642.93	353.33	3.13%
3	HEG	Profit	9709.04	10105.60	396.56	4.08%
4	NAM-INDIA	Profit	11373.00	11801.44	428.44	3.77%
5	SUMICHEM	Profit	11133.40	11540.51	407.11	3.66%
6	LTF	Open	11285.86	18807.70	7521.84	66.65%
7	BALRAMCHIN	Loss	11443.90	9011.06	-2432.84	-21.26%
<b>Total</b>			<b>77417.18</b>	<b>84517.81</b>	<b>7100.63</b>	<b>9.17%</b>

## OVERALL PERFORMANCE SUMMARY

Amount Invested	Sale Proceeds	Profit/(Loss)	%Return
77417.18	84517.81	7100.63	9.17%



\* We have considered the market value for open stocks as on the previous day prior to the report for open stocks.

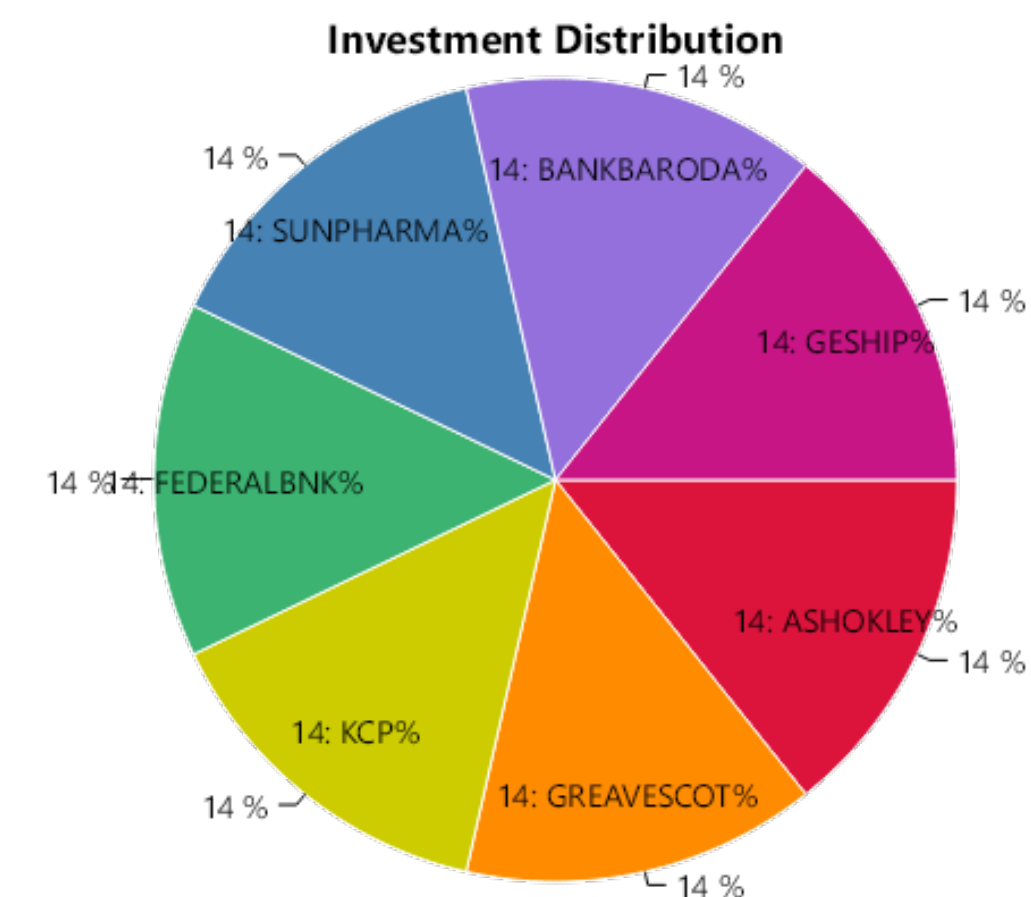
\*\* Includes unrealized gains for open stocks, if any.

## STOCK WISE PERFORMANCE SUMMARY

Sr No.	Stock Name	Status	Amount Invested*	Sale Proceeds*	Profit/(Loss)**	%Return
1	ASHOKLEY	Profit	18198.27	18987.92	789.65	4.34%
2	GREAVESCOT	Profit	18149.76	19093.11	943.35	5.20%
3	KCP	Profit	18121.46	19256.17	1134.71	6.26%
4	FEDERALBNK	Open	18112.16	23685.20	5573.04	30.77%
5	SUNPHARMA	Open	18124.20	17698.00	-426.20	-2.35%
6	BANKBARODA	Loss	18119.91	14581.98	-3537.93	-19.53%
7	GESHIP	Loss	18048.00	14371.82	-3676.18	-20.37%
<b>Total</b>			<b>126873.76</b>	<b>127674.20</b>	<b>800.44</b>	<b>0.63%</b>

## OVERALL PERFORMANCE SUMMARY

Amount Invested	Sale Proceeds	Profit/(Loss)	%Return
126873.76	127674.20	800.44	0.63%



\* We have considered the market value for open stocks as on the previous day prior to the report for open stocks.

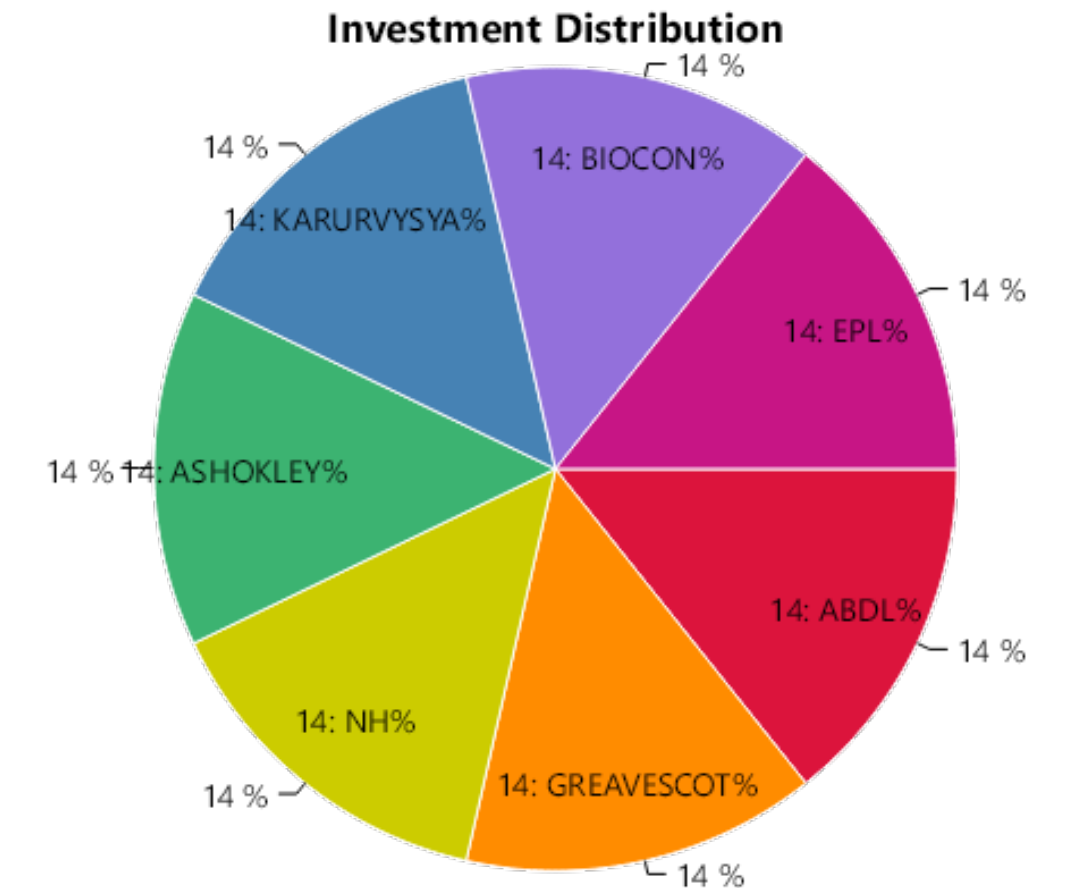
\*\* Includes unrealized gains for open stocks, if any.

## STOCK WISE PERFORMANCE SUMMARY

Sr No.	Stock Name	Status	Amount Invested*	Sale Proceeds*	Profit/(Loss)**	%Return
1	ABDL	Profit	13768.07	14486.24	718.17	5.22%
2	GREAVESCOT	Profit	13726.22	17067.33	3341.11	24.34%
3	NH	Profit	13480.30	14188.30	708.00	5.25%
4	ASHOKLEY	Open	13563.98	10268.90	-3295.08	-24.29%
5	KARURVYSYA	Open	13690.88	14144.48	453.60	3.31%
6	BIOCON	Loss	13531.32	10933.56	-2597.76	-19.20%
7	EPL	Loss	13791.50	10840.25	-2951.25	-21.40%
<b>Total</b>			<b>95552.27</b>	<b>91929.06</b>	<b>-3623.21</b>	<b>-3.79%</b>

## OVERALL PERFORMANCE SUMMARY

Amount Invested	Sale Proceeds	Profit/(Loss)	%Return
95552.27	91929.06	-3623.21	-3.79%



\* We have considered the market value for open stocks as on the previous day prior to the report for open stocks.

\*\* Includes unrealized gains for open stocks, if any.

## Contact Details

 LKP Securities Ltd, SPIP Division

 91 22 66351336 / 91 22 66351337     [spip@lkpsec.com](mailto:spip@lkpsec.com)

 Registered Office: 203, Embassy Centre, Nariman Point, Mumbai - 400021.

 Registered Office: 2nd Floor, Gala Impecca, Andheri Kurla Road, Near Hotel Courtyard Marriott, Chakala, Andheri (East), Mumbai-400059.

## Compliance & Grievance Officer

 Mr. Ritesh Tiwari

 022-6635 1234

 [ho\\_compliance@lkpsec.com](mailto:ho_compliance@lkpsec.com)

**Disclaimer & Disclosure :** LKP Securities Ltd. (CIN-U67120MH1994PLC080039, [www.Lkpsec.com](http://www.Lkpsec.com)) and its affiliates are a full- fledged, brokerage and financing group. LKP Securities Ltd is a SEBI registered Research Analyst with registration number INH000001758. LKP is a corporate trading member of Bombay Stock Exchange Limited (BSE), National Stock Exchange of India Limited (NSE) and Metropolitan Stock Exchange of India Limited (MSEI). LKP along with its subsidiaries offers the most comprehensive avenues for investments and is engaged in the businesses including stock broking (Institutional and retail), merchant banking, commodity broking, depository participant rendered in connection with distribution of primary market issues and financial products like mutual funds etc.

LKP offers research services to clients. The analyst for this report certifies that all of the views expressed in this report accurately reflect his or her personal views about the subject company or companies and its or their securities, and no part of his or her compensation was, is or will be, directly or indirectly related to specific recommendations or views expressed in this report.

Further, the information in the document has been printed on the basis of publicly available information; internal data and other sources believed to be true and are for general guidance only but which may have not been verified independently. While every effort is made to ensure the accuracy and completeness of information contained, the company takes no responsibility and assumes no liability for any error/ omission or accuracy of the information. Recipients of this material should rely on their own judgments and conclusions from relevant sources before making any investment. The investments discussed or recommended in this report may not be suitable for all investors. Opinion expressed is the current opinion as of the date appearing on the material only. Value of the investments referred to in this material are subject to volatility. Past performance is not a guide for future performance. Investment in securities market are subject to market risks. Read all the related documents carefully before investing. Registration granted by SEBI and certification from NISM in no way guarantee performance of the intermediary or provide any assurance of returns to investors. These securities quoted are for illustration only and are not recommendatory.

Mr. S. Ranganathan (Advisor) - SEBI Registration No-INH2200252399,  
Mr. Kunal Bothra (Research Analyst) - SEBI Registered No. INH000005263



**THANK YOU**