

# SPIP Performance Report 2024-2025

Client Name : BHAGYASHRI DEEPAK KHOT

Client Code : RA001289

Date : 23/12/2025



Sr No.	Month	Amount Invested	Sale Proceeds*	Profit/(Loss)**	%Return
1	Apr-2024	175837.05	184891.04	9053.99	5.15%
2	May-2024	177601.73	179783.00	2181.27	1.23%
3	Jun-2024	175637.82	173732.44	-1905.38	-1.08%
4	Jul-2024	176322.40	174276.37	-2046.03	-1.16%
5	Aug-2024	993691.29	918431.73	-75259.56	-7.57%
6	Sep-2024	416517.95	402714.46	-13803.49	-3.31%
7	Oct-2024	341545.98	330118.02	-11427.96	-3.35%
8	Nov-2024	676828.41	679117.20	2288.79	0.34%
9	Dec-2024	453195.23	434239.28	-18955.95	-4.18%
10	Feb-2025	198299.87	232422.05	34122.18	17.21%

\* We have considered the market value for open stocks as on the previous day prior to the report for open stocks.

\*\* Includes unrealized gains for open stocks, if any.

## STOCK WISE PERFORMANCE SUMMARY

Sr No.	Stock Name	Status	Amount Invested*	Sale Proceeds*	Profit/(Loss)**	%Return
1	BEL	Profit	29196.90	30785.87	1588.97	5.44%
2	CANBK	Profit	29162.07	30718.68	1556.61	5.34%
3	CENTRALBK	Profit	29579.66	30899.25	1319.59	4.46%
4	HEG	Profit	29030.90	30683.92	1653.02	5.69%
5	LTF	Profit	29645.58	30974.27	1328.69	4.48%
6	NHPC	Profit	29221.94	30829.05	1607.11	5.50%
7	ORIENTHOT	Out of range	0.00	0.00	0.00	0%
<b>Total</b>			<b>175837.05</b>	<b>184891.04</b>	<b>9053.99</b>	<b>5.15%</b>

## OVERALL PERFORMANCE SUMMARY

Amount Invested	Sale Proceeds	Profit/(Loss)	%Return
175837.05	184891.04	9053.99	5.15%



\* We have considered the market value for open stocks as on the previous day prior to the report for open stocks.

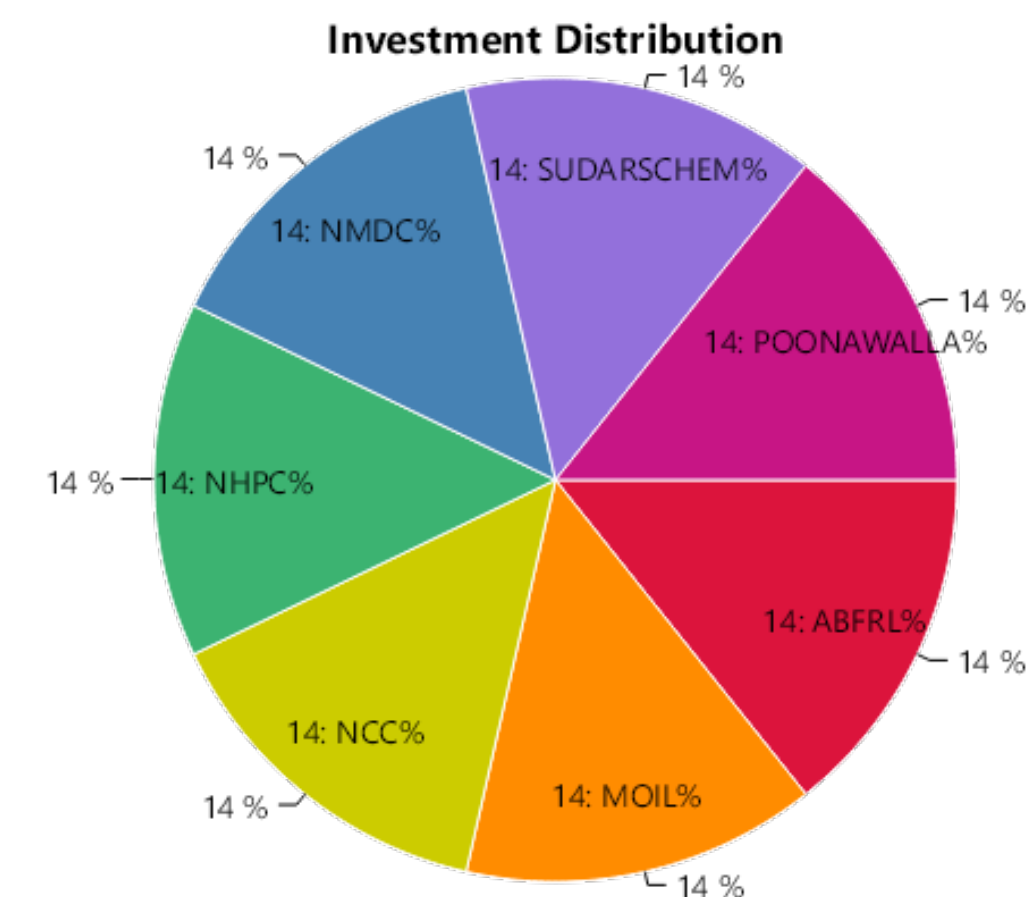
\*\* Includes unrealized gains for open stocks, if any.

## STOCK WISE PERFORMANCE SUMMARY

Sr No.	Stock Name	Status	Amount Invested*	Sale Proceeds*	Profit/(Loss)**	%Return
1	ABFRL	Profit	25403.81	26192.48	788.67	3.10%
2	MOIL	Profit	25257.53	26194.18	936.65	3.71%
3	NCC	Profit	25446.28	26377.72	931.44	3.66%
4	NHPC	Profit	25509.29	26339.26	829.97	3.25%
5	NMDC	Profit	25289.72	26291.02	1001.30	3.96%
6	SUDARSCHEM	Profit	25535.44	28767.24	3231.80	12.66%
7	POONAWALLA	Loss	25159.66	19621.10	-5538.56	-22.01%
<b>Total</b>			<b>177601.73</b>	<b>179783.00</b>	<b>2181.27</b>	<b>1.23%</b>

## OVERALL PERFORMANCE SUMMARY

Amount Invested	Sale Proceeds	Profit/(Loss)	%Return
177601.73	179783.00	2181.27	1.23%



\* We have considered the market value for open stocks as on the previous day prior to the report for open stocks.

\*\* Includes unrealized gains for open stocks, if any.

## STOCK WISE PERFORMANCE SUMMARY

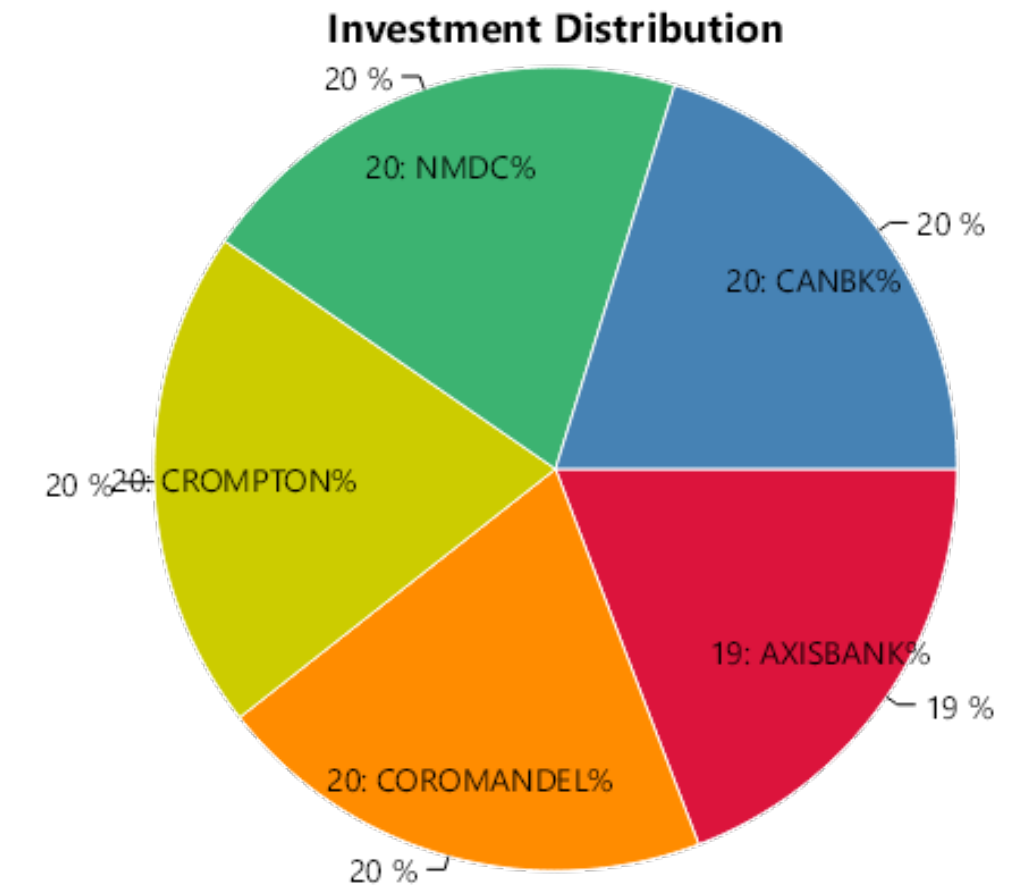
Sr No.	Stock Name	Status	Amount Invested*	Sale Proceeds*	Profit/(Loss)**	%Return
1	AXISBANK	Profit	34323.35	35939.73	1616.38	4.71%
2	COROMANDEL	Profit	35290.79	36754.27	1463.48	4.15%
3	CROMPTON	Profit	35314.01	36719.05	1405.04	3.98%
4	NMDC	Profit	35425.53	36842.09	1416.56	4.00%
5	CMSINFO	Out of range	0.00	0.00	0.00	0%
6	CANBK	Loss	35284.14	27477.30	-7806.84	-22.13%
<b>Total</b>			<b>175637.82</b>	<b>173732.44</b>	<b>-1905.38</b>	<b>-1.08%</b>

## OVERALL PERFORMANCE SUMMARY

Amount Invested	Sale Proceeds	Profit/(Loss)	%Return
175637.82	173732.44	-1905.38	-1.08%

\* We have considered the market value for open stocks as on the previous day prior to the report for open stocks.

\*\* Includes unrealized gains for open stocks, if any.



## STOCK WISE PERFORMANCE SUMMARY

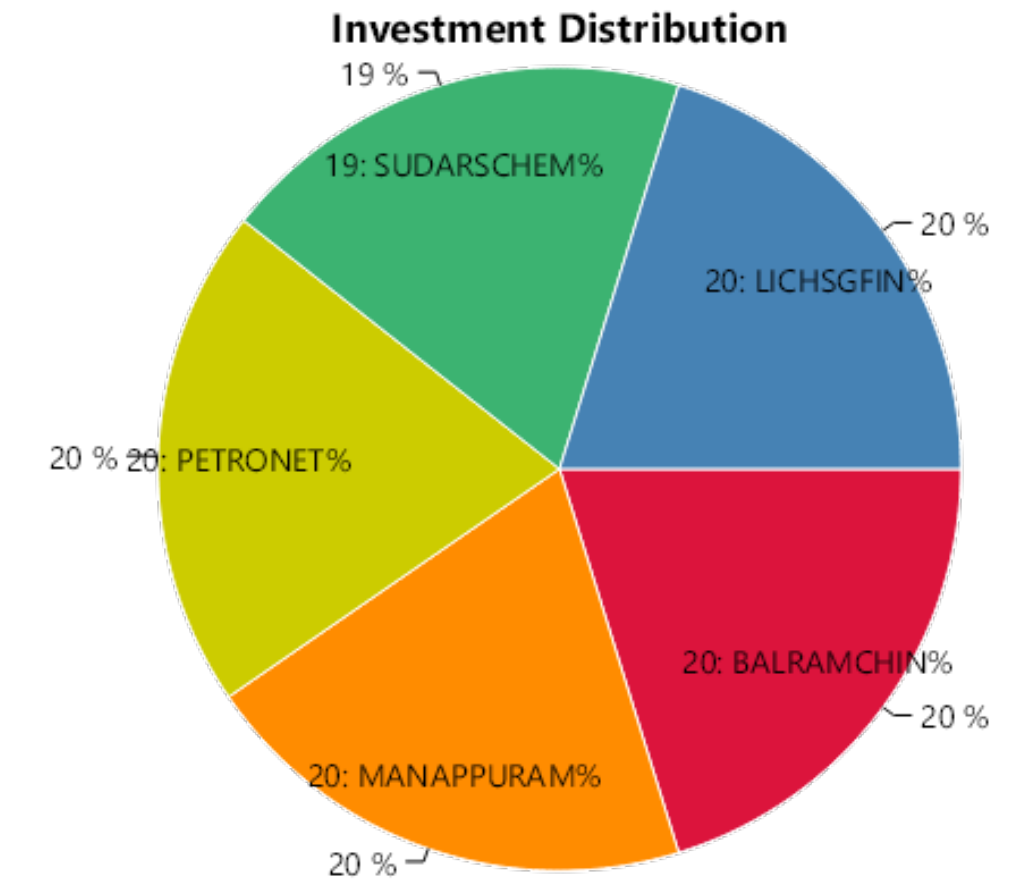
Sr No.	Stock Name	Status	Amount Invested*	Sale Proceeds*	Profit/(Loss)**	%Return
1	BALRAMCHIN	Profit	35400.01	36605.71	1205.70	3.41%
2	MANAPPURAM	Profit	35445.09	36757.18	1312.09	3.70%
3	PETRONET	Profit	35463.17	36866.79	1403.62	3.96%
4	SUDARSCHEM	Profit	34605.22	36168.97	1563.75	4.52%
5	CMSINFO	Out of range	0.00	0.00	0.00	0%
6	LICHSGFIN	Loss	35408.91	27877.72	-7531.19	-21.27%
<b>Total</b>			<b>176322.40</b>	<b>174276.37</b>	<b>-2046.03</b>	<b>-1.16%</b>

## OVERALL PERFORMANCE SUMMARY

Amount Invested	Sale Proceeds	Profit/(Loss)	%Return
176322.40	174276.37	-2046.03	-1.16%

\* We have considered the market value for open stocks as on the previous day prior to the report for open stocks.

\*\* Includes unrealized gains for open stocks, if any.

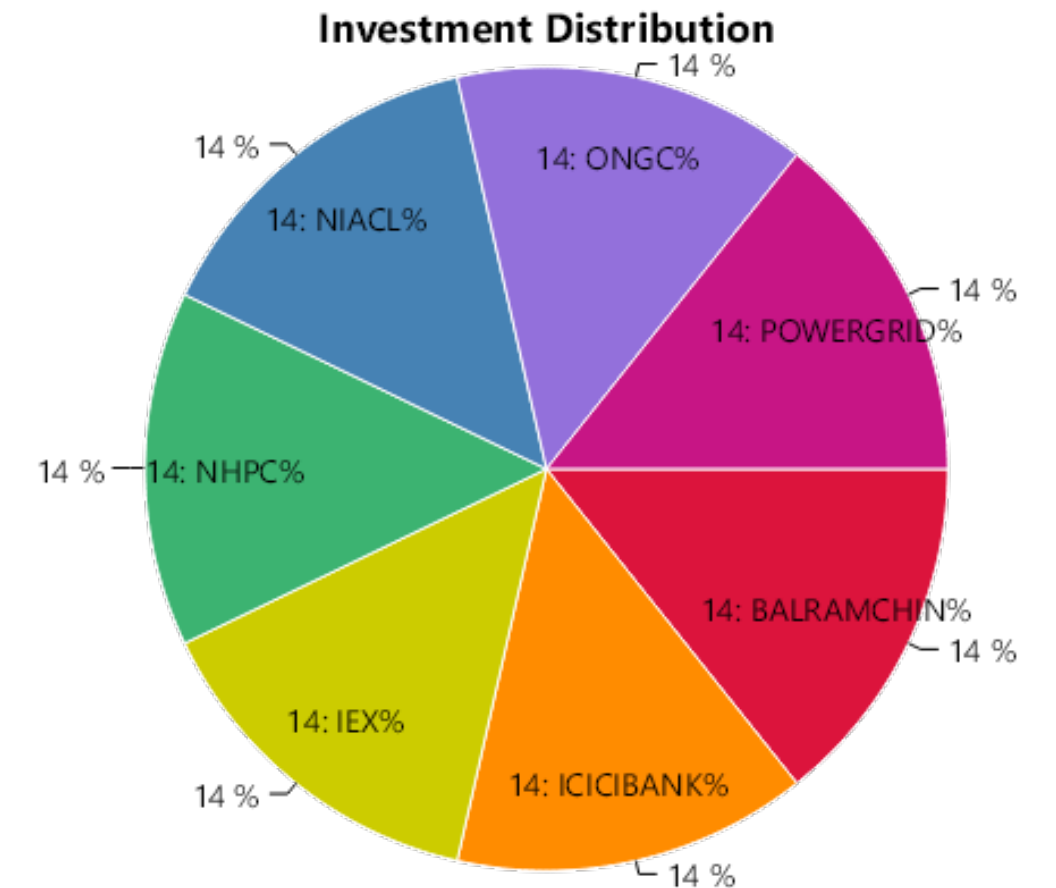


## STOCK WISE PERFORMANCE SUMMARY

Sr No.	Stock Name	Status	Amount Invested*	Sale Proceeds*	Profit/(Loss)**	%Return
1	BALRAMCHIN	Profit	141795.54	152088.96	10293.42	7.26%
2	ICICIBANK	Profit	142118.88	151703.52	9584.64	6.74%
3	IEX	Profit	141865.45	153302.61	11437.16	8.06%
4	NHPC	Loss	142058.11	115988.13	-26069.98	-18.35%
5	NIACL	Loss	141980.24	113386.28	-28593.96	-20.14%
6	ONGC	Loss	141859.67	116864.38	-24995.29	-17.62%
7	POWERGRID	Loss	142013.40	115097.85	-26915.55	-18.95%
<b>Total</b>			<b>993691.29</b>	<b>918431.73</b>	<b>-75259.56</b>	<b>-7.57%</b>

## OVERALL PERFORMANCE SUMMARY

Amount Invested	Sale Proceeds	Profit/(Loss)	%Return
993691.29	918431.73	-75259.56	-7.57%



\* We have considered the market value for open stocks as on the previous day prior to the report for open stocks.

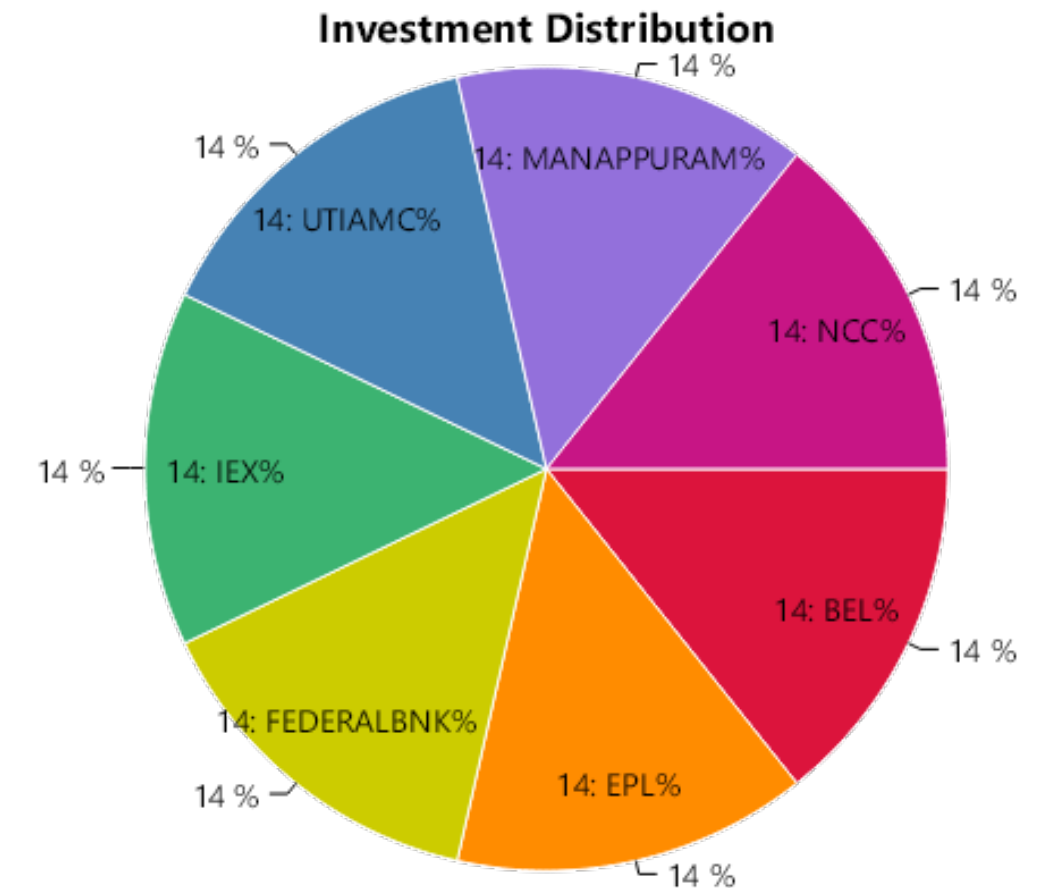
\*\* Includes unrealized gains for open stocks, if any.

## STOCK WISE PERFORMANCE SUMMARY

Sr No.	Stock Name	Status	Amount Invested*	Sale Proceeds*	Profit/(Loss)**	%Return
1	BEL	Profit	59462.77	61886.49	2423.72	4.08%
2	EPL	Profit	59500.24	62041.32	2541.08	4.27%
3	FEDERALBNK	Profit	59530.38	61815.85	2285.47	3.84%
4	IEX	Profit	59608.74	61923.29	2314.55	3.88%
5	UTIAMC	Profit	59542.44	61982.49	2440.05	4.10%
6	MANAPPURAM	Loss	59576.60	46705.14	-12871.46	-21.60%
7	NCC	Loss	59296.78	46359.88	-12936.90	-21.82%
<b>Total</b>			<b>416517.95</b>	<b>402714.46</b>	<b>-13803.49</b>	<b>-3.31%</b>

## OVERALL PERFORMANCE SUMMARY

Amount Invested	Sale Proceeds	Profit/(Loss)	%Return
416517.95	402714.46	-13803.49	-3.31%



\* We have considered the market value for open stocks as on the previous day prior to the report for open stocks.

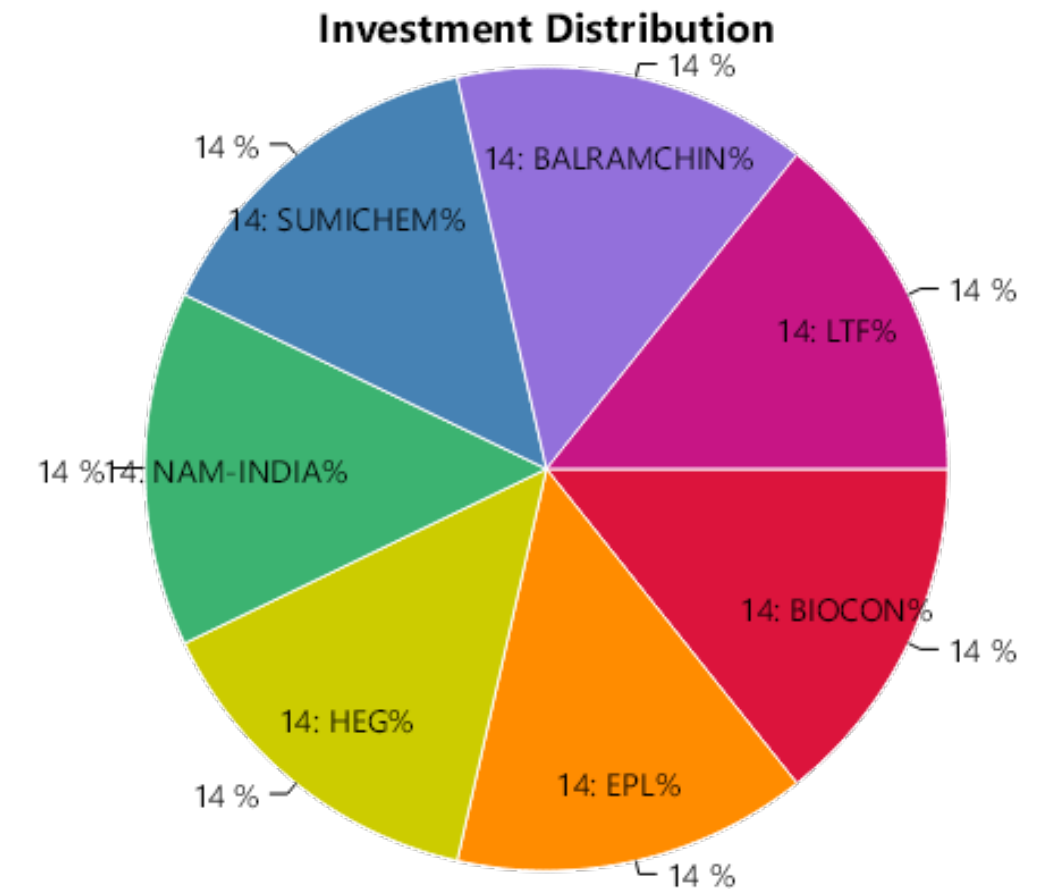
\*\* Includes unrealized gains for open stocks, if any.

## STOCK WISE PERFORMANCE SUMMARY

Sr No.	Stock Name	Status	Amount Invested*	Sale Proceeds*	Profit/(Loss)**	%Return
1	BIOCON	Profit	48700.51	50553.88	1853.37	3.81%
2	EPL	Profit	49191.13	50732.18	1541.05	3.13%
3	HEG	Profit	48545.20	50527.96	1982.76	4.08%
4	NAM-INDIA	Profit	48837.07	50677.08	1840.01	3.77%
5	SUMICHEM	Profit	48986.52	50780.10	1793.58	3.66%
6	BALRAMCHIN	Loss	48395.49	38164.84	-10230.65	-21.14%
7	LTF	Loss	48890.06	38681.98	-10208.08	-20.88%
<b>Total</b>			<b>341545.98</b>	<b>330118.02</b>	<b>-11427.96</b>	<b>-3.35%</b>

## OVERALL PERFORMANCE SUMMARY

Amount Invested	Sale Proceeds	Profit/(Loss)	%Return
341545.98	330118.02	-11427.96	-3.35%



\* We have considered the market value for open stocks as on the previous day prior to the report for open stocks.

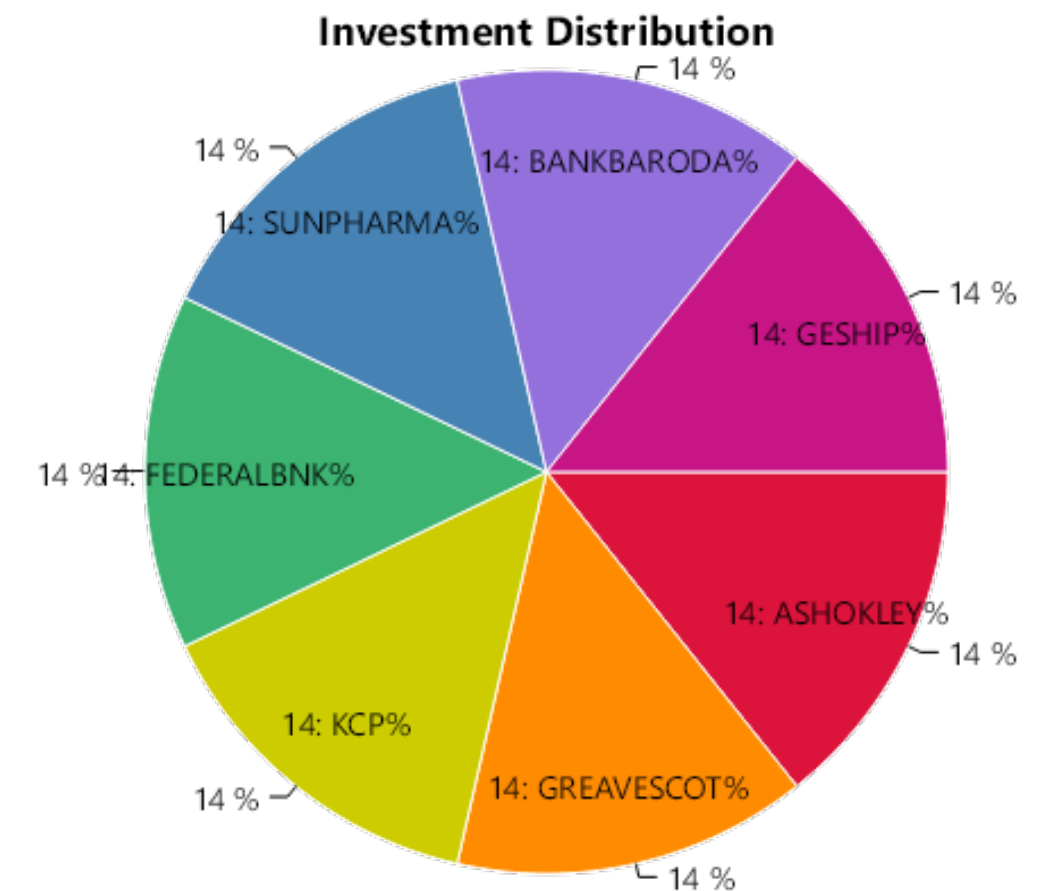
\*\* Includes unrealized gains for open stocks, if any.

## STOCK WISE PERFORMANCE SUMMARY

Sr No.	Stock Name	Status	Amount Invested*	Sale Proceeds*	Profit/(Loss)**	%Return
1	ASHOKLEY	Profit	97507.65	101739.37	4231.72	4.34%
2	GREAVESCOT	Profit	96679.17	101431.47	4752.30	4.92%
3	KCP	Profit	96517.69	101955.60	5437.91	5.63%
4	FEDERALBNK	Open	96697.22	125962.20	29264.98	30.26%
5	SUNPHARMA	Open	96058.31	93799.40	-2258.91	-2.35%
6	BANKBARODA	Loss	96679.17	77581.63	-19097.54	-19.75%
7	GESHIP	Loss	96689.20	76647.53	-20041.67	-20.73%
<b>Total</b>			<b>676828.41</b>	<b>679117.20</b>	<b>2288.79</b>	<b>0.34%</b>

## OVERALL PERFORMANCE SUMMARY

Amount Invested	Sale Proceeds	Profit/(Loss)	%Return
676828.41	679117.20	2288.79	0.34%



\* We have considered the market value for open stocks as on the previous day prior to the report for open stocks.

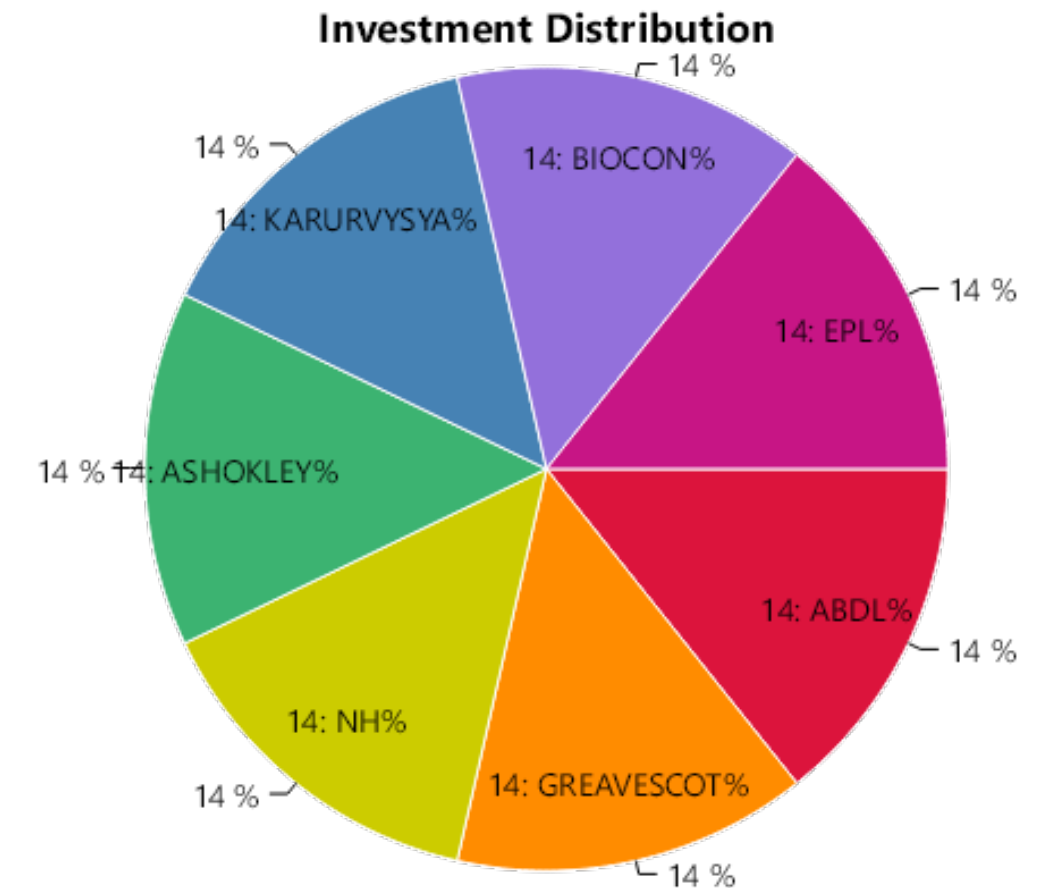
\*\* Includes unrealized gains for open stocks, if any.

## STOCK WISE PERFORMANCE SUMMARY

Sr No.	Stock Name	Status	Amount Invested*	Sale Proceeds*	Profit/(Loss)**	%Return
1	ABDL	Profit	64747.66	68124.81	3377.15	5.22%
2	GREAVESCOT	Profit	64905.70	79897.67	14991.97	23.10%
3	NH	Profit	64705.54	68103.84	3398.30	5.25%
4	ASHOKLEY	Open	64654.52	48688.75	-15965.77	-24.69%
5	KARURVYSYA	Open	64874.04	66681.12	1807.08	2.79%
6	BIOCON	Loss	64488.89	51794.19	-12694.70	-19.69%
7	EPL	Loss	64818.88	50948.90	-13869.98	-21.40%
<b>Total</b>			<b>453195.23</b>	<b>434239.28</b>	<b>-18955.95</b>	<b>-4.18%</b>

## OVERALL PERFORMANCE SUMMARY

Amount Invested	Sale Proceeds	Profit/(Loss)	%Return
453195.23	434239.28	-18955.95	-4.18%



\* We have considered the market value for open stocks as on the previous day prior to the report for open stocks.

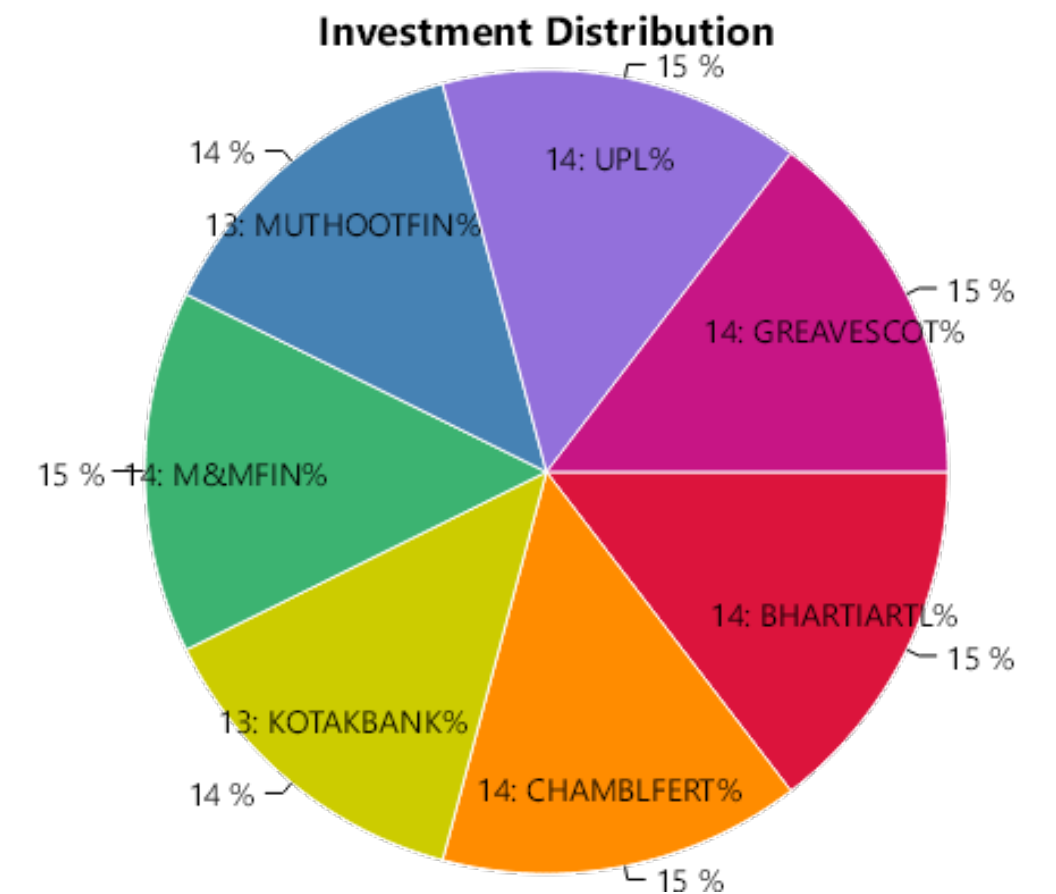
\*\* Includes unrealized gains for open stocks, if any.

## STOCK WISE PERFORMANCE SUMMARY

Sr No.	Stock Name	Status	Amount Invested*	Sale Proceeds*	Profit/(Loss)**	%Return
1	BHARTIARTL	Open	28816.19	36509.20	7693.01	26.70%
2	CHAMBLFERT	Open	28737.96	24229.40	-4508.56	-15.69%
3	KOTAKBANK	Open	27171.27	30095.80	2924.53	10.76%
4	M&MFIN	Open	28871.10	38247.10	9376.00	32.48%
5	MUTHOOTFIN	Open	27020.82	45484.80	18463.98	68.33%
6	UPL	Open	28796.13	34944.75	6148.62	21.35%
7	GREAVESCOT	Loss	28886.40	22911.00	-5975.40	-20.69%
<b>Total</b>			<b>198299.87</b>	<b>232422.05</b>	<b>34122.18</b>	<b>17.21%</b>

## OVERALL PERFORMANCE SUMMARY

Amount Invested	Sale Proceeds	Profit/(Loss)	%Return
198299.87	232422.05	34122.18	17.21%



\* We have considered the market value for open stocks as on the previous day prior to the report for open stocks.

\*\* Includes unrealized gains for open stocks, if any.

## Contact Details

 LKP Securities Ltd, SPIP Division

 91 22 66351336 / 91 22 66351337    [spip@lkpsec.com](mailto:spip@lkpsec.com)

 Registered Office: 203, Embassy Centre, Nariman Point, Mumbai - 400021.

 Registered Office: 2nd Floor, Gala Impecca, Andheri Kurla Road, Near Hotel Courtyard Marriott, Chakala, Andheri (East), Mumbai-400059.

## Compliance & Grievance Officer

 Mr. Ritesh Tiwari

 022-6635 1234

 [ho\\_compliance@lkpsec.com](mailto:ho_compliance@lkpsec.com)

**Disclaimer & Disclosure :** LKP Securities Ltd. (CIN-U67120MH1994PLC080039, www.Lkpsec.com) and its affiliates are a full- fledged, brokerage and financing group. LKP Securities Ltd is a SEBI registered Research Analyst with registration number INH000001758. LKP is a corporate trading member of Bombay Stock Exchange Limited (BSE), National Stock Exchange of India Limited (NSE) and Metropolitan Stock Exchange of India Limited (MSEI). LKP along with its subsidiaries offers the most comprehensive avenues for investments and is engaged in the businesses including stock broking (Institutional and retail), merchant banking, commodity broking, depository participant rendered in connection with distribution of primary market issues and financial products like mutual funds etc.

LKP offers research services to clients. The analyst for this report certifies that all of the views expressed in this report accurately reflect his or her personal views about the subject company or companies and its or their securities, and no part of his or her compensation was, is or will be, directly or indirectly related to specific recommendations or views expressed in this report.

Further, the information in the document has been printed on the basis of publicly available information; internal data and other sources believed to be true and are for general guidance only but which may have not been verified independently. While every effort is made to ensure the accuracy and completeness of information contained, the company takes no responsibility and assumes no liability for any error/ omission or accuracy of the information. Recipients of this material should rely on their own judgments and conclusions from relevant sources before making any investment. The investments discussed or recommended in this report may not be suitable for all investors. Opinion expressed is the current opinion as of the date appearing on the material only. Value of the investments referred to in this material are subject to volatility. Past performance is not a guide for future performance. Investment in securities market are subject to market risks. Read all the related documents carefully before investing. Registration granted by SEBI and certification from NISM in no way guarantee performance of the intermediary or provide any assurance of returns to investors. These securities quoted are for illustration only and are not recommendatory.

Mr. S. Ranganathan (Advisor) - SEBI Registration No-INH2200252399,  
Mr. Kunal Bothra (Research Analyst) - SEBI Registered No. INH000005263

**THANK YOU**