

SPIP Performance Report 2024-2025

Client Name : Mrs SHRADDHA GIRISH SOMAN

Client Code : RA001325

Date : 23/12/2025



| Sr No. | Month | Amount Invested | Sale Proceeds* | Profit/(Loss)** | %Return |
|--------|----------|-----------------|----------------|-----------------|---------|
| 1 | Jun-2024 | 113222.02 | 111502.77 | -1719.25 | -1.52% |
| 2 | Sep-2024 | 61637.28 | 60684.20 | -953.08 | -1.55% |
| 3 | Nov-2024 | 123179.03 | 117687.39 | -5491.64 | -4.46% |

* We have considered the market value for open stocks as on the previous day prior to the report for open stocks.

** Includes unrealized gains for open stocks, if any.

STOCK WISE PERFORMANCE SUMMARY

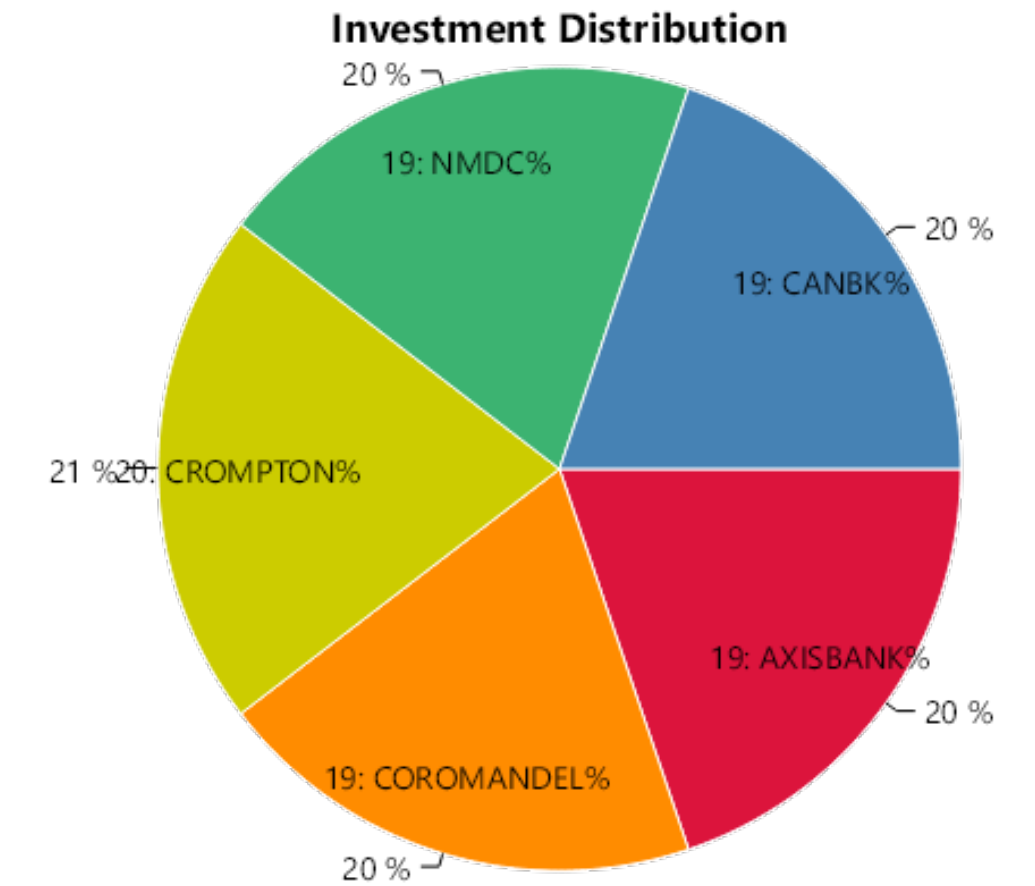
| Sr No. | Stock Name | Status | Amount Invested* | Sale Proceeds* | Profit/(Loss)** | %Return |
|--------------|------------|--------------|------------------|------------------|-----------------|---------------|
| 1 | AXISBANK | Profit | 22540.32 | 23490.38 | 950.06 | 4.21% |
| 2 | COROMANDEL | Profit | 22639.20 | 23467.63 | 828.43 | 3.66% |
| 3 | CROMPTON | Profit | 22784.03 | 23578.97 | 794.94 | 3.49% |
| 4 | NMDC | Profit | 22643.04 | 23437.40 | 794.36 | 3.51% |
| 5 | CMSINFO | Out of range | 0.00 | 0.00 | 0.00 | 0% |
| 6 | CANBK | Loss | 22615.43 | 17528.39 | -5087.04 | -22.49% |
| Total | | | 113222.02 | 111502.77 | -1719.25 | -1.52% |

OVERALL PERFORMANCE SUMMARY

| Amount Invested | Sale Proceeds | Profit/(Loss) | %Return |
|-----------------|---------------|---------------|---------|
| 113222.02 | 111502.77 | -1719.25 | -1.52% |

* We have considered the market value for open stocks as on the previous day prior to the report for open stocks.

** Includes unrealized gains for open stocks, if any.

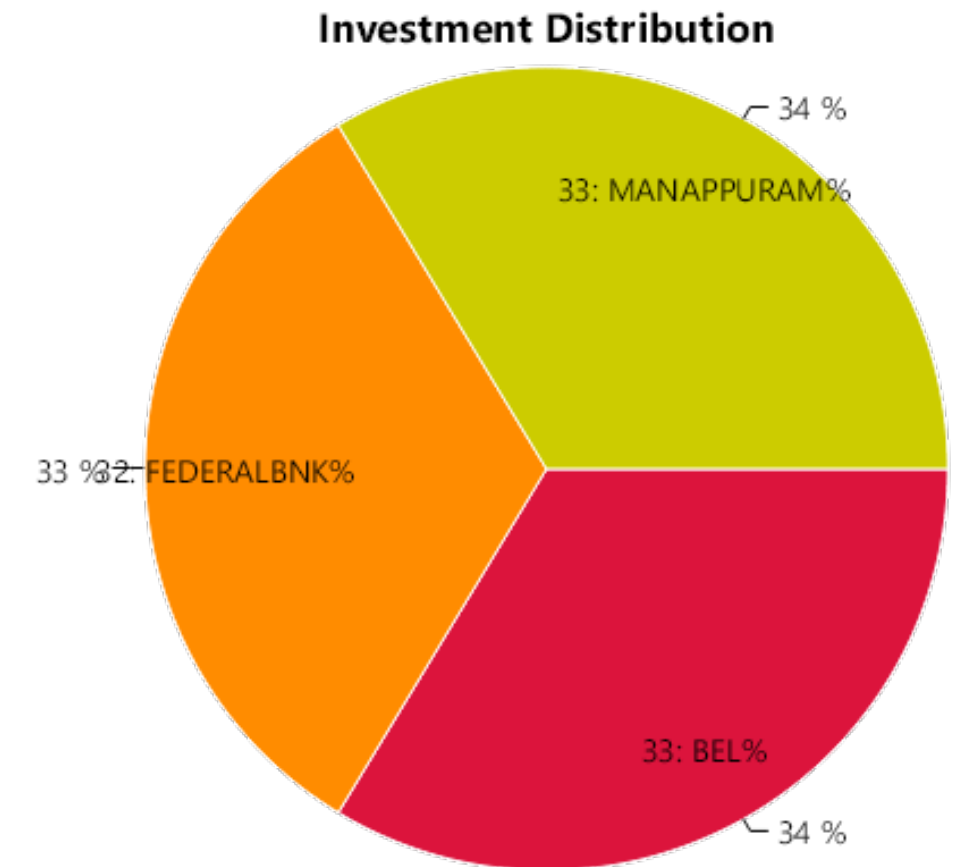


STOCK WISE PERFORMANCE SUMMARY

| Sr No. | Stock Name | Status | Amount Invested* | Sale Proceeds* | Profit/(Loss)** | %Return |
|--------------|------------|--------------|------------------|-----------------|-----------------|---------------|
| 1 | BEL | Profit | 20844.60 | 22042.84 | 1198.24 | 5.75% |
| 2 | FEDERALBNK | Profit | 20256.81 | 21994.86 | 1738.05 | 8.58% |
| 3 | EPL | Out of range | 0.00 | 0.00 | 0.00 | 0% |
| 4 | IEX | Out of range | 0.00 | 0.00 | 0.00 | 0% |
| 5 | NCC | Out of range | 0.00 | 0.00 | 0.00 | 0% |
| 6 | UTIAMC | Out of range | 0.00 | 0.00 | 0.00 | 0% |
| 7 | MANAPPURAM | Loss | 20535.87 | 16646.50 | -3889.37 | -18.94% |
| Total | | | 61637.28 | 60684.20 | -953.08 | -1.55% |

OVERALL PERFORMANCE SUMMARY

| Amount Invested | Sale Proceeds | Profit/(Loss) | %Return |
|-----------------|---------------|---------------|---------|
| 61637.28 | 60684.20 | -953.08 | -1.55% |



* We have considered the market value for open stocks as on the previous day prior to the report for open stocks.

** Includes unrealized gains for open stocks, if any.

STOCK WISE PERFORMANCE SUMMARY

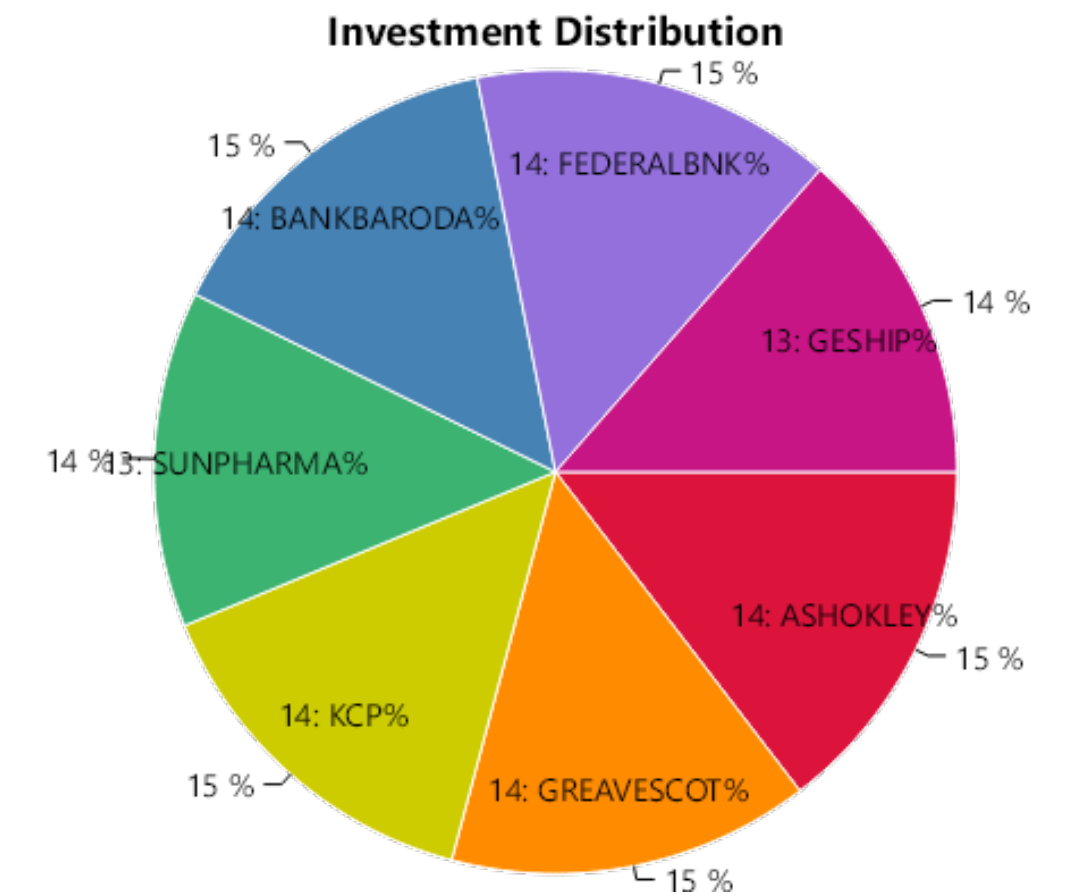
| Sr No. | Stock Name | Status | Amount Invested* | Sale Proceeds* | Profit/(Loss)** | %Return |
|--------------|------------|--------|------------------|------------------|-----------------|---------------|
| 1 | ASHOKLEY | Profit | 18009.60 | 18708.90 | 699.30 | 3.88% |
| 2 | GREAVESCOT | Profit | 18030.91 | 18849.19 | 818.28 | 4.54% |
| 3 | KCP | Profit | 17974.04 | 18963.61 | 989.57 | 5.51% |
| 4 | SUNPHARMA | Profit | 16342.47 | 16435.08 | 92.61 | 0.57% |
| 5 | BANKBARODA | Loss | 17939.60 | 14347.90 | -3591.70 | -20.02% |
| 6 | FEDERALBNK | Loss | 17957.67 | 17000.67 | -957.00 | -5.33% |
| 7 | GESHIP | Loss | 16924.74 | 13382.04 | -3542.70 | -20.93% |
| Total | | | 123179.03 | 117687.39 | -5491.64 | -4.46% |

OVERALL PERFORMANCE SUMMARY

| Amount Invested | Sale Proceeds | Profit/(Loss) | %Return |
|-----------------|---------------|---------------|---------|
| 123179.03 | 117687.39 | -5491.64 | -4.46% |

* We have considered the market value for open stocks as on the previous day prior to the report for open stocks.

** Includes unrealized gains for open stocks, if any.



Contact Details

 LKP Securities Ltd, SPIP Division

 91 22 66351336 / 91 22 66351337  spip@lkpsec.com

 Registered Office: 203, Embassy Centre, Nariman Point, Mumbai - 400021.

 Registered Office: 2nd Floor, Gala Impecca, Andheri Kurla Road, Near Hotel Courtyard Marriott, Chakala, Andheri (East), Mumbai-400059.

Compliance & Grievance Officer

 Mr. Ritesh Tiwari

 022-6635 1234

 ho_compliance@lkpsec.com

Disclaimer & Disclosure : LKP Securities Ltd. (CIN-U67120MH1994PLC080039, www.Lkpsec.com) and its affiliates are a full- fledged, brokerage and financing group. LKP Securities Ltd is a SEBI registered Research Analyst with registration number INH000001758. LKP is a corporate trading member of Bombay Stock Exchange Limited (BSE), National Stock Exchange of India Limited (NSE) and Metropolitan Stock Exchange of India Limited (MSEI). LKP along with its subsidiaries offers the most comprehensive avenues for investments and is engaged in the businesses including stock broking (Institutional and retail), merchant banking, commodity broking, depository participant rendered in connection with distribution of primary market issues and financial products like mutual funds etc.

LKP offers research services to clients. The analyst for this report certifies that all of the views expressed in this report accurately reflect his or her personal views about the subject company or companies and its or their securities, and no part of his or her compensation was, is or will be, directly or indirectly related to specific recommendations or views expressed in this report.

Further, the information in the document has been printed on the basis of publicly available information; internal data and other sources believed to be true and are for general guidance only but which may have not been verified independently. While every effort is made to ensure the accuracy and completeness of information contained, the company takes no responsibility and assumes no liability for any error/ omission or accuracy of the information. Recipients of this material should rely on their own judgments and conclusions from relevant sources before making any investment. The investments discussed or recommended in this report may not be suitable for all investors. Opinion expressed is the current opinion as of the date appearing on the material only. Value of the investments referred to in this material are subject to volatility. Past performance is not a guide for future performance. Investment in securities market are subject to market risks. Read all the related documents carefully before investing. Registration granted by SEBI and certification from NISM in no way guarantee performance of the intermediary or provide any assurance of returns to investors. These securities quoted are for illustration only and are not recommendatory.

Mr. S. Ranganathan (Advisor) - SEBI Registration No-INH2200252399,
Mr. Kunal Bothra (Research Analyst) - SEBI Registered No. INH000005263



THANK YOU