

SPIP Performance Report 2024-2025

Client Name : ARVIND KUMAR HUF

Client Code : RA001363

Date : 23/12/2025



Sr No.	Month	Amount Invested	Sale Proceeds*	Profit/(Loss)**	%Return
1	May-2024	285110.80	295636.79	10525.99	3.69%
2	Jun-2024	201739.46	199539.21	-2200.25	-1.09%
3	Jul-2024	198050.14	195838.39	-2211.75	-1.12%
4	Aug-2024	180803.10	167874.63	-12928.47	-7.15%
5	Sep-2024	134505.97	130861.30	-3644.67	-2.71%
6	Oct-2024	172554.73	169558.20	-2996.53	-1.74%

* We have considered the market value for open stocks as on the previous day prior to the report for open stocks.

** Includes unrealized gains for open stocks, if any.

STOCK WISE PERFORMANCE SUMMARY

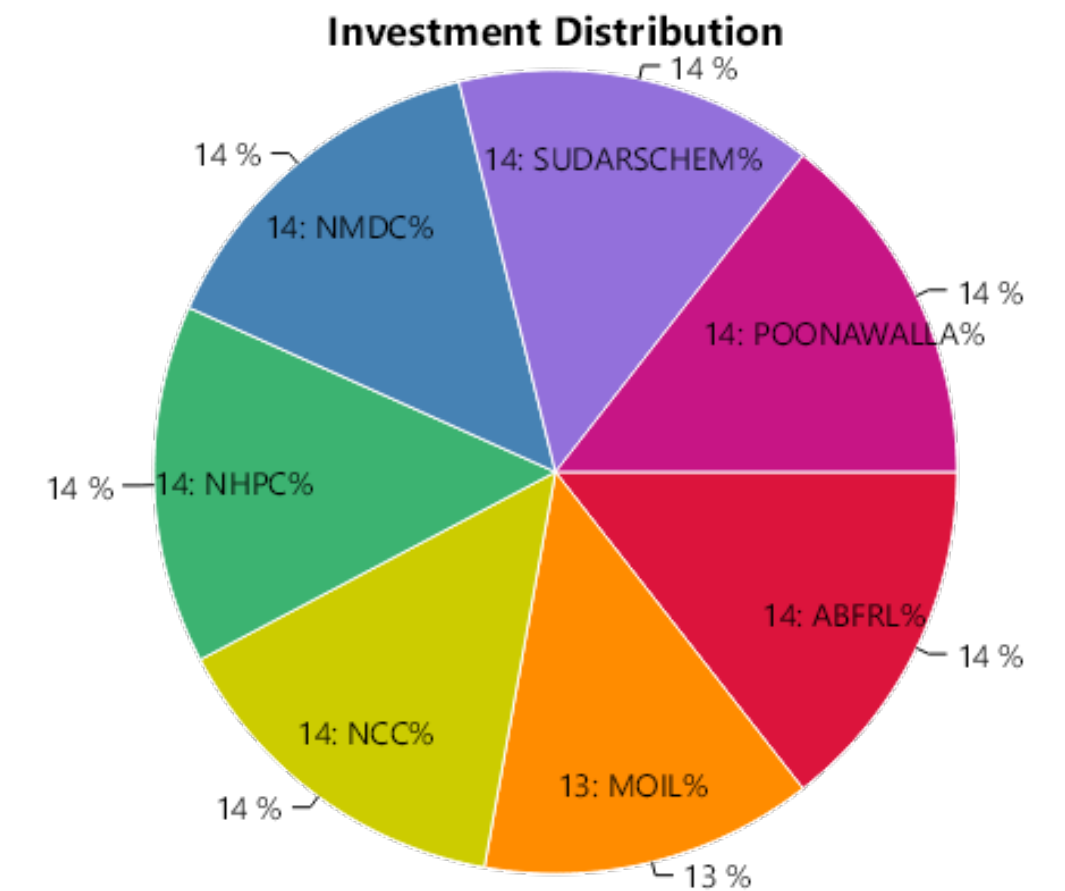
Sr No.	Stock Name	Status	Amount Invested*	Sale Proceeds*	Profit/(Loss)**	%Return
1	ABFRL	Profit	40903.00	43295.93	2392.93	5.85%
2	MOIL	Profit	39035.42	43033.13	3997.71	10.24%
3	NCC	Profit	41337.76	43446.23	2108.47	5.10%
4	NHPC	Profit	41341.69	43375.10	2033.41	4.92%
5	NMDC	Profit	40090.99	43251.13	3160.14	7.88%
6	SUDARSCHEM	Profit	41067.50	46533.32	5465.82	13.31%
7	POONAWALLA	Loss	41334.44	32701.95	-8632.49	-20.88%
Total			285110.80	295636.79	10525.99	3.69%

OVERALL PERFORMANCE SUMMARY

Amount Invested	Sale Proceeds	Profit/(Loss)	%Return
285110.80	295636.79	10525.99	3.69%

* We have considered the market value for open stocks as on the previous day prior to the report for open stocks.

** Includes unrealized gains for open stocks, if any.

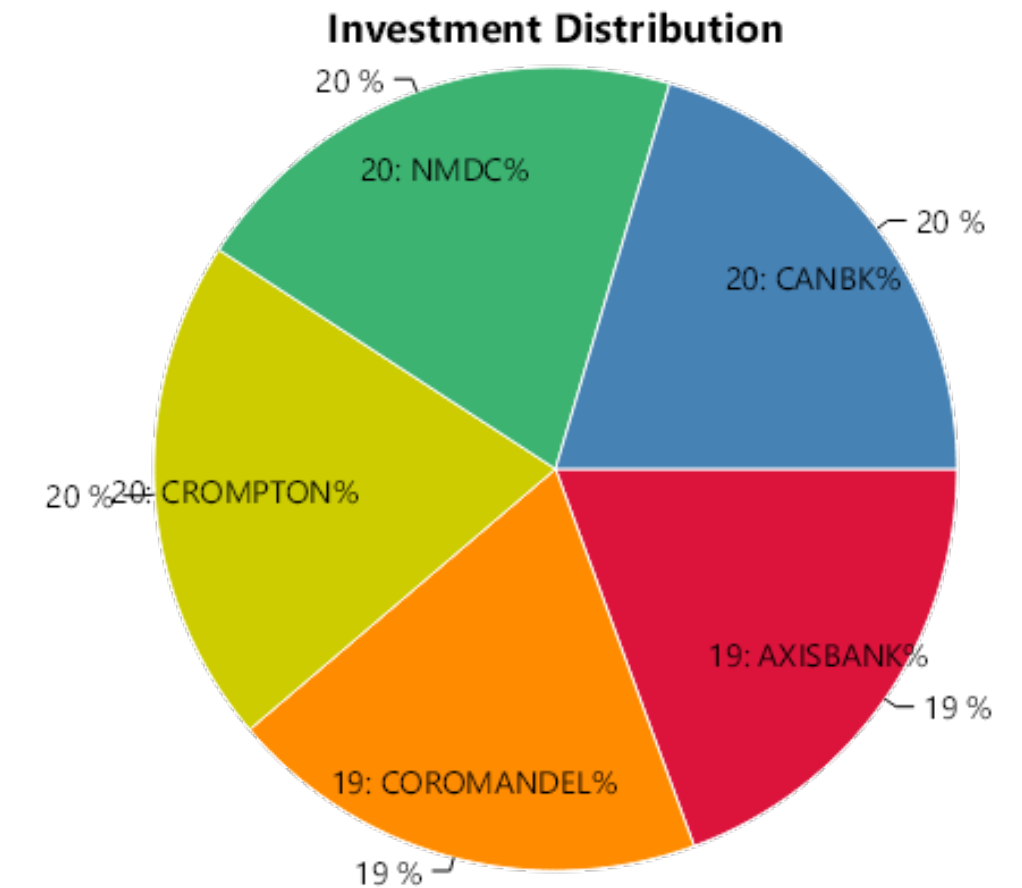


STOCK WISE PERFORMANCE SUMMARY

Sr No.	Stock Name	Status	Amount Invested*	Sale Proceeds*	Profit/(Loss)**	%Return
1	AXISBANK	Profit	40241.34	42136.55	1895.21	4.71%
2	COROMANDEL	Profit	39525.66	41167.03	1641.37	4.15%
3	CROMPTON	Profit	40590.98	42206.29	1615.31	3.98%
4	NMDC	Profit	40816.54	42446.43	1629.89	3.99%
5	CMSINFO	Out of range	0.00	0.00	0.00	0%
6	CANBK	Loss	40564.94	31582.91	-8982.03	-22.14%
Total			201739.46	199539.21	-2200.25	-1.09%

OVERALL PERFORMANCE SUMMARY

Amount Invested	Sale Proceeds	Profit/(Loss)	%Return
201739.46	199539.21	-2200.25	-1.09%



* We have considered the market value for open stocks as on the previous day prior to the report for open stocks.

** Includes unrealized gains for open stocks, if any.

STOCK WISE PERFORMANCE SUMMARY

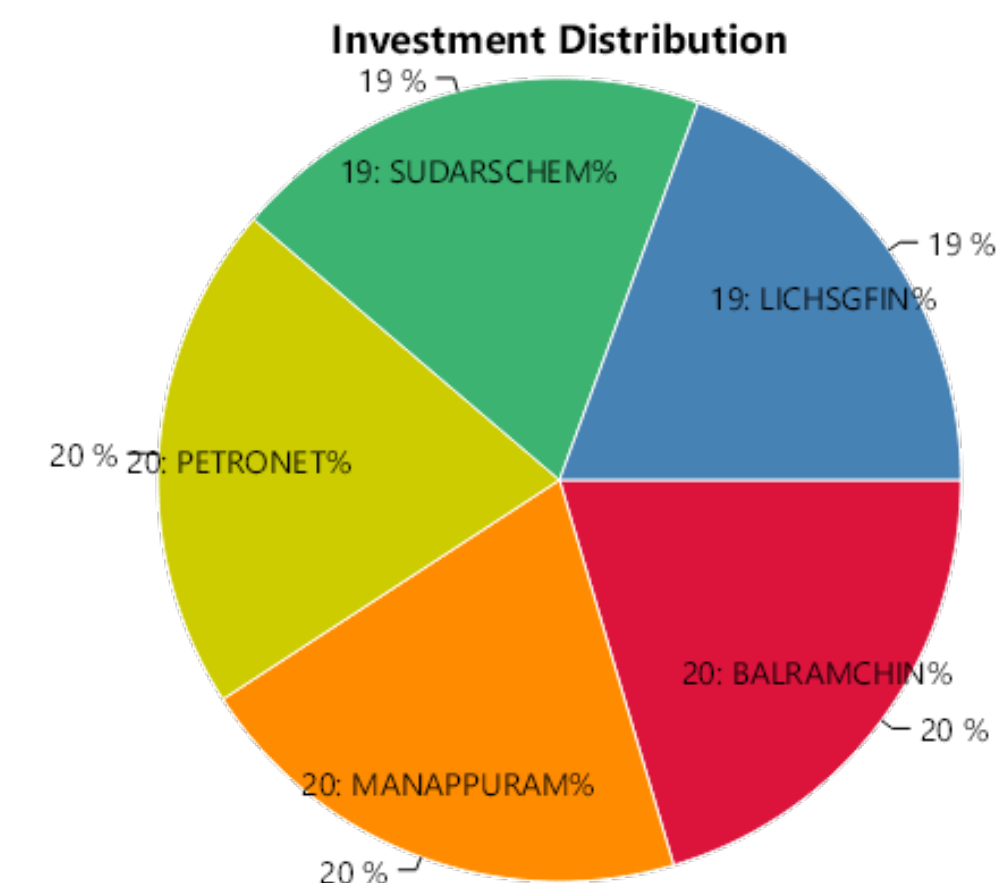
Sr No.	Stock Name	Status	Amount Invested*	Sale Proceeds*	Profit/(Loss)**	%Return
1	BALRAMCHIN	Profit	39770.22	41125.18	1354.96	3.41%
2	MANAPPURAM	Profit	39875.87	41351.56	1475.69	3.70%
3	PETRONET	Profit	39812.57	41387.83	1575.26	3.96%
4	SUDARSCHEM	Profit	39158.68	40927.91	1769.23	4.52%
5	CMSINFO	Out of range	0.00	0.00	0.00	0%
6	LICHSGFIN	Loss	39432.80	31045.91	-8386.89	-21.27%
Total			198050.14	195838.39	-2211.75	-1.12%

OVERALL PERFORMANCE SUMMARY

Amount Invested	Sale Proceeds	Profit/(Loss)	%Return
198050.14	195838.39	-2211.75	-1.12%

* We have considered the market value for open stocks as on the previous day prior to the report for open stocks.

** Includes unrealized gains for open stocks, if any.

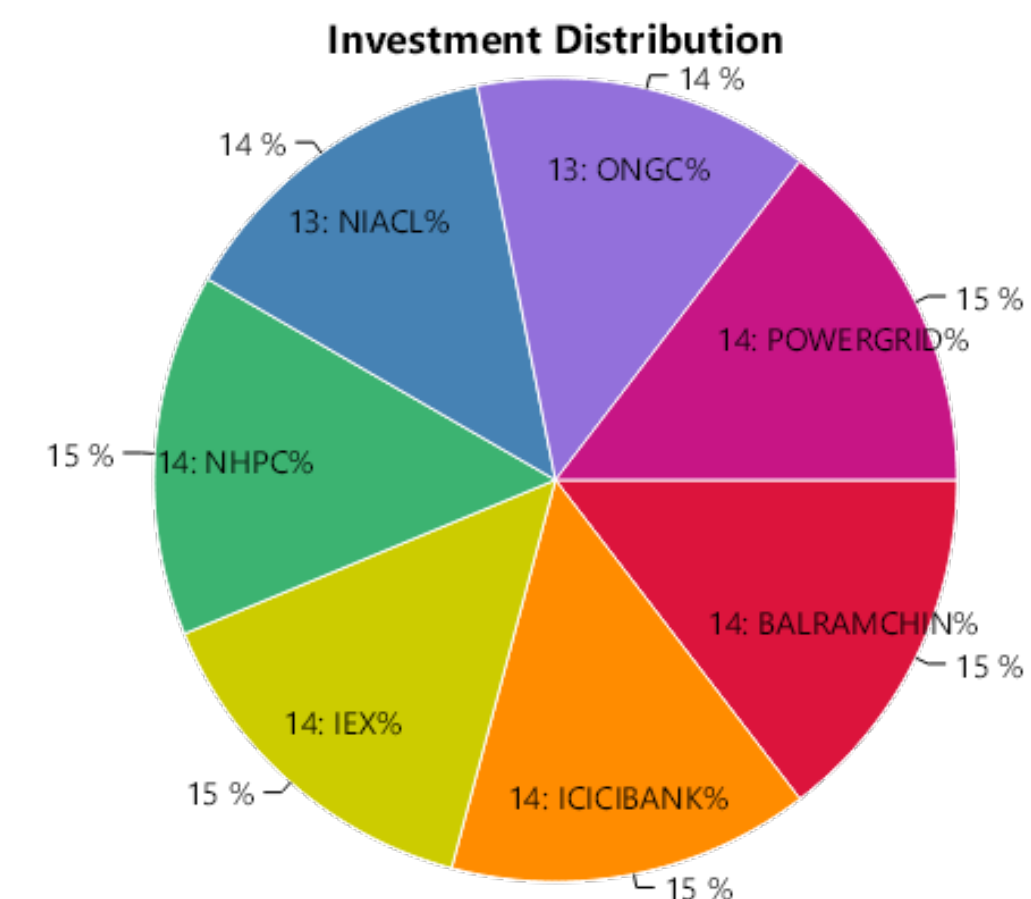


STOCK WISE PERFORMANCE SUMMARY

Sr No.	Stock Name	Status	Amount Invested*	Sale Proceeds*	Profit/(Loss)**	%Return
1	BALRAMCHIN	Profit	26301.21	27976.45	1675.24	6.37%
2	ICICIBANK	Profit	25899.42	27812.31	1912.89	7.39%
3	IEX	Profit	26562.19	28023.26	1461.07	5.50%
4	NHPC	Loss	25715.79	20977.65	-4738.14	-18.43%
5	NIACL	Loss	25303.71	21037.73	-4265.98	-16.86%
6	ONGC	Loss	25250.97	21016.76	-4234.21	-16.77%
7	POWERGRID	Loss	25769.81	21030.47	-4739.34	-18.39%
Total			180803.10	167874.63	-12928.47	-7.15%

OVERALL PERFORMANCE SUMMARY

Amount Invested	Sale Proceeds	Profit/(Loss)	%Return
180803.10	167874.63	-12928.47	-7.15%



* We have considered the market value for open stocks as on the previous day prior to the report for open stocks.

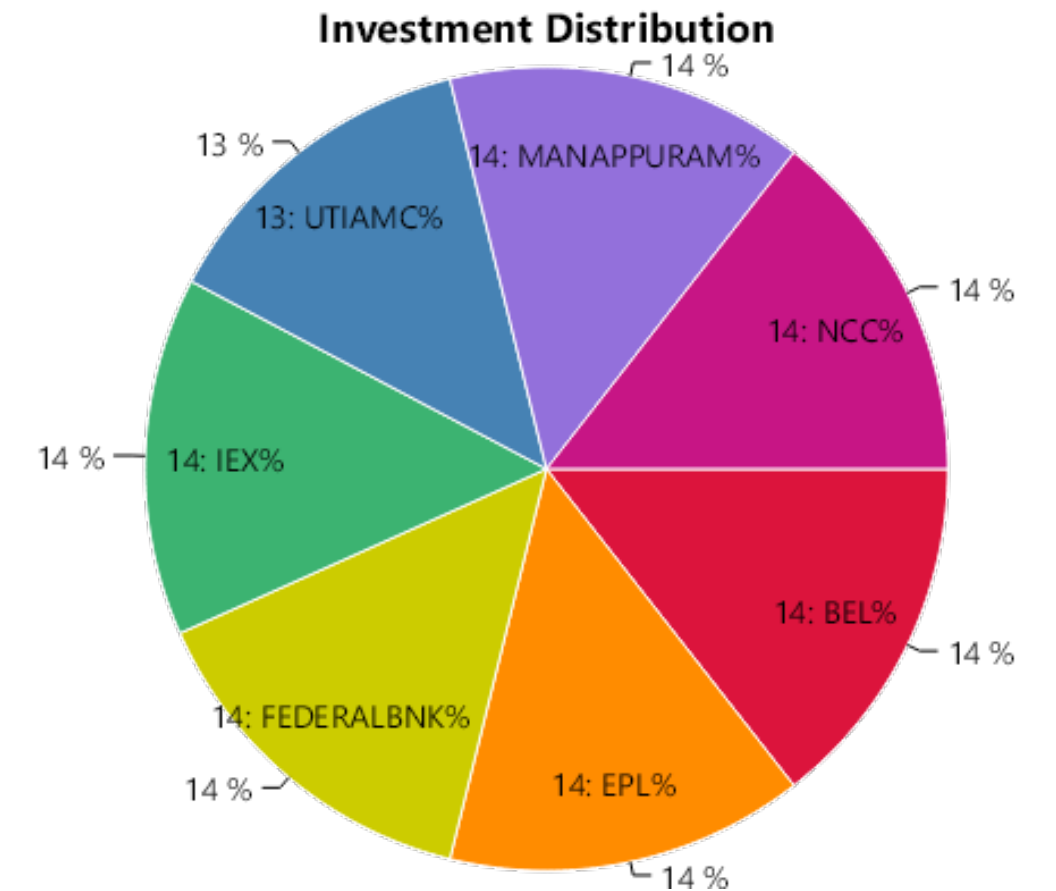
** Includes unrealized gains for open stocks, if any.

STOCK WISE PERFORMANCE SUMMARY

Sr No.	Stock Name	Status	Amount Invested*	Sale Proceeds*	Profit/(Loss)**	%Return
1	BEL	Profit	19187.20	20201.14	1013.94	5.28%
2	EPL	Profit	19495.03	20328.43	833.40	4.27%
3	FEDERALBNK	Profit	19262.87	20193.48	930.61	4.83%
4	IEX	Profit	19218.75	20211.36	992.61	5.16%
5	UTIAMC	Profit	18668.78	19445.49	776.71	4.16%
6	MANAPPURAM	Loss	19202.41	15282.61	-3919.80	-20.41%
7	NCC	Loss	19470.93	15198.79	-4272.14	-21.94%
	Total		134505.97	130861.30	-3644.67	-2.71%

OVERALL PERFORMANCE SUMMARY

Amount Invested	Sale Proceeds	Profit/(Loss)	%Return
134505.97	130861.30	-3644.67	-2.71%



* We have considered the market value for open stocks as on the previous day prior to the report for open stocks.

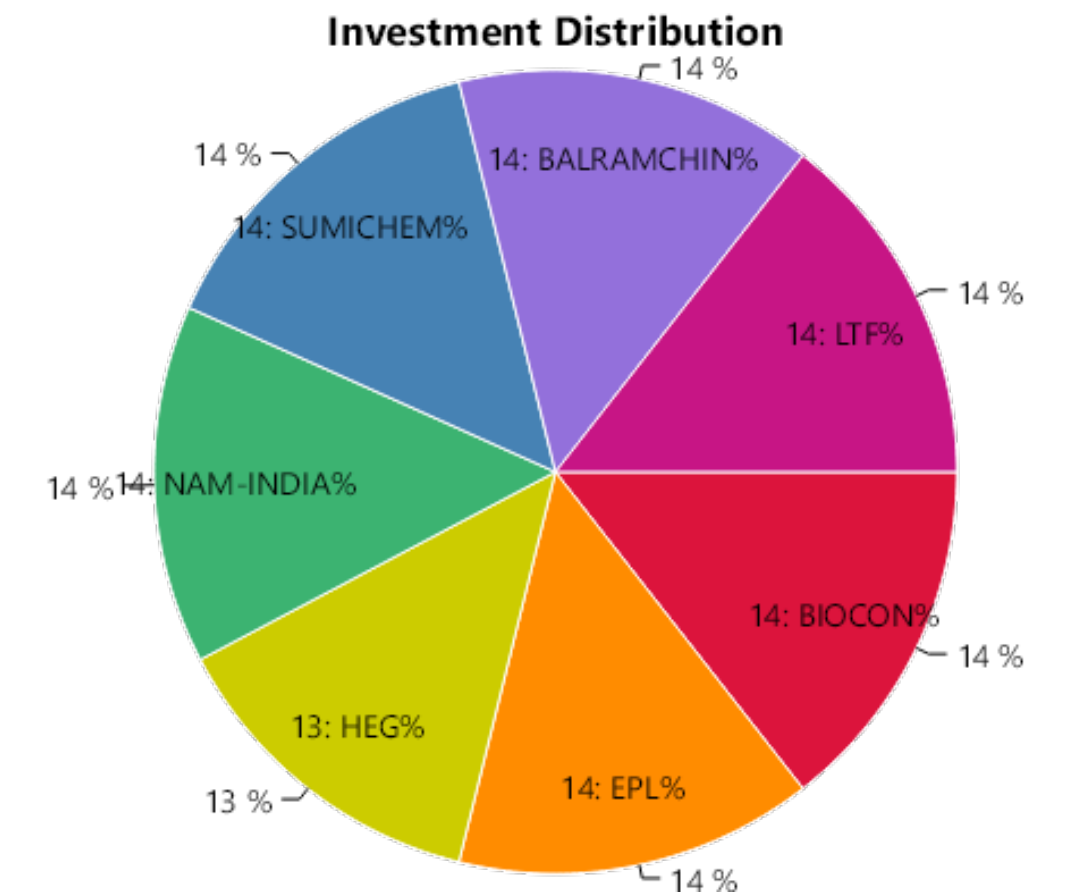
** Includes unrealized gains for open stocks, if any.

STOCK WISE PERFORMANCE SUMMARY

Sr No.	Stock Name	Status	Amount Invested*	Sale Proceeds*	Profit/(Loss)**	%Return
1	BIOCON	Profit	24608.60	26213.12	1604.52	6.52%
2	EPL	Profit	24438.36	26059.40	1621.04	6.63%
3	HEG	Profit	23833.79	25263.98	1430.19	6.00%
4	NAM-INDIA	Profit	25422.04	26379.46	957.42	3.77%
5	SUMICHEM	Profit	25049.93	25967.24	917.31	3.66%
6	BALRAMCHIN	Loss	24739.59	19612.05	-5127.54	-20.73%
7	LTF	Loss	24462.42	20062.95	-4399.47	-17.98%
Total			172554.73	169558.20	-2996.53	-1.74%

OVERALL PERFORMANCE SUMMARY

Amount Invested	Sale Proceeds	Profit/(Loss)	%Return
172554.73	169558.20	-2996.53	-1.74%



* We have considered the market value for open stocks as on the previous day prior to the report for open stocks.

** Includes unrealized gains for open stocks, if any.

Contact Details

 LKP Securities Ltd, SPIP Division

 91 22 66351336 / 91 22 66351337  spip@lkpsec.com

 Registered Office: 203, Embassy Centre, Nariman Point, Mumbai - 400021.

 Registered Office: 2nd Floor, Gala Impecca, Andheri Kurla Road, Near Hotel Courtyard Marriott, Chakala, Andheri (East), Mumbai-400059.

Compliance & Grievance Officer

 Mr. Ritesh Tiwari

 022-6635 1234

 ho_compliance@lkpsec.com

Disclaimer & Disclosure : LKP Securities Ltd. (CIN-U67120MH1994PLC080039, www.Lkpsec.com) and its affiliates are a full- fledged, brokerage and financing group. LKP Securities Ltd is a SEBI registered Research Analyst with registration number INH000001758. LKP is a corporate trading member of Bombay Stock Exchange Limited (BSE), National Stock Exchange of India Limited (NSE) and Metropolitan Stock Exchange of India Limited (MSEI). LKP along with its subsidiaries offers the most comprehensive avenues for investments and is engaged in the businesses including stock broking (Institutional and retail), merchant banking, commodity broking, depository participant rendered in connection with distribution of primary market issues and financial products like mutual funds etc.

LKP offers research services to clients. The analyst for this report certifies that all of the views expressed in this report accurately reflect his or her personal views about the subject company or companies and its or their securities, and no part of his or her compensation was, is or will be, directly or indirectly related to specific recommendations or views expressed in this report.

Further, the information in the document has been printed on the basis of publicly available information; internal data and other sources believed to be true and are for general guidance only but which may have not been verified independently. While every effort is made to ensure the accuracy and completeness of information contained, the company takes no responsibility and assumes no liability for any error/ omission or accuracy of the information. Recipients of this material should rely on their own judgments and conclusions from relevant sources before making any investment. The investments discussed or recommended in this report may not be suitable for all investors. Opinion expressed is the current opinion as of the date appearing on the material only. Value of the investments referred to in this material are subject to volatility. Past performance is not a guide for future performance. Investment in securities market are subject to market risks. Read all the related documents carefully before investing. Registration granted by SEBI and certification from NISM in no way guarantee performance of the intermediary or provide any assurance of returns to investors. These securities quoted are for illustration only and are not recommendatory.

Mr. S. Ranganathan (Advisor) - SEBI Registration No-INH2200252399,
Mr. Kunal Bothra (Research Analyst) - SEBI Registered No. INH000005263



THANK YOU