

# SPIP Performance Report 2024-2025

Client Name : RAJKUMAR ADAGONDA PATIL

Client Code : RA001379

Date : 23/12/2025



Sr No.	Month	Amount Invested	Sale Proceeds*	Profit/(Loss)**	%Return
1	May-2024	696031.88	698497.48	2465.60	0.35%
2	Jun-2024	496603.91	487854.32	-8749.59	-1.76%
3	Jul-2024	425881.80	418650.26	-7231.54	-1.70%
4	Aug-2024	597181.00	548706.22	-48474.78	-8.12%
5	Sep-2024	712082.96	683604.18	-28478.78	-4.00%
6	Oct-2024	597449.21	573827.07	-23622.14	-3.95%
7	Nov-2024	395252.99	396629.58	1376.59	0.35%
8	Dec-2024	396926.78	378392.60	-18534.18	-4.67%

\* We have considered the market value for open stocks as on the previous day prior to the report for open stocks.

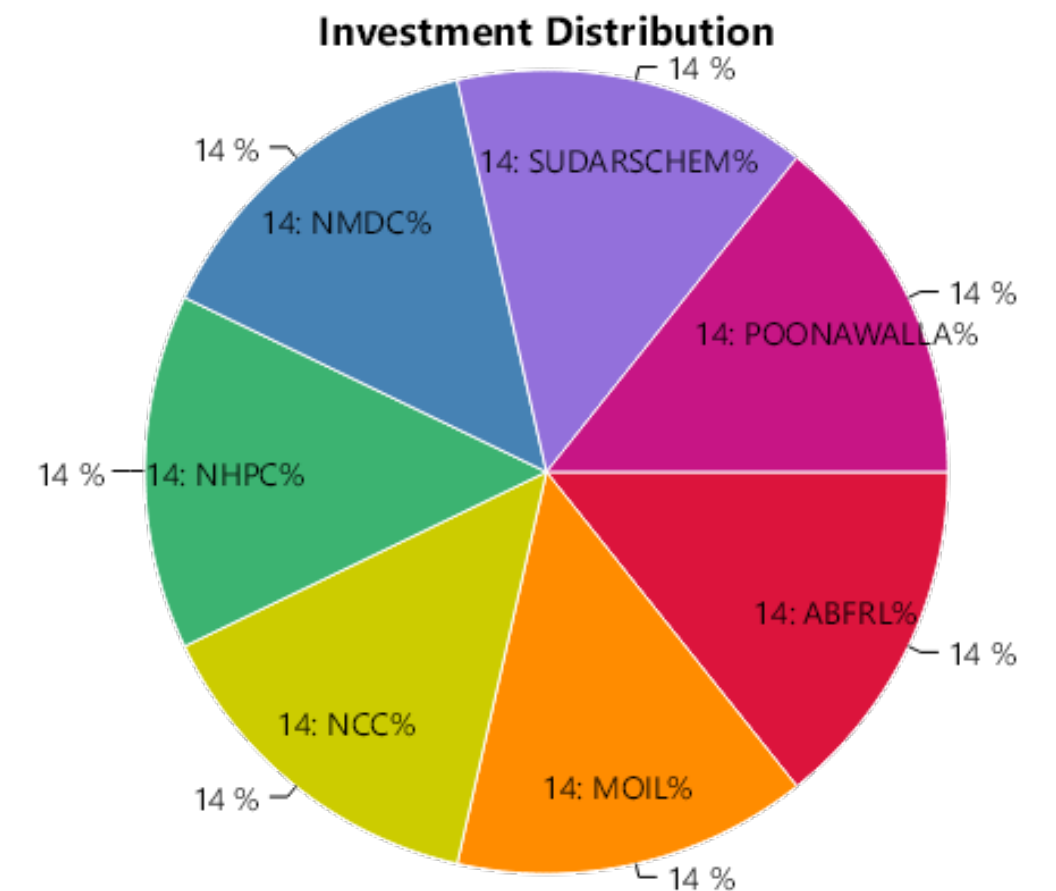
\*\* Includes unrealized gains for open stocks, if any.

## STOCK WISE PERFORMANCE SUMMARY

Sr No.	Stock Name	Status	Amount Invested*	Sale Proceeds*	Profit/(Loss)**	%Return
1	ABFRL	Profit	99632.22	102000.91	2368.69	2.38%
2	MOIL	Profit	99096.73	101607.89	2511.16	2.53%
3	NCC	Profit	99589.87	102302.65	2712.78	2.72%
4	NHPC	Profit	99749.61	102272.83	2523.22	2.53%
5	NMDC	Profit	98968.30	101974.89	3006.59	3.04%
6	SUDARSCHEM	Profit	99486.90	111288.46	11801.56	11.86%
7	POONAWALLA	Loss	99508.25	77049.85	-22458.40	-22.57%
<b>Total</b>			<b>696031.88</b>	<b>698497.48</b>	<b>2465.60</b>	<b>0.35%</b>

## OVERALL PERFORMANCE SUMMARY

Amount Invested	Sale Proceeds	Profit/(Loss)	%Return
696031.88	698497.48	2465.60	0.35%



\* We have considered the market value for open stocks as on the previous day prior to the report for open stocks.

\*\* Includes unrealized gains for open stocks, if any.

## STOCK WISE PERFORMANCE SUMMARY

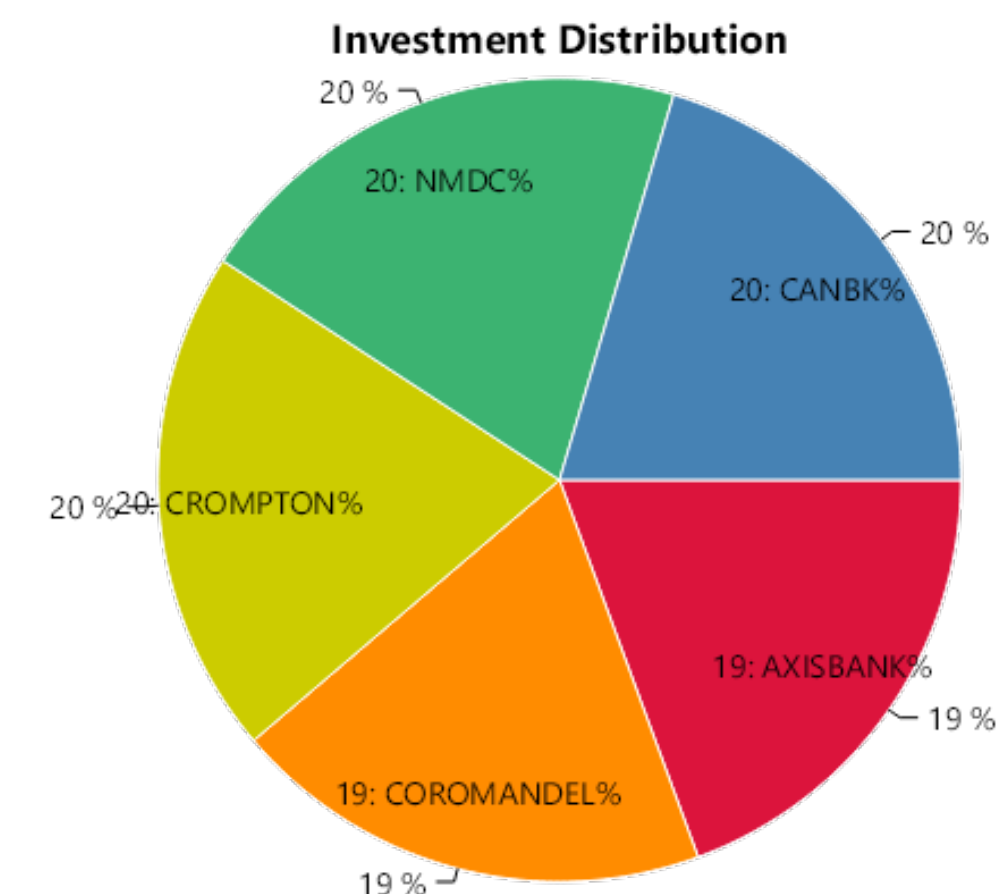
Sr No.	Stock Name	Status	Amount Invested*	Sale Proceeds*	Profit/(Loss)**	%Return
1	AXISBANK	Profit	98583.02	102496.10	3913.08	3.97%
2	COROMANDEL	Profit	99163.47	102544.03	3380.56	3.41%
3	CROMPTON	Profit	99797.65	103037.51	3239.86	3.25%
4	NMDC	Profit	99695.09	102937.13	3242.04	3.25%
5	CMSINFO	Out of range	0.00	0.00	0.00	0%
6	CANBK	Loss	99364.68	76839.55	-22525.13	-22.67%
<b>Total</b>			<b>496603.91</b>	<b>487854.32</b>	<b>-8749.59</b>	<b>-1.76%</b>

## OVERALL PERFORMANCE SUMMARY

Amount Invested	Sale Proceeds	Profit/(Loss)	%Return
496603.91	487854.32	-8749.59	-1.76%

\* We have considered the market value for open stocks as on the previous day prior to the report for open stocks.

\*\* Includes unrealized gains for open stocks, if any.



## STOCK WISE PERFORMANCE SUMMARY

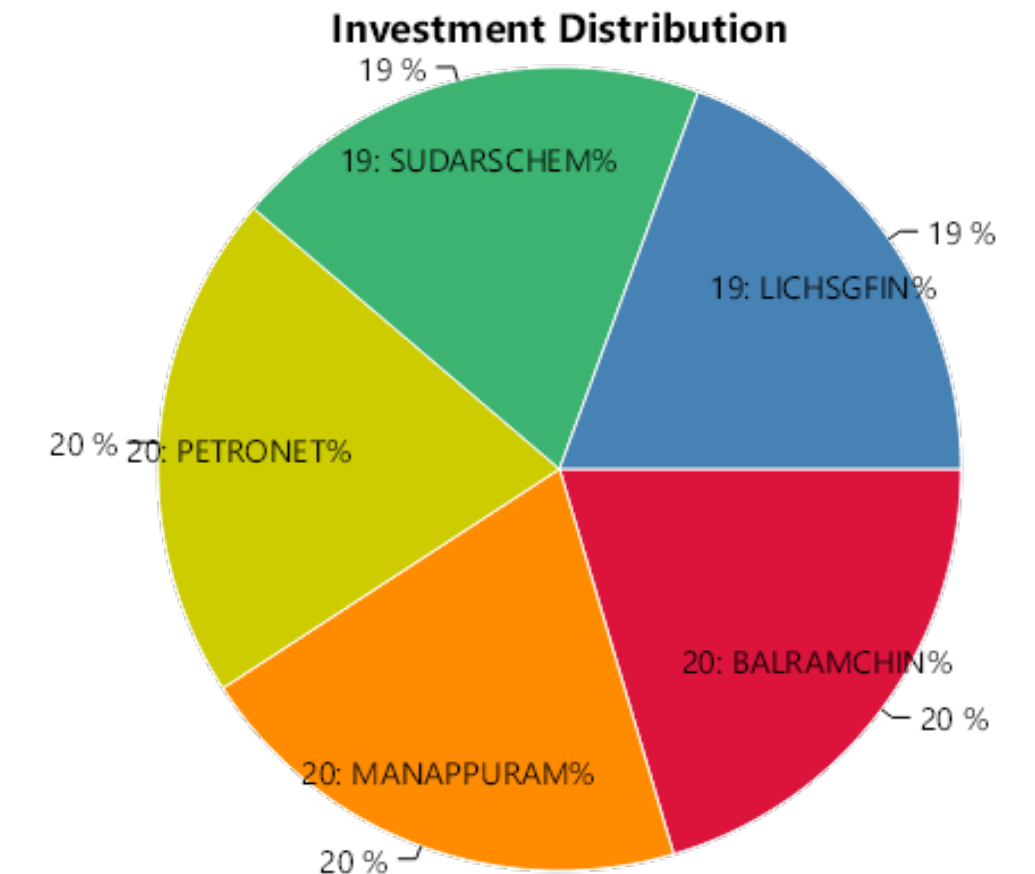
Sr No.	Stock Name	Status	Amount Invested*	Sale Proceeds*	Profit/(Loss)**	%Return
1	BALRAMCHIN	Profit	85523.74	87803.65	2279.91	2.67%
2	MANAPPURAM	Profit	85538.45	88074.33	2535.88	2.96%
3	PETRONET	Profit	85278.93	88016.78	2737.85	3.21%
4	SUDARSCHEM	Profit	84742.78	88466.00	3723.22	4.39%
5	CMSINFO	Out of range	0.00	0.00	0.00	0%
6	LICHSGFIN	Loss	84797.90	66289.50	-18508.40	-21.83%
<b>Total</b>			<b>425881.80</b>	<b>418650.26</b>	<b>-7231.54</b>	<b>-1.70%</b>

## OVERALL PERFORMANCE SUMMARY

Amount Invested	Sale Proceeds	Profit/(Loss)	%Return
425881.80	418650.26	-7231.54	-1.70%

\* We have considered the market value for open stocks as on the previous day prior to the report for open stocks.

\*\* Includes unrealized gains for open stocks, if any.

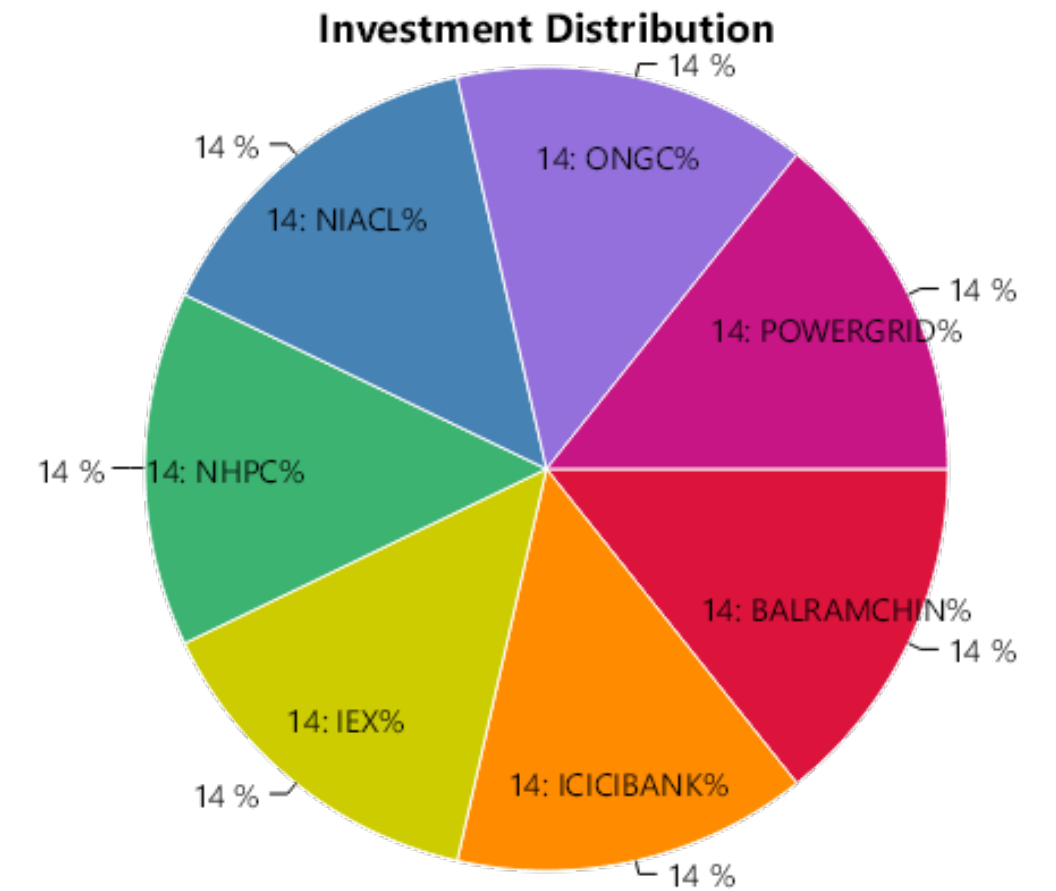


## STOCK WISE PERFORMANCE SUMMARY

Sr No.	Stock Name	Status	Amount Invested*	Sale Proceeds*	Profit/(Loss)**	%Return
1	BALRAMCHIN	Profit	85186.45	90725.86	5539.41	6.50%
2	ICICIBANK	Profit	85552.71	90748.08	5195.37	6.07%
3	IEX	Profit	85202.67	91573.38	6370.71	7.48%
4	NHPC	Loss	85478.42	69298.77	-16179.65	-18.93%
5	NIACL	Loss	84964.73	67741.83	-17222.90	-20.27%
6	ONGC	Loss	85288.49	69803.72	-15484.77	-18.16%
7	POWERGRID	Loss	85507.53	68814.58	-16692.95	-19.52%
<b>Total</b>			<b>597181.00</b>	<b>548706.22</b>	<b>-48474.78</b>	<b>-8.12%</b>

## OVERALL PERFORMANCE SUMMARY

Amount Invested	Sale Proceeds	Profit/(Loss)	%Return
597181.00	548706.22	-48474.78	-8.12%



\* We have considered the market value for open stocks as on the previous day prior to the report for open stocks.

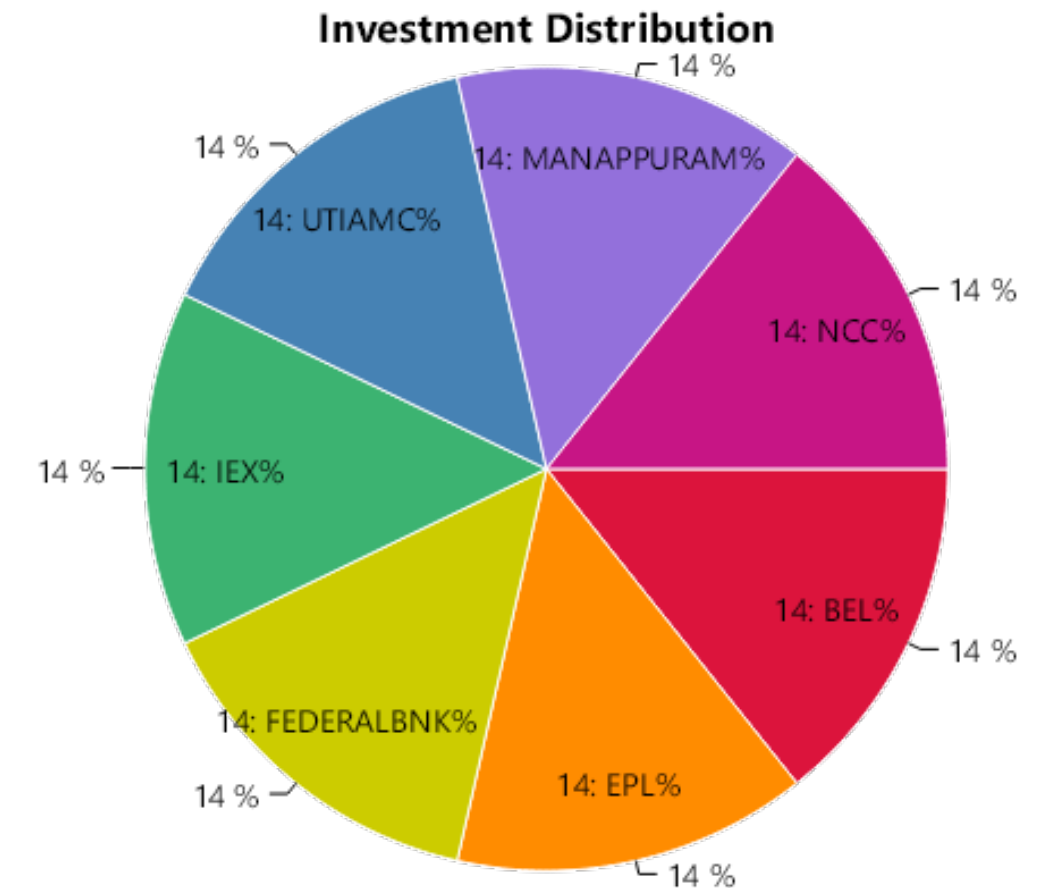
\*\* Includes unrealized gains for open stocks, if any.

## STOCK WISE PERFORMANCE SUMMARY

Sr No.	Stock Name	Status	Amount Invested*	Sale Proceeds*	Profit/(Loss)**	%Return
1	BEL	Profit	101380.00	104721.34	3341.34	3.30%
2	EPL	Profit	101886.64	105547.21	3660.57	3.59%
3	FEDERALBNK	Profit	101560.89	104713.80	3152.91	3.10%
4	IEX	Profit	101776.97	104978.06	3201.09	3.15%
5	UTIAMC	Profit	101929.73	105417.03	3487.30	3.42%
6	MANAPPURAM	Loss	101769.70	79216.32	-22553.38	-22.16%
7	NCC	Loss	101779.03	79010.42	-22768.61	-22.37%
<b>Total</b>			<b>712082.96</b>	<b>683604.18</b>	<b>-28478.78</b>	<b>-4.00%</b>

## OVERALL PERFORMANCE SUMMARY

Amount Invested	Sale Proceeds	Profit/(Loss)	%Return
712082.96	683604.18	-28478.78	-4.00%



\* We have considered the market value for open stocks as on the previous day prior to the report for open stocks.

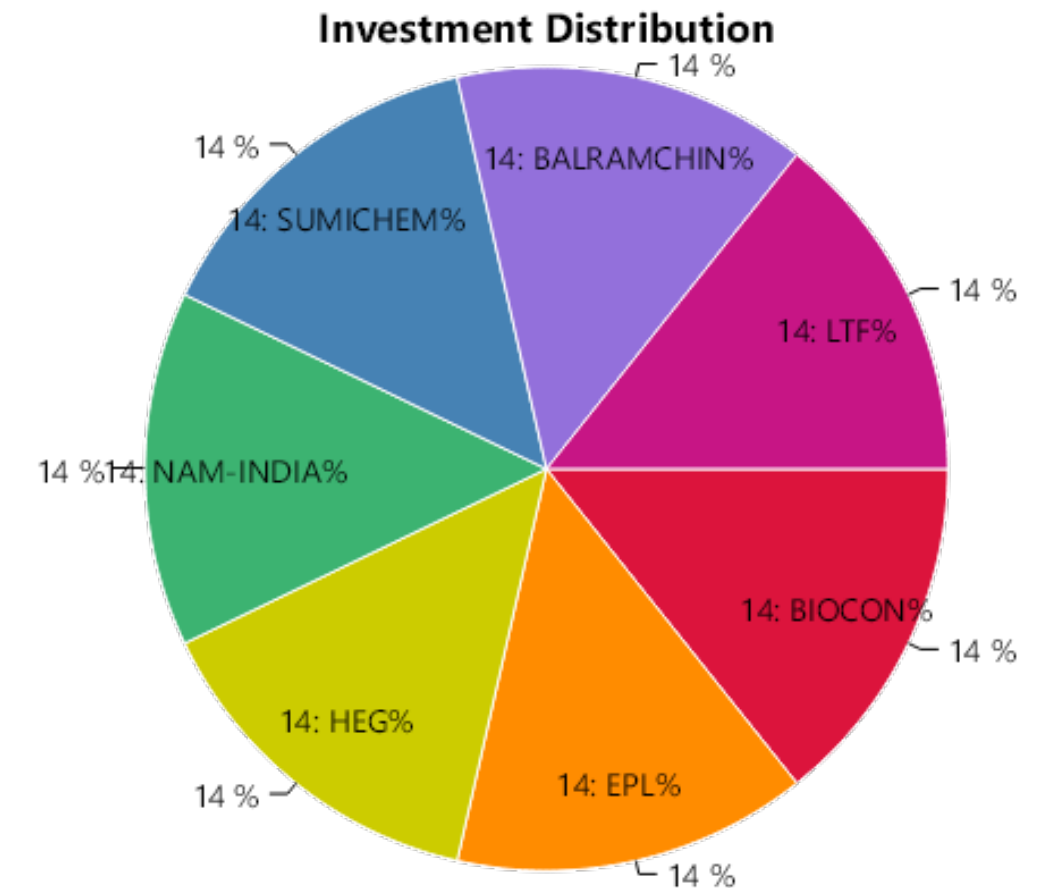
\*\* Includes unrealized gains for open stocks, if any.

## STOCK WISE PERFORMANCE SUMMARY

Sr No.	Stock Name	Status	Amount Invested*	Sale Proceeds*	Profit/(Loss)**	%Return
1	BIOCON	Profit	84976.85	87737.25	2760.40	3.25%
2	EPL	Profit	85735.98	87844.03	2108.05	2.46%
3	HEG	Profit	85208.20	88158.00	2949.80	3.46%
4	NAM-INDIA	Profit	85888.00	88543.51	2655.51	3.09%
5	SUMICHEM	Profit	85424.49	87973.50	2549.01	2.98%
6	BALRAMCHIN	Loss	85072.83	66549.71	-18523.12	-21.77%
7	LTF	Loss	85142.86	67021.07	-18121.79	-21.28%
<b>Total</b>			<b>597449.21</b>	<b>573827.07</b>	<b>-23622.14</b>	<b>-3.95%</b>

## OVERALL PERFORMANCE SUMMARY

Amount Invested	Sale Proceeds	Profit/(Loss)	%Return
597449.21	573827.07	-23622.14	-3.95%



\* We have considered the market value for open stocks as on the previous day prior to the report for open stocks.

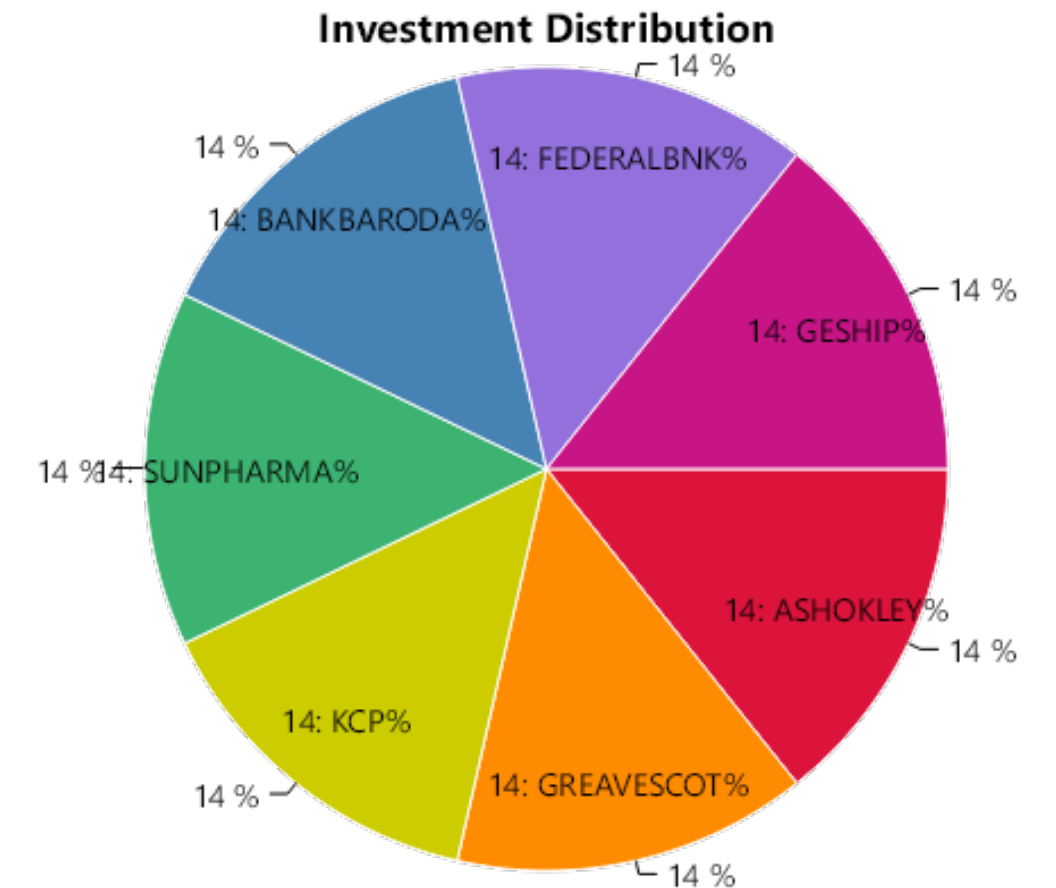
\*\* Includes unrealized gains for open stocks, if any.

## STOCK WISE PERFORMANCE SUMMARY

Sr No.	Stock Name	Status	Amount Invested*	Sale Proceeds*	Profit/(Loss)**	%Return
1	ASHOKLEY	Profit	56785.68	58865.50	2079.82	3.66%
2	GREAVESCOT	Profit	56848.87	59249.19	2400.32	4.22%
3	KCP	Profit	56480.38	59521.45	3041.07	5.38%
4	SUNPHARMA	Profit	56353.04	56606.62	253.58	0.45%
5	BANKBARODA	Open	56586.93	64974.00	8387.07	14.82%
6	FEDERALBNK	Loss	56613.88	53497.20	-3116.68	-5.51%
7	GESHIP	Loss	55584.21	43915.62	-11668.59	-20.99%
<b>Total</b>			<b>395252.99</b>	<b>396629.58</b>	<b>1376.59</b>	<b>0.35%</b>

## OVERALL PERFORMANCE SUMMARY

Amount Invested	Sale Proceeds	Profit/(Loss)	%Return
395252.99	396629.58	1376.59	0.35%



\* We have considered the market value for open stocks as on the previous day prior to the report for open stocks.

\*\* Includes unrealized gains for open stocks, if any.

## STOCK WISE PERFORMANCE SUMMARY

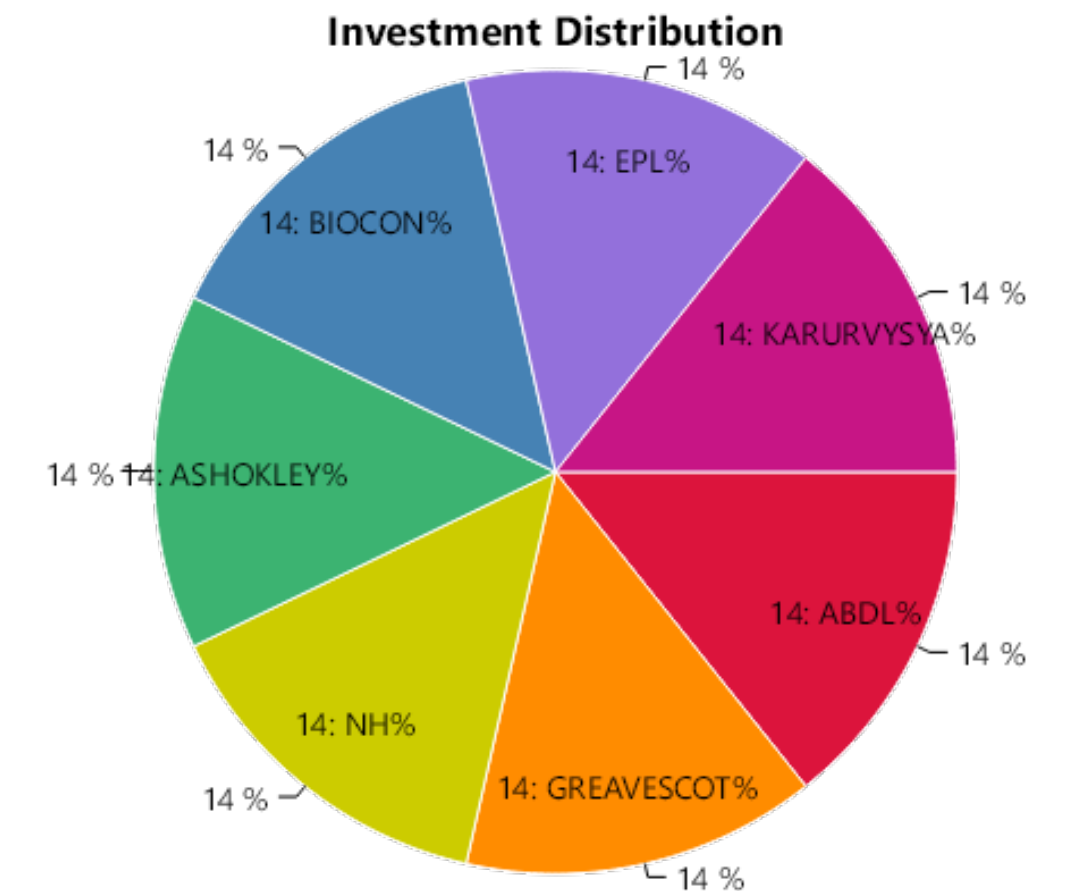
Sr No.	Stock Name	Status	Amount Invested*	Sale Proceeds*	Profit/(Loss)**	%Return
1	ABDL	Profit	56730.96	59331.68	2600.72	4.58%
2	GREAVESCOT	Profit	56865.82	69508.25	12642.43	22.23%
3	NH	Profit	56786.52	59411.52	2625.00	4.62%
4	ASHOKLEY	Loss	56550.62	56251.50	-299.12	-0.53%
5	BIOCON	Loss	56647.50	45297.00	-11350.50	-20.04%
6	EPL	Loss	56713.25	44285.45	-12427.80	-21.91%
7	KARURVYSYA	Loss	56632.11	44307.20	-12324.91	-21.76%
<b>Total</b>			<b>396926.78</b>	<b>378392.60</b>	<b>-18534.18</b>	<b>-4.67%</b>

## OVERALL PERFORMANCE SUMMARY

Amount Invested	Sale Proceeds	Profit/(Loss)	%Return
396926.78	378392.60	-18534.18	-4.67%

\* We have considered the market value for open stocks as on the previous day prior to the report for open stocks.

\*\* Includes unrealized gains for open stocks, if any.



## Contact Details

 LKP Securities Ltd, SPIP Division

 91 22 66351336 / 91 22 66351337     [spip@lkpsec.com](mailto:spip@lkpsec.com)

 Registered Office: 203, Embassy Centre, Nariman Point, Mumbai - 400021.

 Registered Office: 2nd Floor, Gala Impecca, Andheri Kurla Road, Near Hotel Courtyard Marriott, Chakala, Andheri (East), Mumbai-400059.

## Compliance & Grievance Officer

 Mr. Ritesh Tiwari

 022-6635 1234

 [ho\\_compliance@lkpsec.com](mailto:ho_compliance@lkpsec.com)

**Disclaimer & Disclosure :** LKP Securities Ltd. (CIN-U67120MH1994PLC080039, www.Lkpsec.com) and its affiliates are a full- fledged, brokerage and financing group. LKP Securities Ltd is a SEBI registered Research Analyst with registration number INH000001758. LKP is a corporate trading member of Bombay Stock Exchange Limited (BSE), National Stock Exchange of India Limited (NSE) and Metropolitan Stock Exchange of India Limited (MSEI). LKP along with its subsidiaries offers the most comprehensive avenues for investments and is engaged in the businesses including stock broking (Institutional and retail), merchant banking, commodity broking, depository participant rendered in connection with distribution of primary market issues and financial products like mutual funds etc.

LKP offers research services to clients. The analyst for this report certifies that all of the views expressed in this report accurately reflect his or her personal views about the subject company or companies and its or their securities, and no part of his or her compensation was, is or will be, directly or indirectly related to specific recommendations or views expressed in this report.

Further, the information in the document has been printed on the basis of publicly available information; internal data and other sources believed to be true and are for general guidance only but which may have not been verified independently. While every effort is made to ensure the accuracy and completeness of information contained, the company takes no responsibility and assumes no liability for any error/ omission or accuracy of the information. Recipients of this material should rely on their own judgments and conclusions from relevant sources before making any investment. The investments discussed or recommended in this report may not be suitable for all investors. Opinion expressed is the current opinion as of the date appearing on the material only. Value of the investments referred to in this material are subject to volatility. Past performance is not a guide for future performance. Investment in securities market are subject to market risks. Read all the related documents carefully before investing. Registration granted by SEBI and certification from NISM in no way guarantee performance of the intermediary or provide any assurance of returns to investors. These securities quoted are for illustration only and are not recommendatory.

Mr. S. Ranganathan (Advisor) - SEBI Registration No-INH2200252399,  
Mr. Kunal Bothra (Research Analyst) - SEBI Registered No. INH000005263



**THANK YOU**