

SPIP Performance Report 2024-2025

Client Name : BHAVANA YOGESH SUTHAR

Client Code : RA001383

Date : 23/12/2025



Sr No.	Month	Amount Invested	Sale Proceeds*	Profit/(Loss)**	%Return
1	May-2024	290855.33	294521.67	3666.34	1.26%
2	Jun-2024	207537.31	205588.70	-1948.61	-0.94%
3	Jul-2024	205300.58	203163.66	-2136.92	-1.04%
4	Aug-2024	235574.76	216083.62	-19491.14	-8.27%
5	Sep-2024	187808.77	182247.87	-5560.90	-2.96%
6	Oct-2024	90599.07	88739.47	-1859.60	-2.05%

* We have considered the market value for open stocks as on the previous day prior to the report for open stocks.

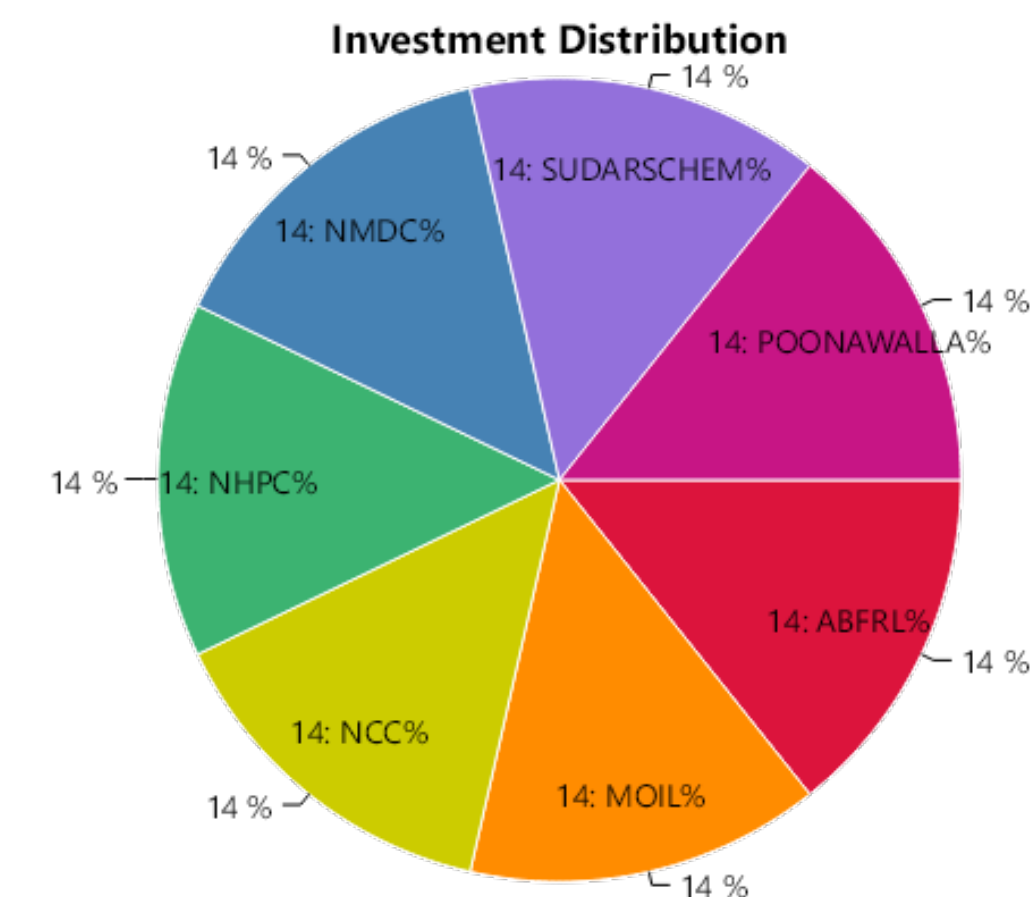
** Includes unrealized gains for open stocks, if any.

STOCK WISE PERFORMANCE SUMMARY

Sr No.	Stock Name	Status	Amount Invested*	Sale Proceeds*	Profit/(Loss)**	%Return
1	ABFRL	Profit	41653.18	43056.02	1402.84	3.37%
2	MOIL	Profit	41608.15	43058.89	1450.74	3.49%
3	NCC	Profit	41705.03	43213.86	1508.83	3.62%
4	NHPC	Profit	41883.00	43297.02	1414.02	3.38%
5	NMDC	Profit	41308.91	42995.75	1686.84	4.08%
6	SUDARSCHEM	Profit	41282.51	46563.59	5281.08	12.79%
7	POONAWALLA	Loss	41414.55	32336.54	-9078.01	-21.92%
Total			290855.33	294521.67	3666.34	1.26%

OVERALL PERFORMANCE SUMMARY

Amount Invested	Sale Proceeds	Profit/(Loss)	%Return
290855.33	294521.67	3666.34	1.26%



* We have considered the market value for open stocks as on the previous day prior to the report for open stocks.

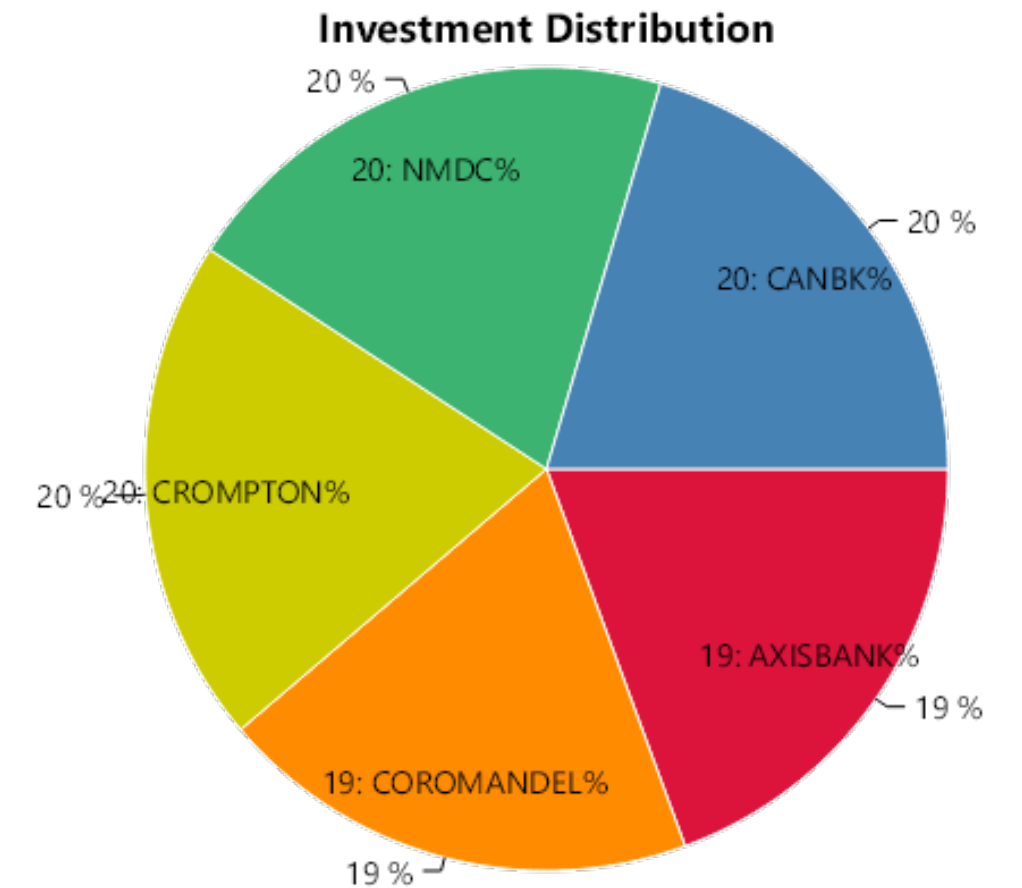
** Includes unrealized gains for open stocks, if any.

STOCK WISE PERFORMANCE SUMMARY

Sr No.	Stock Name	Status	Amount Invested*	Sale Proceeds*	Profit/(Loss)**	%Return
1	AXISBANK	Profit	41400.50	43400.81	2000.31	4.83%
2	COROMANDEL	Profit	40913.48	42662.01	1748.53	4.27%
3	CROMPTON	Profit	41784.08	43498.01	1713.93	4.10%
4	NMDC	Profit	41818.71	43541.97	1723.26	4.12%
5	CMSINFO	Out of range	0.00	0.00	0.00	0%
6	CANBK	Loss	41620.54	32485.90	-9134.64	-21.95%
Total			207537.31	205588.70	-1948.61	-0.94%

OVERALL PERFORMANCE SUMMARY

Amount Invested	Sale Proceeds	Profit/(Loss)	%Return
207537.31	205588.70	-1948.61	-0.94%



* We have considered the market value for open stocks as on the previous day prior to the report for open stocks.

** Includes unrealized gains for open stocks, if any.

STOCK WISE PERFORMANCE SUMMARY

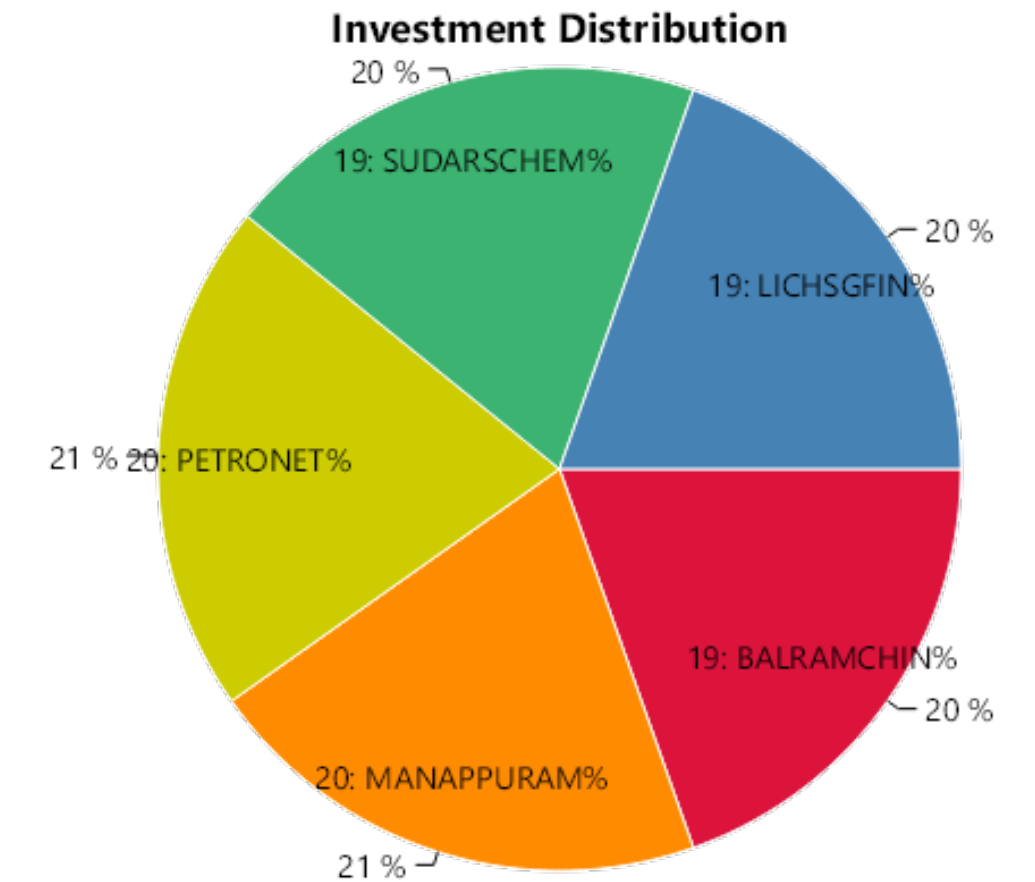
Sr No.	Stock Name	Status	Amount Invested*	Sale Proceeds*	Profit/(Loss)**	%Return
1	BALRAMCHIN	Profit	41057.49	42504.84	1447.35	3.53%
2	MANAPPURAM	Profit	41118.69	42689.72	1571.03	3.82%
3	PETRONET	Profit	41126.21	42805.21	1679.00	4.08%
4	SUDARSCHEM	Profit	40980.21	42831.39	1851.18	4.52%
5	CMSINFO	Out of range	0.00	0.00	0.00	0%
6	LICHSGFIN	Loss	41017.98	32332.50	-8685.48	-21.17%
Total			205300.58	203163.66	-2136.92	-1.04%

OVERALL PERFORMANCE SUMMARY

Amount Invested	Sale Proceeds	Profit/(Loss)	%Return
205300.58	203163.66	-2136.92	-1.04%

* We have considered the market value for open stocks as on the previous day prior to the report for open stocks.

** Includes unrealized gains for open stocks, if any.

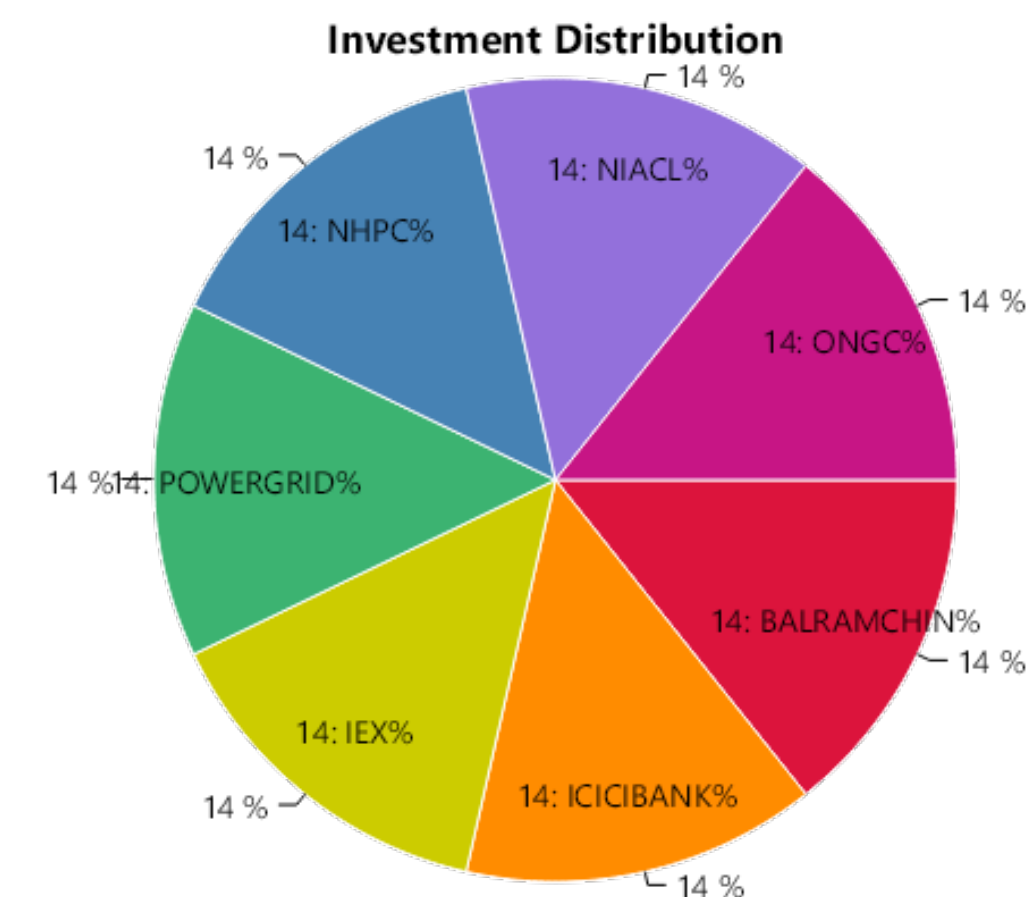


STOCK WISE PERFORMANCE SUMMARY

Sr No.	Stock Name	Status	Amount Invested*	Sale Proceeds*	Profit/(Loss)**	%Return
1	BALRAMCHIN	Profit	33651.16	36136.29	2485.13	7.38%
2	ICICIBANK	Profit	33136.11	35415.24	2279.13	6.88%
3	IEX	Profit	33676.01	36491.91	2815.90	8.36%
4	POWERGRID	Open	33642.40	25440.00	-8202.40	-24.38%
5	NHPC	Loss	33870.62	27684.95	-6185.67	-18.26%
6	NIACL	Loss	33750.31	27032.99	-6717.32	-19.90%
7	ONGC	Loss	33848.15	27882.24	-5965.91	-17.63%
Total			235574.76	216083.62	-19491.14	-8.27%

OVERALL PERFORMANCE SUMMARY

Amount Invested	Sale Proceeds	Profit/(Loss)	%Return
235574.76	216083.62	-19491.14	-8.27%



* We have considered the market value for open stocks as on the previous day prior to the report for open stocks.

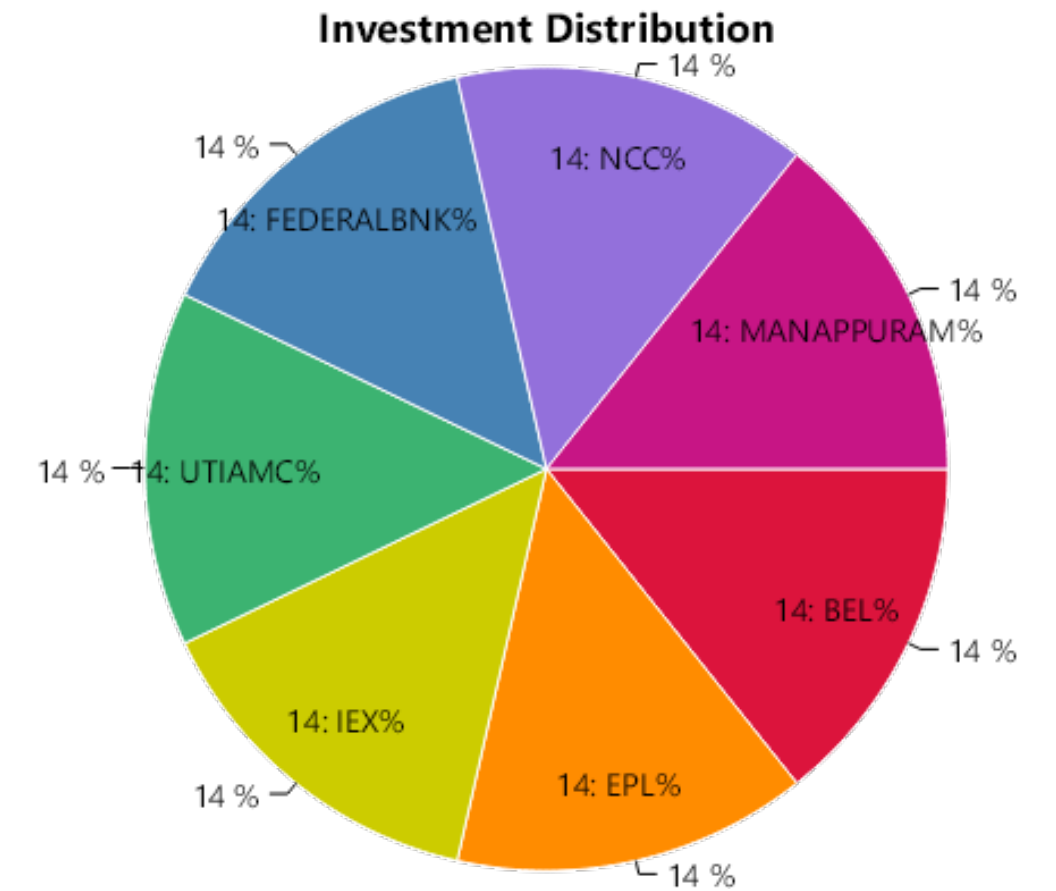
** Includes unrealized gains for open stocks, if any.

STOCK WISE PERFORMANCE SUMMARY

Sr No.	Stock Name	Status	Amount Invested*	Sale Proceeds*	Profit/(Loss)**	%Return
1	BEL	Profit	26681.09	27789.22	1108.13	4.15%
2	EPL	Profit	26822.58	27998.84	1176.26	4.39%
3	IEX	Profit	26891.63	27968.03	1076.40	4.00%
4	UTIAMC	Profit	26836.78	27966.85	1130.07	4.21%
5	FEDERALBNK	Open	26772.28	36335.25	9562.97	35.72%
6	NCC	Open	26878.68	12996.97	-13881.71	-51.65%
7	MANAPPURAM	Loss	26925.73	21192.71	-5733.02	-21.29%
Total			187808.77	182247.87	-5560.90	-2.96%

OVERALL PERFORMANCE SUMMARY

Amount Invested	Sale Proceeds	Profit/(Loss)	%Return
187808.77	182247.87	-5560.90	-2.96%



* We have considered the market value for open stocks as on the previous day prior to the report for open stocks.

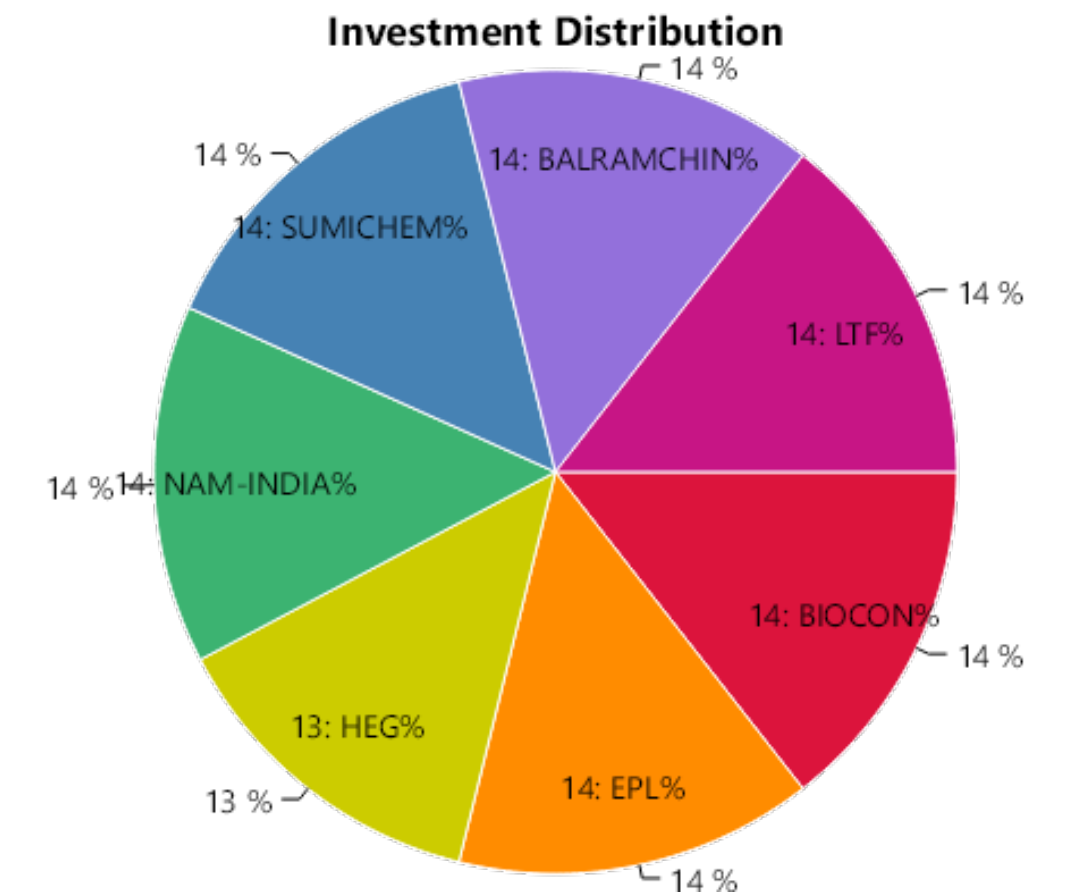
** Includes unrealized gains for open stocks, if any.

STOCK WISE PERFORMANCE SUMMARY

Sr No.	Stock Name	Status	Amount Invested*	Sale Proceeds*	Profit/(Loss)**	%Return
1	BIOCON	Profit	13273.38	13862.42	589.04	4.44%
2	EPL	Profit	13046.20	13869.19	822.99	6.31%
3	HEG	Profit	11878.60	12638.30	759.70	6.40%
4	NAM-INDIA	Profit	13298.20	13892.43	594.23	4.47%
5	SUMICHEM	Profit	13329.36	13857.23	527.87	3.96%
6	BALRAMCHIN	Loss	12780.79	10077.30	-2703.49	-21.15%
7	LTF	Loss	12992.54	10542.60	-2449.94	-18.86%
Total			90599.07	88739.47	-1859.60	-2.05%

OVERALL PERFORMANCE SUMMARY

Amount Invested	Sale Proceeds	Profit/(Loss)	%Return
90599.07	88739.47	-1859.60	-2.05%



* We have considered the market value for open stocks as on the previous day prior to the report for open stocks.

** Includes unrealized gains for open stocks, if any.

Contact Details

 LKP Securities Ltd, SPIP Division

 91 22 66351336 / 91 22 66351337  spip@lkpsec.com

 Registered Office: 203, Embassy Centre, Nariman Point, Mumbai - 400021.

 Registered Office: 2nd Floor, Gala Impecca, Andheri Kurla Road, Near Hotel Courtyard Marriott, Chakala, Andheri (East), Mumbai-400059.

Compliance & Grievance Officer

 Mr. Ritesh Tiwari

 022-6635 1234

 ho_compliance@lkpsec.com

Disclaimer & Disclosure : LKP Securities Ltd. (CIN-U67120MH1994PLC080039, www.Lkpsec.com) and its affiliates are a full- fledged, brokerage and financing group. LKP Securities Ltd is a SEBI registered Research Analyst with registration number INH000001758. LKP is a corporate trading member of Bombay Stock Exchange Limited (BSE), National Stock Exchange of India Limited (NSE) and Metropolitan Stock Exchange of India Limited (MSEI). LKP along with its subsidiaries offers the most comprehensive avenues for investments and is engaged in the businesses including stock broking (Institutional and retail), merchant banking, commodity broking, depository participant rendered in connection with distribution of primary market issues and financial products like mutual funds etc.

LKP offers research services to clients. The analyst for this report certifies that all of the views expressed in this report accurately reflect his or her personal views about the subject company or companies and its or their securities, and no part of his or her compensation was, is or will be, directly or indirectly related to specific recommendations or views expressed in this report.

Further, the information in the document has been printed on the basis of publicly available information; internal data and other sources believed to be true and are for general guidance only but which may have not been verified independently. While every effort is made to ensure the accuracy and completeness of information contained, the company takes no responsibility and assumes no liability for any error/ omission or accuracy of the information. Recipients of this material should rely on their own judgments and conclusions from relevant sources before making any investment. The investments discussed or recommended in this report may not be suitable for all investors. Opinion expressed is the current opinion as of the date appearing on the material only. Value of the investments referred to in this material are subject to volatility. Past performance is not a guide for future performance. Investment in securities market are subject to market risks. Read all the related documents carefully before investing. Registration granted by SEBI and certification from NISM in no way guarantee performance of the intermediary or provide any assurance of returns to investors. These securities quoted are for illustration only and are not recommendatory.

Mr. S. Ranganathan (Advisor) - SEBI Registration No-INH2200252399,
Mr. Kunal Bothra (Research Analyst) - SEBI Registered No. INH000005263



THANK YOU