

SPIP Performance Report 2024-2025

Client Name : USHA J MEHTA

Client Code : RA001389

Date : 23/12/2025



Sr No.	Month	Amount Invested	Sale Proceeds*	Profit/(Loss)**	%Return
1	May-2024	496364.49	500570.96	4206.47	0.85%
2	Jun-2024	334742.41	362198.16	27455.75	8.20%
3	Jul-2024	339508.41	335570.52	-3937.89	-1.16%
4	Aug-2024	407161.69	373376.70	-33784.99	-8.30%
5	Sep-2024	252793.58	275483.77	22690.19	8.98%
6	Oct-2024	178316.11	181569.93	3253.82	1.82%

* We have considered the market value for open stocks as on the previous day prior to the report for open stocks.

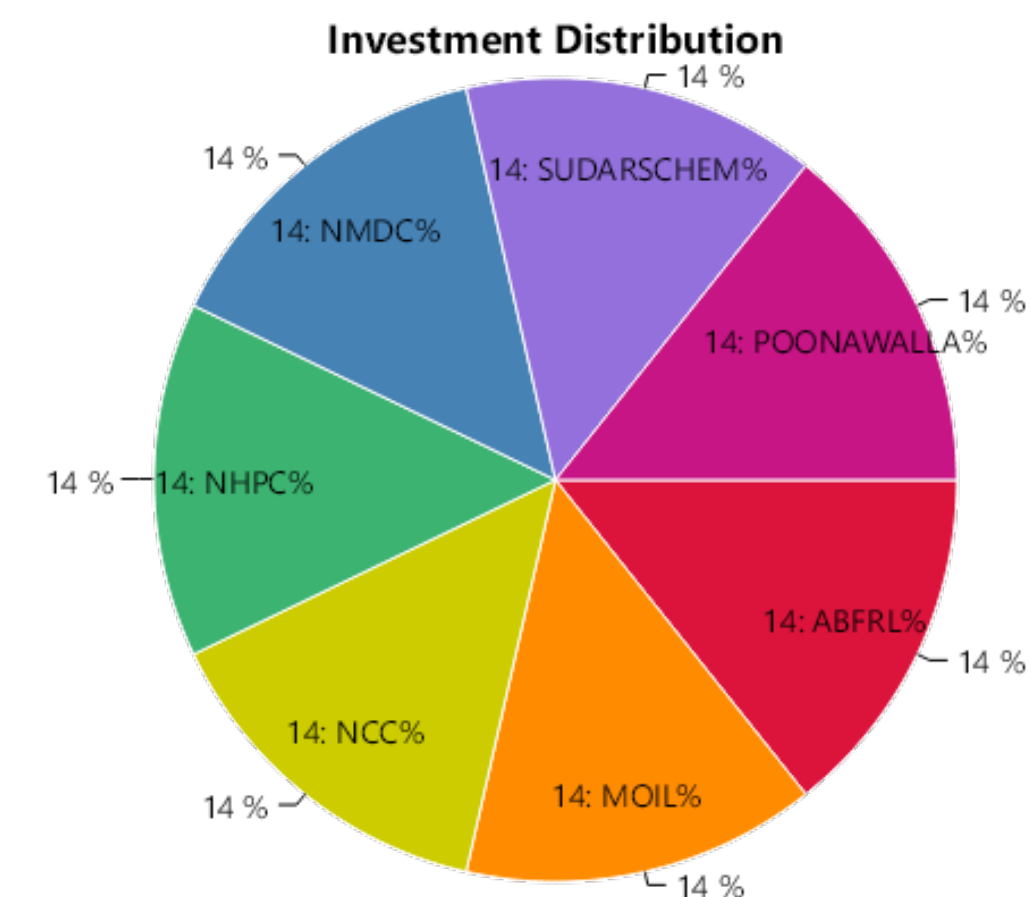
** Includes unrealized gains for open stocks, if any.

STOCK WISE PERFORMANCE SUMMARY

Sr No.	Stock Name	Status	Amount Invested*	Sale Proceeds*	Profit/(Loss)**	%Return
1	ABFRL	Profit	71109.58	73146.52	2036.94	2.86%
2	MOIL	Profit	70755.89	72882.38	2126.49	3.01%
3	NCC	Profit	71078.49	73357.70	2279.21	3.21%
4	NHPC	Profit	71041.11	73180.62	2139.51	3.01%
5	NMDC	Profit	70577.10	73131.08	2553.98	3.62%
6	SUDARSCHEM	Profit	70680.70	79439.74	8759.04	12.39%
7	POONAWALLA	Loss	71121.62	55432.92	-15688.70	-22.06%
Total			496364.49	500570.96	4206.47	0.85%

OVERALL PERFORMANCE SUMMARY

Amount Invested	Sale Proceeds	Profit/(Loss)	%Return
496364.49	500570.96	4206.47	0.85%



* We have considered the market value for open stocks as on the previous day prior to the report for open stocks.

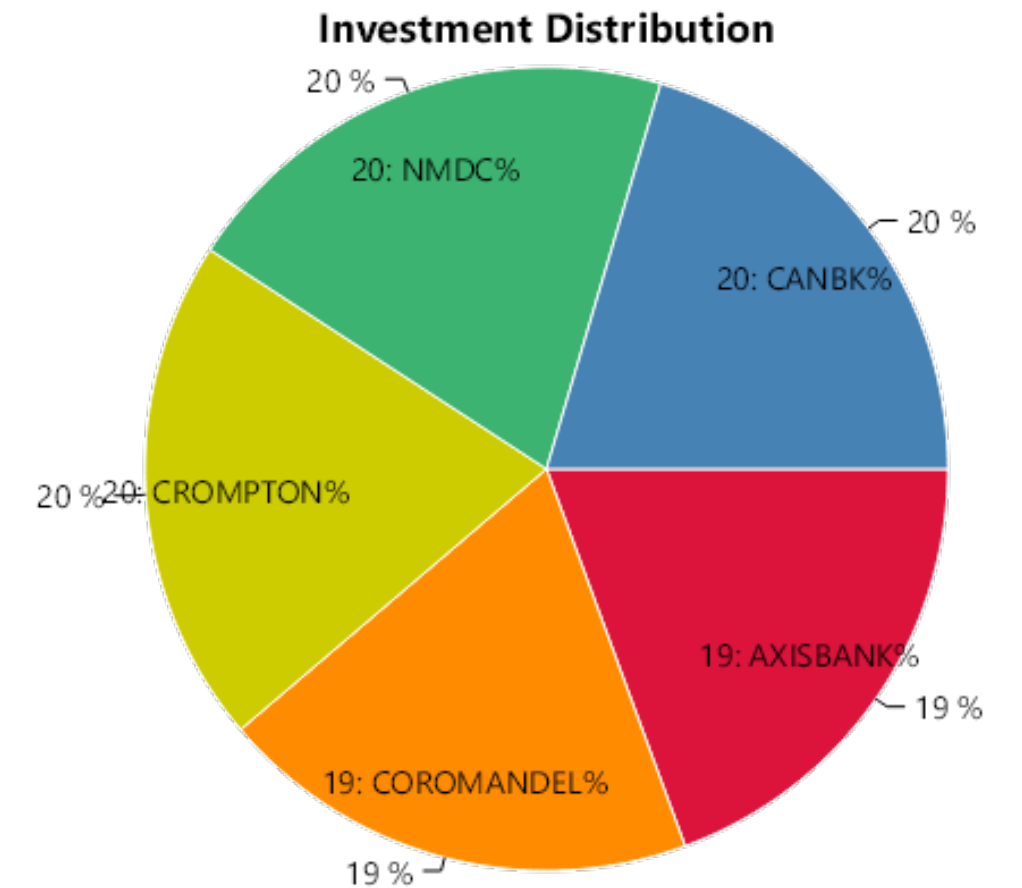
** Includes unrealized gains for open stocks, if any.

STOCK WISE PERFORMANCE SUMMARY

Sr No.	Stock Name	Status	Amount Invested*	Sale Proceeds*	Profit/(Loss)**	%Return
1	AXISBANK	Profit	66356.39	69318.11	2961.72	4.46%
2	COROMANDEL	Profit	66424.36	69019.42	2595.06	3.91%
3	CROMPTON	Profit	67459.76	69978.16	2518.40	3.73%
4	NMDC	Profit	67334.64	69864.77	2530.13	3.76%
5	CANBK	Open	67167.26	84017.70	16850.44	25.09%
6	CMSINFO	Out of range	0.00	0.00	0.00	0%
Total			334742.41	362198.16	27455.75	8.20%

OVERALL PERFORMANCE SUMMARY

Amount Invested	Sale Proceeds	Profit/(Loss)	%Return
334742.41	362198.16	27455.75	8.20%



* We have considered the market value for open stocks as on the previous day prior to the report for open stocks.

** Includes unrealized gains for open stocks, if any.

STOCK WISE PERFORMANCE SUMMARY

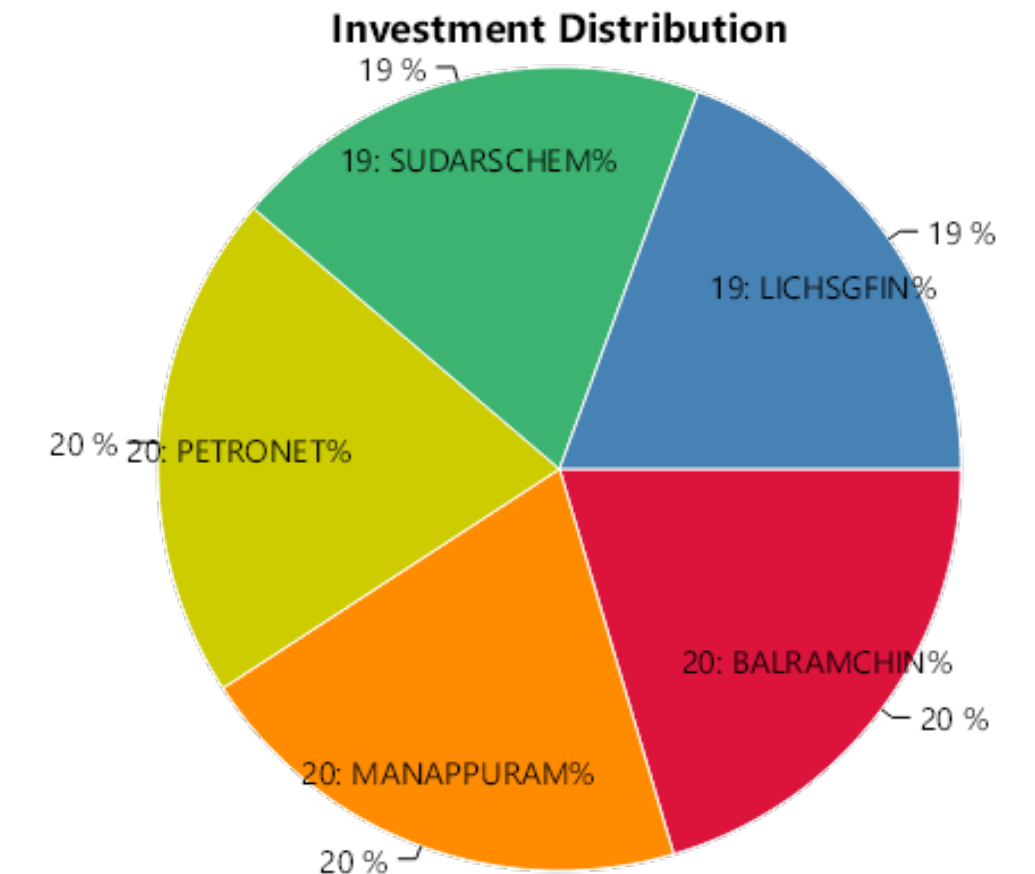
Sr No.	Stock Name	Status	Amount Invested*	Sale Proceeds*	Profit/(Loss)**	%Return
1	BALRAMCHIN	Profit	68258.14	70540.29	2282.15	3.34%
2	MANAPPURAM	Profit	68227.69	70711.91	2484.22	3.64%
3	PETRONET	Profit	67994.86	70645.94	2651.08	3.90%
4	SUDARSCHEM	Profit	67349.63	70419.13	3069.50	4.56%
5	CMSINFO	Out of range	0.00	0.00	0.00	0%
6	LICHSGFIN	Loss	67678.09	53253.25	-14424.84	-21.31%
Total			339508.41	335570.52	-3937.89	-1.16%

OVERALL PERFORMANCE SUMMARY

Amount Invested	Sale Proceeds	Profit/(Loss)	%Return
339508.41	335570.52	-3937.89	-1.16%

* We have considered the market value for open stocks as on the previous day prior to the report for open stocks.

** Includes unrealized gains for open stocks, if any.

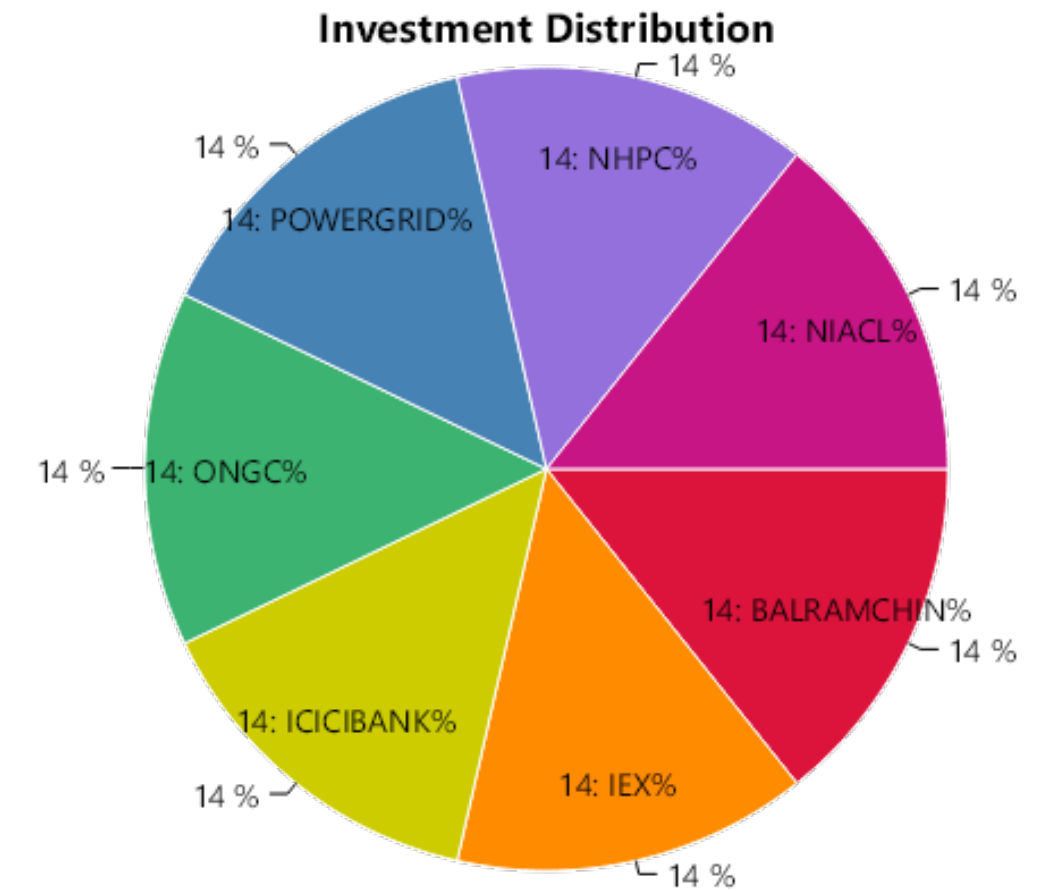


STOCK WISE PERFORMANCE SUMMARY

Sr No.	Stock Name	Status	Amount Invested*	Sale Proceeds*	Profit/(Loss)**	%Return
1	BALRAMCHIN	Profit	58296.27	62601.70	4305.43	7.39%
2	IEX	Profit	58047.97	62882.31	4834.34	8.33%
3	ICICIBANK	Open	57997.97	67056.50	9058.53	15.62%
4	ONGC	Open	58117.00	42620.76	-15496.24	-26.66%
5	POWERGRID	Open	58173.68	43990.00	-14183.68	-24.38%
6	NHPC	Loss	58349.75	47693.49	-10656.26	-18.26%
7	NIACL	Loss	58179.05	46531.94	-11647.11	-20.02%
Total			407161.69	373376.70	-33784.99	-8.30%

OVERALL PERFORMANCE SUMMARY

Amount Invested	Sale Proceeds	Profit/(Loss)	%Return
407161.69	373376.70	-33784.99	-8.30%



* We have considered the market value for open stocks as on the previous day prior to the report for open stocks.

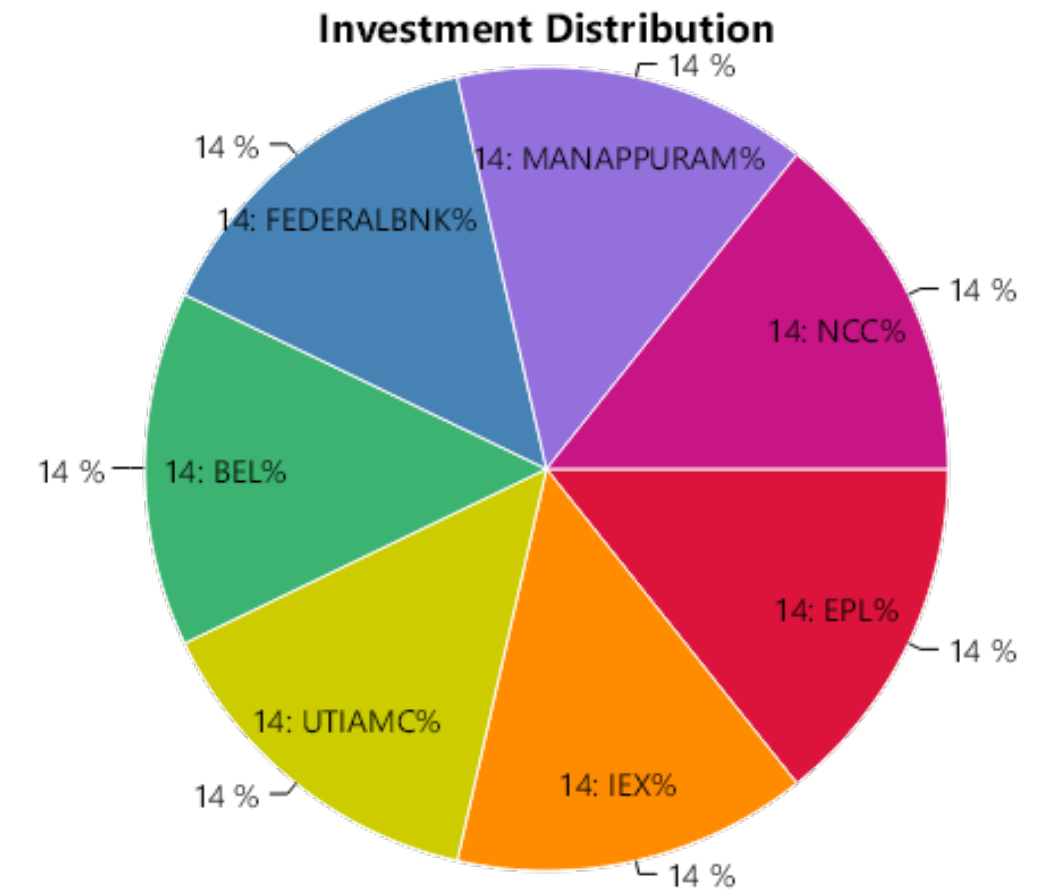
** Includes unrealized gains for open stocks, if any.

STOCK WISE PERFORMANCE SUMMARY

Sr No.	Stock Name	Status	Amount Invested*	Sale Proceeds*	Profit/(Loss)**	%Return
1	EPL	Profit	36184.80	37772.02	1587.22	4.39%
2	IEX	Profit	36199.89	37648.96	1449.07	4.00%
3	UTIAMC	Profit	36170.93	37694.45	1523.52	4.21%
4	BEL	Open	36080.03	47475.05	11395.02	31.58%
5	FEDERALBNK	Open	36092.62	48985.30	12892.68	35.72%
6	MANAPPURAM	Open	36119.50	48526.50	12407.00	34.35%
7	NCC	Open	35945.81	17381.49	-18564.32	-51.65%
Total			252793.58	275483.77	22690.19	8.98%

OVERALL PERFORMANCE SUMMARY

Amount Invested	Sale Proceeds	Profit/(Loss)	%Return
252793.58	275483.77	22690.19	8.98%



* We have considered the market value for open stocks as on the previous day prior to the report for open stocks.

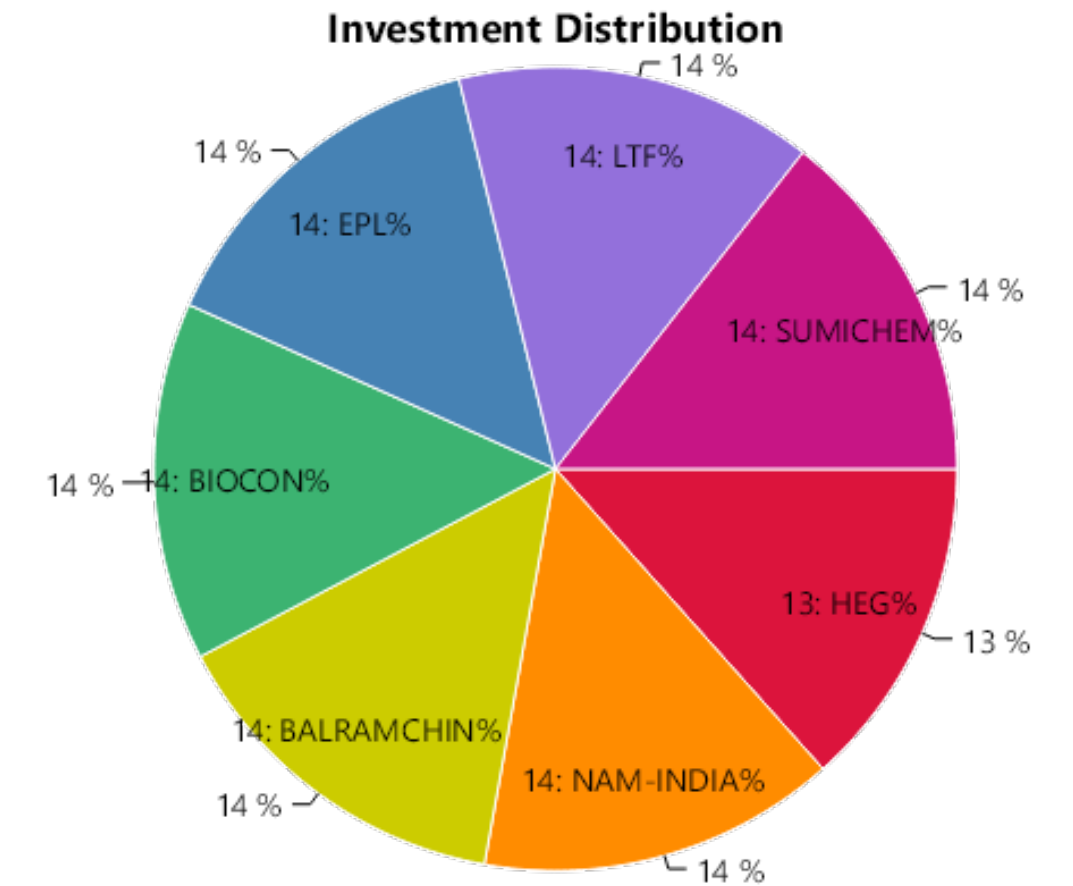
** Includes unrealized gains for open stocks, if any.

STOCK WISE PERFORMANCE SUMMARY

Sr No.	Stock Name	Status	Amount Invested*	Sale Proceeds*	Profit/(Loss)**	%Return
1	HEG	Profit	24260.50	25276.60	1016.10	4.19%
2	NAM-INDIA	Profit	25409.46	26395.18	985.72	3.88%
3	BALRAMCHIN	Open	25555.43	16759.90	-8795.53	-34.42%
4	BIOCON	Open	25600.40	28350.30	2749.90	10.74%
5	EPL	Open	26060.99	20782.25	-5278.74	-20.26%
6	LTF	Open	25835.39	43075.70	17240.31	66.73%
7	SUMICHEM	Open	25593.94	20930.00	-4663.94	-18.22%
Total			178316.11	181569.93	3253.82	1.82%

OVERALL PERFORMANCE SUMMARY

Amount Invested	Sale Proceeds	Profit/(Loss)	%Return
178316.11	181569.93	3253.82	1.82%



* We have considered the market value for open stocks as on the previous day prior to the report for open stocks.

** Includes unrealized gains for open stocks, if any.

Contact Details

 LKP Securities Ltd, SPIP Division

 91 22 66351336 / 91 22 66351337  spip@lkpsec.com

 Registered Office: 203, Embassy Centre, Nariman Point, Mumbai - 400021.

 Registered Office: 2nd Floor, Gala Impecca, Andheri Kurla Road, Near Hotel Courtyard Marriott, Chakala, Andheri (East), Mumbai-400059.

Compliance & Grievance Officer

 Mr. Ritesh Tiwari

 022-6635 1234

 ho_compliance@lkpsec.com

Disclaimer & Disclosure : LKP Securities Ltd. (CIN-U67120MH1994PLC080039, www.Lkpsec.com) and its affiliates are a full- fledged, brokerage and financing group. LKP Securities Ltd is a SEBI registered Research Analyst with registration number INH000001758. LKP is a corporate trading member of Bombay Stock Exchange Limited (BSE), National Stock Exchange of India Limited (NSE) and Metropolitan Stock Exchange of India Limited (MSEI). LKP along with its subsidiaries offers the most comprehensive avenues for investments and is engaged in the businesses including stock broking (Institutional and retail), merchant banking, commodity broking, depository participant rendered in connection with distribution of primary market issues and financial products like mutual funds etc.

LKP offers research services to clients. The analyst for this report certifies that all of the views expressed in this report accurately reflect his or her personal views about the subject company or companies and its or their securities, and no part of his or her compensation was, is or will be, directly or indirectly related to specific recommendations or views expressed in this report.

Further, the information in the document has been printed on the basis of publicly available information; internal data and other sources believed to be true and are for general guidance only but which may have not been verified independently. While every effort is made to ensure the accuracy and completeness of information contained, the company takes no responsibility and assumes no liability for any error/ omission or accuracy of the information. Recipients of this material should rely on their own judgments and conclusions from relevant sources before making any investment. The investments discussed or recommended in this report may not be suitable for all investors. Opinion expressed is the current opinion as of the date appearing on the material only. Value of the investments referred to in this material are subject to volatility. Past performance is not a guide for future performance. Investment in securities market are subject to market risks. Read all the related documents carefully before investing. Registration granted by SEBI and certification from NISM in no way guarantee performance of the intermediary or provide any assurance of returns to investors. These securities quoted are for illustration only and are not recommendatory.

Mr. S. Ranganathan (Advisor) - SEBI Registration No-INH2200252399,
Mr. Kunal Bothra (Research Analyst) - SEBI Registered No. INH000005263



THANK YOU