

SPIP Performance Report 2024-2025

Client Name : DHIREN HIRJI DHAROD

Client Code : RA001405

Date : 23/12/2025



Sr No.	Month	Amount Invested	Sale Proceeds*	Profit/(Loss)**	%Return
1	May-2024	295795.34	299763.37	3968.03	1.34%
2	Jun-2024	190448.83	188670.77	-1778.06	-0.93%
3	Jul-2024	169259.23	167510.50	-1748.73	-1.03%
4	Aug-2024	255237.18	236185.04	-19052.14	-7.46%
5	Sep-2024	201536.89	195063.64	-6473.25	-3.21%
6	Oct-2024	129712.28	125398.46	-4313.82	-3.33%

* We have considered the market value for open stocks as on the previous day prior to the report for open stocks.

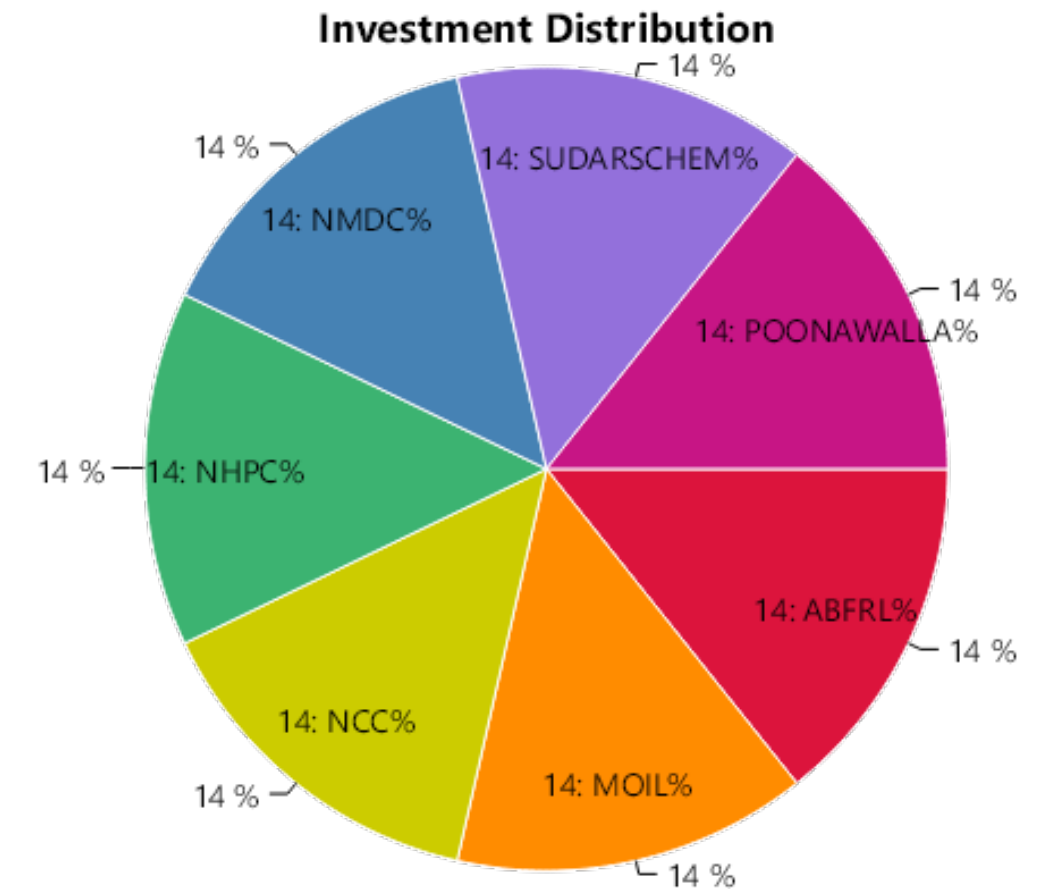
** Includes unrealized gains for open stocks, if any.

STOCK WISE PERFORMANCE SUMMARY

Sr No.	Stock Name	Status	Amount Invested*	Sale Proceeds*	Profit/(Loss)**	%Return
1	ABFRL	Profit	42486.86	43858.30	1371.44	3.23%
2	MOIL	Profit	41924.90	43526.03	1601.13	3.82%
3	NCC	Profit	42250.45	43989.94	1739.49	4.12%
4	NHPC	Profit	42591.06	44028.83	1437.77	3.38%
5	NMDC	Profit	42108.56	43844.35	1735.79	4.12%
6	SUDARSCHEM	Profit	42033.00	47409.69	5376.69	12.79%
7	POONAWALLA	Loss	42400.51	33106.23	-9294.28	-21.92%
Total			295795.34	299763.37	3968.03	1.34%

OVERALL PERFORMANCE SUMMARY

Amount Invested	Sale Proceeds	Profit/(Loss)	%Return
295795.34	299763.37	3968.03	1.34%



* We have considered the market value for open stocks as on the previous day prior to the report for open stocks.

** Includes unrealized gains for open stocks, if any.

STOCK WISE PERFORMANCE SUMMARY

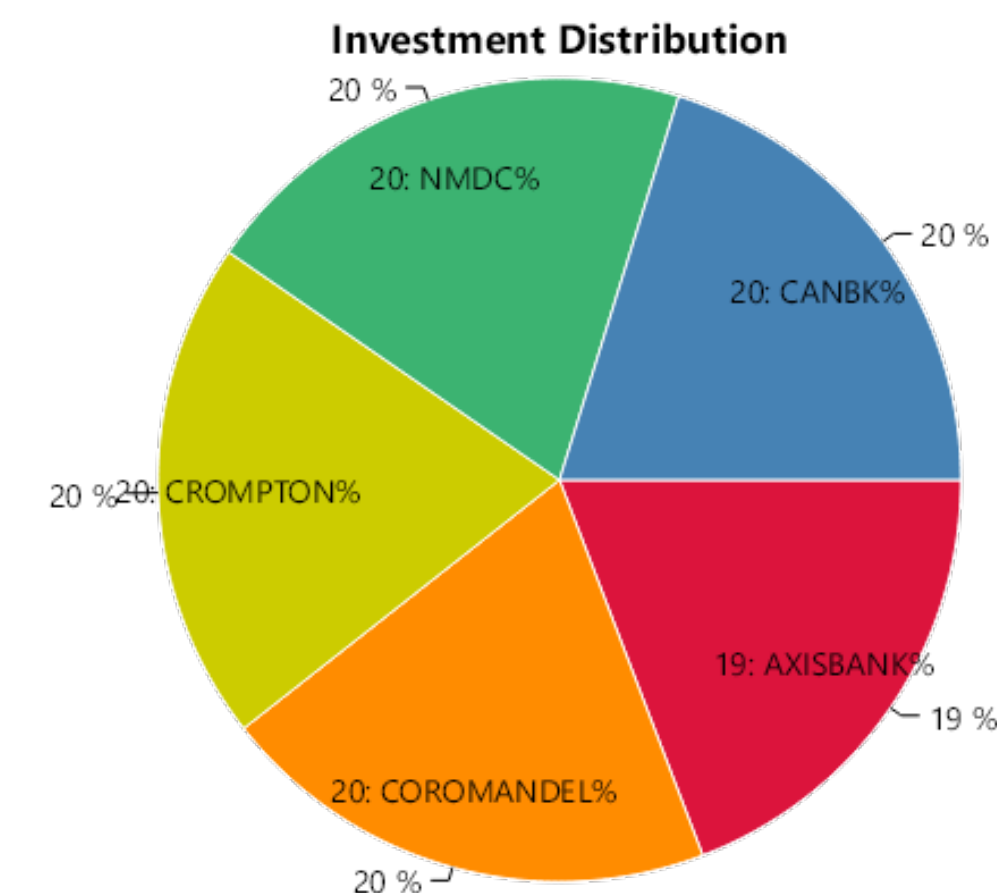
Sr No.	Stock Name	Status	Amount Invested*	Sale Proceeds*	Profit/(Loss)**	%Return
1	AXISBANK	Profit	37852.38	39680.96	1828.58	4.83%
2	COROMANDEL	Profit	38092.83	39719.75	1626.92	4.27%
3	CROMPTON	Profit	38133.54	39696.82	1563.28	4.10%
4	NMDC	Profit	38227.42	39802.30	1574.88	4.12%
5	CMSINFO	Out of range	0.00	0.00	0.00	0%
6	CANBK	Loss	38142.66	29770.94	-8371.72	-21.95%
Total			190448.83	188670.77	-1778.06	-0.93%

OVERALL PERFORMANCE SUMMARY

Amount Invested	Sale Proceeds	Profit/(Loss)	%Return
190448.83	188670.77	-1778.06	-0.93%

* We have considered the market value for open stocks as on the previous day prior to the report for open stocks.

** Includes unrealized gains for open stocks, if any.



STOCK WISE PERFORMANCE SUMMARY

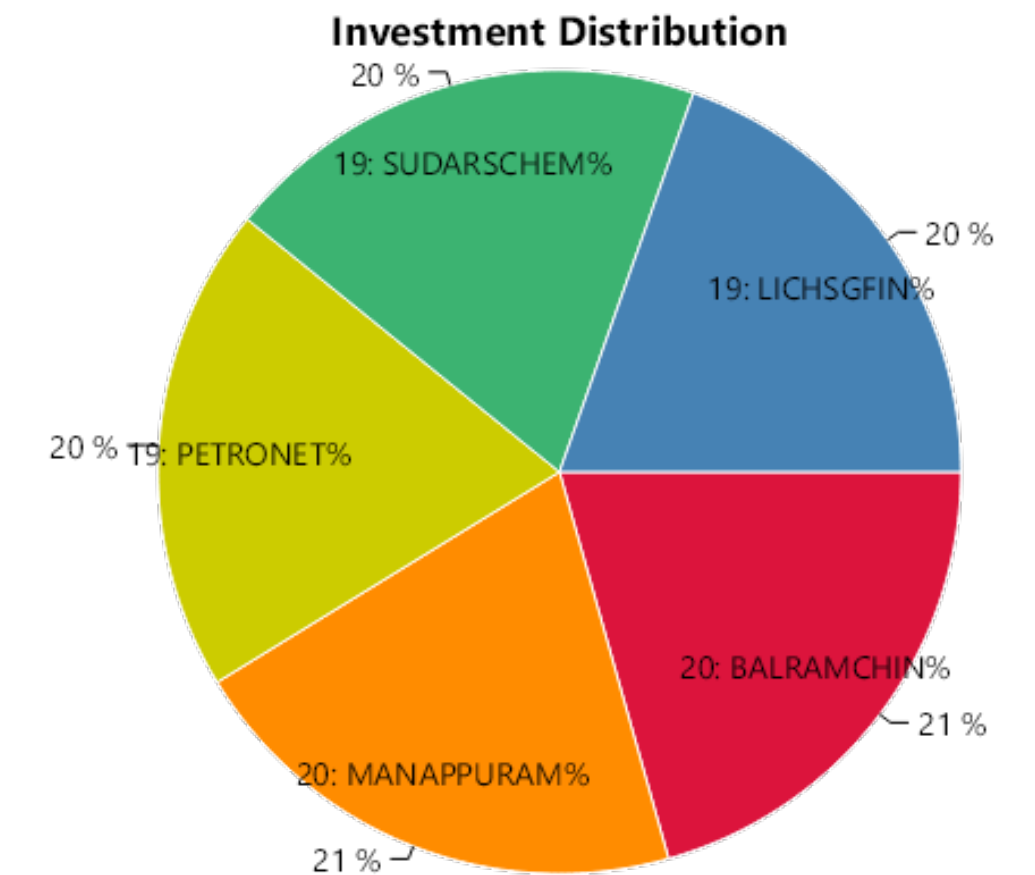
Sr No.	Stock Name	Status	Amount Invested*	Sale Proceeds*	Profit/(Loss)**	%Return
1	BALRAMCHIN	Profit	34068.08	35270.63	1202.55	3.53%
2	MANAPPURAM	Profit	33948.58	35246.87	1298.29	3.82%
3	PETRONET	Profit	33769.61	35149.27	1379.66	4.09%
4	SUDARSCHEM	Profit	33694.14	35217.62	1523.48	4.52%
5	CMSINFO	Out of range	0.00	0.00	0.00	0%
6	LICHSGFIN	Loss	33778.82	26626.11	-7152.71	-21.18%
Total			169259.23	167510.50	-1748.73	-1.03%

OVERALL PERFORMANCE SUMMARY

Amount Invested	Sale Proceeds	Profit/(Loss)	%Return
169259.23	167510.50	-1748.73	-1.03%

* We have considered the market value for open stocks as on the previous day prior to the report for open stocks.

** Includes unrealized gains for open stocks, if any.

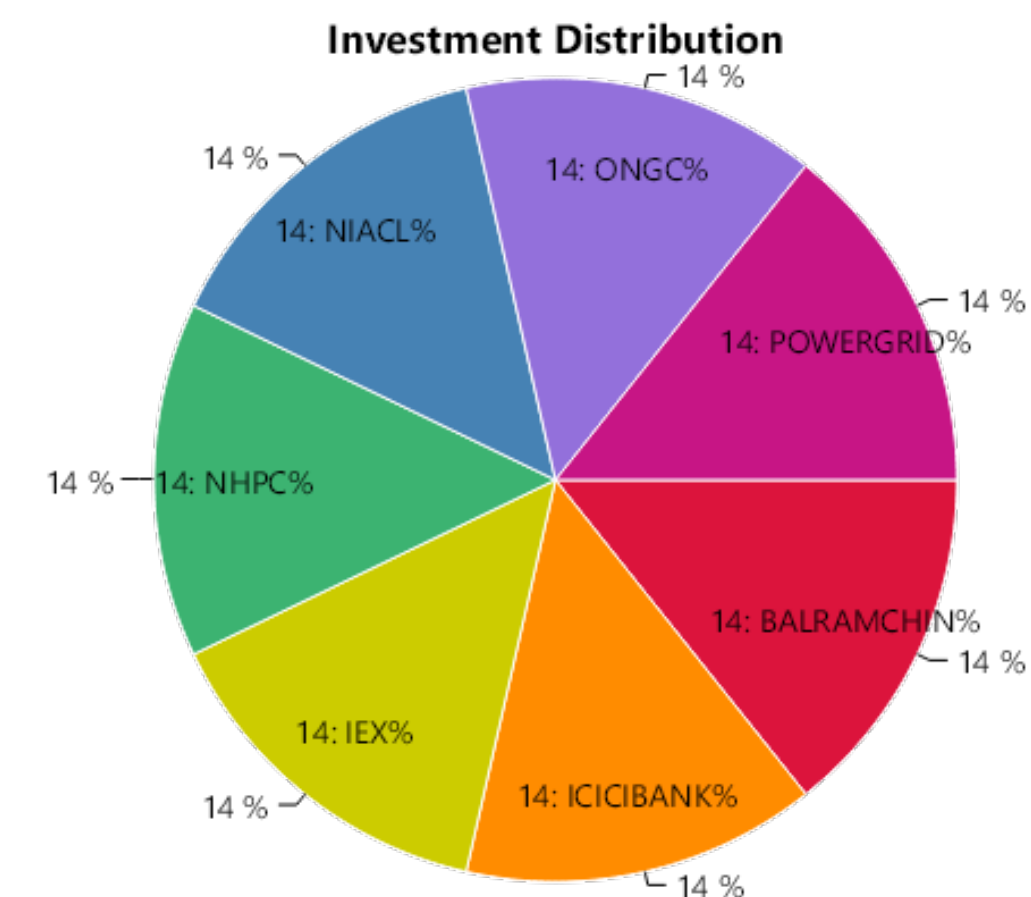


STOCK WISE PERFORMANCE SUMMARY

Sr No.	Stock Name	Status	Amount Invested*	Sale Proceeds*	Profit/(Loss)**	%Return
1	BALRAMCHIN	Profit	36493.88	39190.11	2696.23	7.39%
2	ICICIBANK	Profit	36681.34	39209.73	2528.39	6.89%
3	IEX	Profit	36440.93	39378.21	2937.28	8.06%
4	NHPC	Loss	36467.95	29808.43	-6659.52	-18.26%
5	NIACL	Loss	36305.25	29026.84	-7278.41	-20.05%
6	ONGC	Loss	36402.31	29997.96	-6404.35	-17.59%
7	POWERGRID	Loss	36445.52	29573.76	-6871.76	-18.85%
Total			255237.18	236185.04	-19052.14	-7.46%

OVERALL PERFORMANCE SUMMARY

Amount Invested	Sale Proceeds	Profit/(Loss)	%Return
255237.18	236185.04	-19052.14	-7.46%



* We have considered the market value for open stocks as on the previous day prior to the report for open stocks.

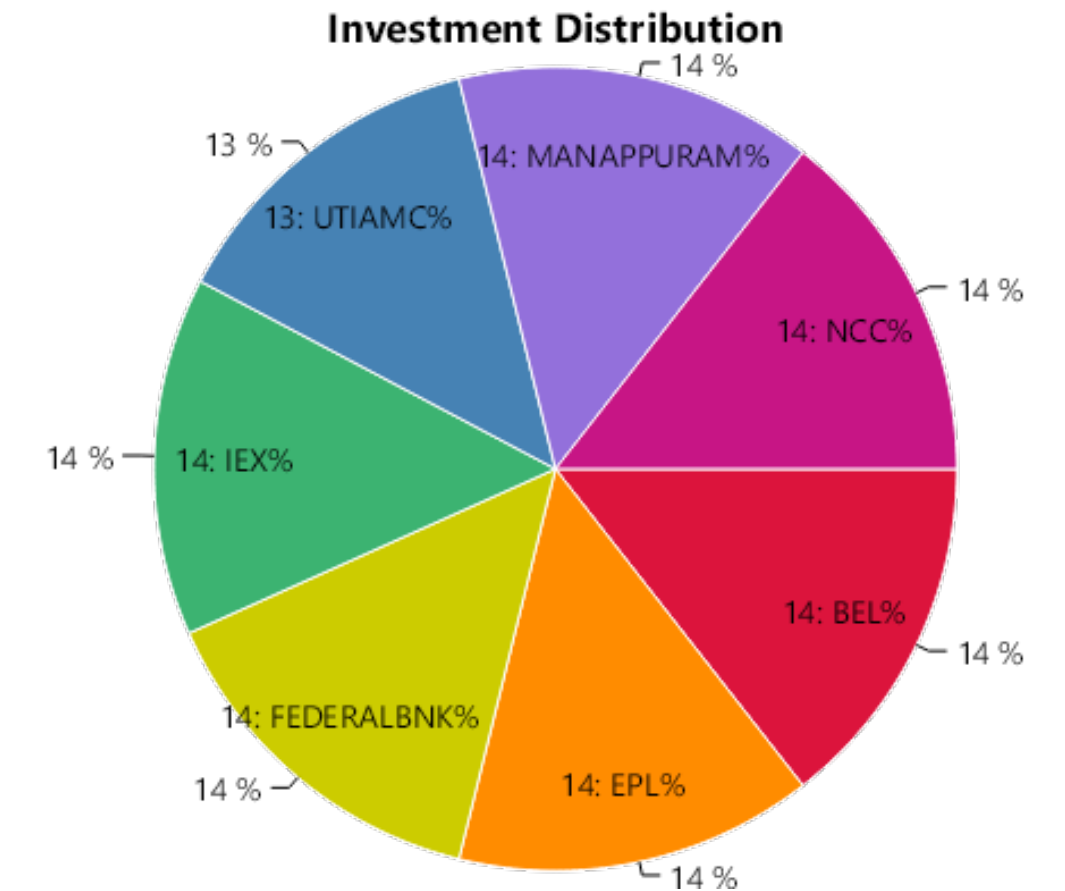
** Includes unrealized gains for open stocks, if any.

STOCK WISE PERFORMANCE SUMMARY

Sr No.	Stock Name	Status	Amount Invested*	Sale Proceeds*	Profit/(Loss)**	%Return
1	BEL	Profit	28803.50	30004.34	1200.84	4.17%
2	EPL	Profit	29099.68	30376.10	1276.42	4.39%
3	FEDERALBNK	Profit	28953.43	30101.28	1147.85	3.96%
4	IEX	Profit	28959.93	30119.58	1159.65	4.00%
5	UTIAMC	Profit	28003.31	29182.80	1179.49	4.21%
6	MANAPPURAM	Loss	28895.61	22720.09	-6175.52	-21.37%
7	NCC	Loss	28821.43	22559.45	-6261.98	-21.73%
Total			201536.89	195063.64	-6473.25	-3.21%

OVERALL PERFORMANCE SUMMARY

Amount Invested	Sale Proceeds	Profit/(Loss)	%Return
201536.89	195063.64	-6473.25	-3.21%



* We have considered the market value for open stocks as on the previous day prior to the report for open stocks.

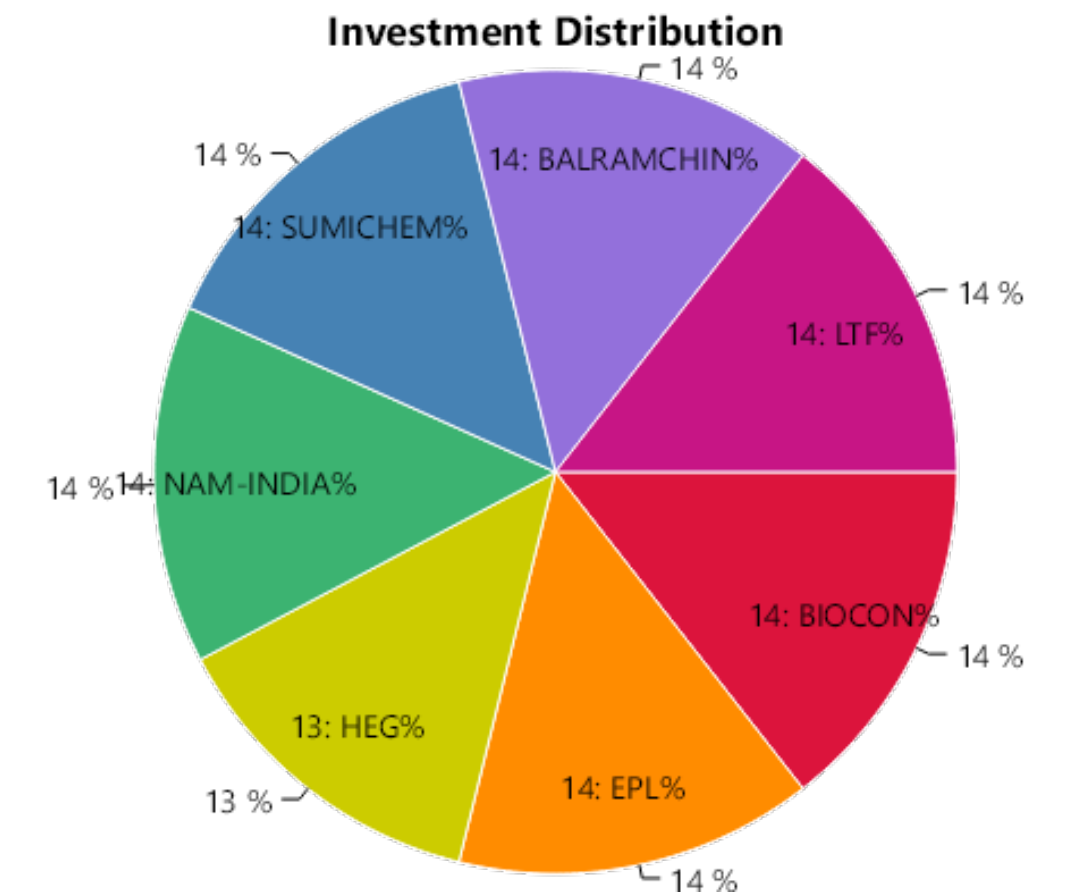
** Includes unrealized gains for open stocks, if any.

STOCK WISE PERFORMANCE SUMMARY

Sr No.	Stock Name	Status	Amount Invested*	Sale Proceeds*	Profit/(Loss)**	%Return
1	BIOCON	Profit	18713.50	19482.32	768.82	4.11%
2	EPL	Profit	18806.90	19416.45	609.55	3.24%
3	HEG	Profit	16982.35	17693.62	711.27	4.19%
4	NAM-INDIA	Profit	18722.76	19448.98	726.22	3.88%
5	SUMICHEM	Profit	18917.26	19630.88	713.62	3.77%
6	BALRAMCHIN	Loss	18834.84	14850.51	-3984.33	-21.15%
7	LTF	Loss	18734.67	14875.70	-3858.97	-20.60%
Total			129712.28	125398.46	-4313.82	-3.33%

OVERALL PERFORMANCE SUMMARY

Amount Invested	Sale Proceeds	Profit/(Loss)	%Return
129712.28	125398.46	-4313.82	-3.33%



* We have considered the market value for open stocks as on the previous day prior to the report for open stocks.

** Includes unrealized gains for open stocks, if any.

Contact Details

 LKP Securities Ltd, SPIP Division

 91 22 66351336 / 91 22 66351337  spip@lkpsec.com

 Registered Office: 203, Embassy Centre, Nariman Point, Mumbai - 400021.

 Registered Office: 2nd Floor, Gala Impecca, Andheri Kurla Road, Near Hotel Courtyard Marriott, Chakala, Andheri (East), Mumbai-400059.

Compliance & Grievance Officer

 Mr. Ritesh Tiwari

 022-6635 1234

 ho_compliance@lkpsec.com

Disclaimer & Disclosure : LKP Securities Ltd. (CIN-U67120MH1994PLC080039, www.Lkpsec.com) and its affiliates are a full- fledged, brokerage and financing group. LKP Securities Ltd is a SEBI registered Research Analyst with registration number INH000001758. LKP is a corporate trading member of Bombay Stock Exchange Limited (BSE), National Stock Exchange of India Limited (NSE) and Metropolitan Stock Exchange of India Limited (MSEI). LKP along with its subsidiaries offers the most comprehensive avenues for investments and is engaged in the businesses including stock broking (Institutional and retail), merchant banking, commodity broking, depository participant rendered in connection with distribution of primary market issues and financial products like mutual funds etc.

LKP offers research services to clients. The analyst for this report certifies that all of the views expressed in this report accurately reflect his or her personal views about the subject company or companies and its or their securities, and no part of his or her compensation was, is or will be, directly or indirectly related to specific recommendations or views expressed in this report.

Further, the information in the document has been printed on the basis of publicly available information; internal data and other sources believed to be true and are for general guidance only but which may have not been verified independently. While every effort is made to ensure the accuracy and completeness of information contained, the company takes no responsibility and assumes no liability for any error/ omission or accuracy of the information. Recipients of this material should rely on their own judgments and conclusions from relevant sources before making any investment. The investments discussed or recommended in this report may not be suitable for all investors. Opinion expressed is the current opinion as of the date appearing on the material only. Value of the investments referred to in this material are subject to volatility. Past performance is not a guide for future performance. Investment in securities market are subject to market risks. Read all the related documents carefully before investing. Registration granted by SEBI and certification from NISM in no way guarantee performance of the intermediary or provide any assurance of returns to investors. These securities quoted are for illustration only and are not recommendatory.

Mr. S. Ranganathan (Advisor) - SEBI Registration No-INH2200252399,
Mr. Kunal Bothra (Research Analyst) - SEBI Registered No. INH000005263



THANK YOU