

SPIP Performance Report 2024-2025

Client Name : SHIVDAS KASTURCHAND KASAT

Client Code : RA001415

Date : 23/12/2025



Sr No.	Month	Amount Invested	Sale Proceeds*	Profit/(Loss)**	%Return
1	Jun-2024	140909.34	146455.13	5545.79	3.94%
2	Jul-2024	211640.74	208537.99	-3102.75	-1.47%
3	Aug-2024	198023.76	181019.11	-17004.65	-8.59%
4	Sep-2024	60349.15	58001.42	-2347.73	-3.89%
5	Oct-2024	105728.96	101789.12	-3939.84	-3.73%
6	Nov-2024	69059.07	73965.61	4906.54	7.10%
7	Dec-2024	106062.81	101294.37	-4768.44	-4.50%

* We have considered the market value for open stocks as on the previous day prior to the report for open stocks.

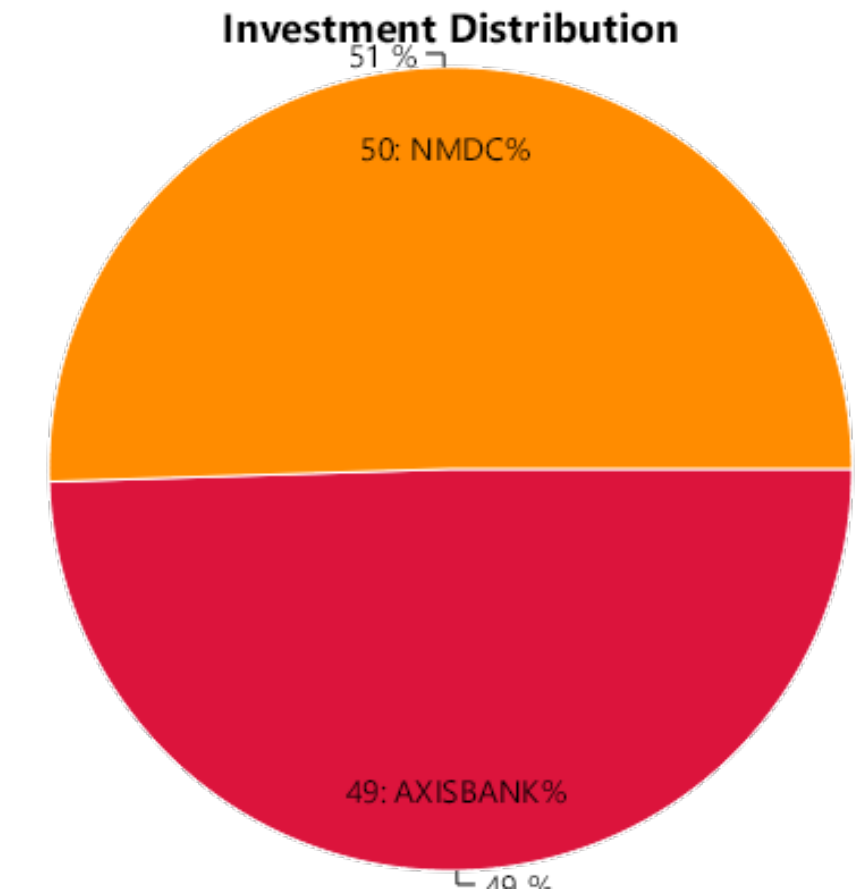
** Includes unrealized gains for open stocks, if any.

STOCK WISE PERFORMANCE SUMMARY

Sr No.	Stock Name	Status	Amount Invested*	Sale Proceeds*	Profit/(Loss)**	%Return
1	AXISBANK	Profit	69895.81	72945.31	3049.50	4.36%
2	NMDC	Profit	71013.53	73509.82	2496.29	3.52%
3	CANBK	Out of range	0.00	0.00	0.00	0%
4	CMSINFO	Out of range	0.00	0.00	0.00	0%
5	COROMANDEL	Out of range	0.00	0.00	0.00	0%
6	CROMPTON	Out of range	0.00	0.00	0.00	0%
Total			140909.34	146455.13	5545.79	3.94%

OVERALL PERFORMANCE SUMMARY

Amount Invested	Sale Proceeds	Profit/(Loss)	%Return
140909.34	146455.13	5545.79	3.94%



* We have considered the market value for open stocks as on the previous day prior to the report for open stocks.

** Includes unrealized gains for open stocks, if any.

STOCK WISE PERFORMANCE SUMMARY

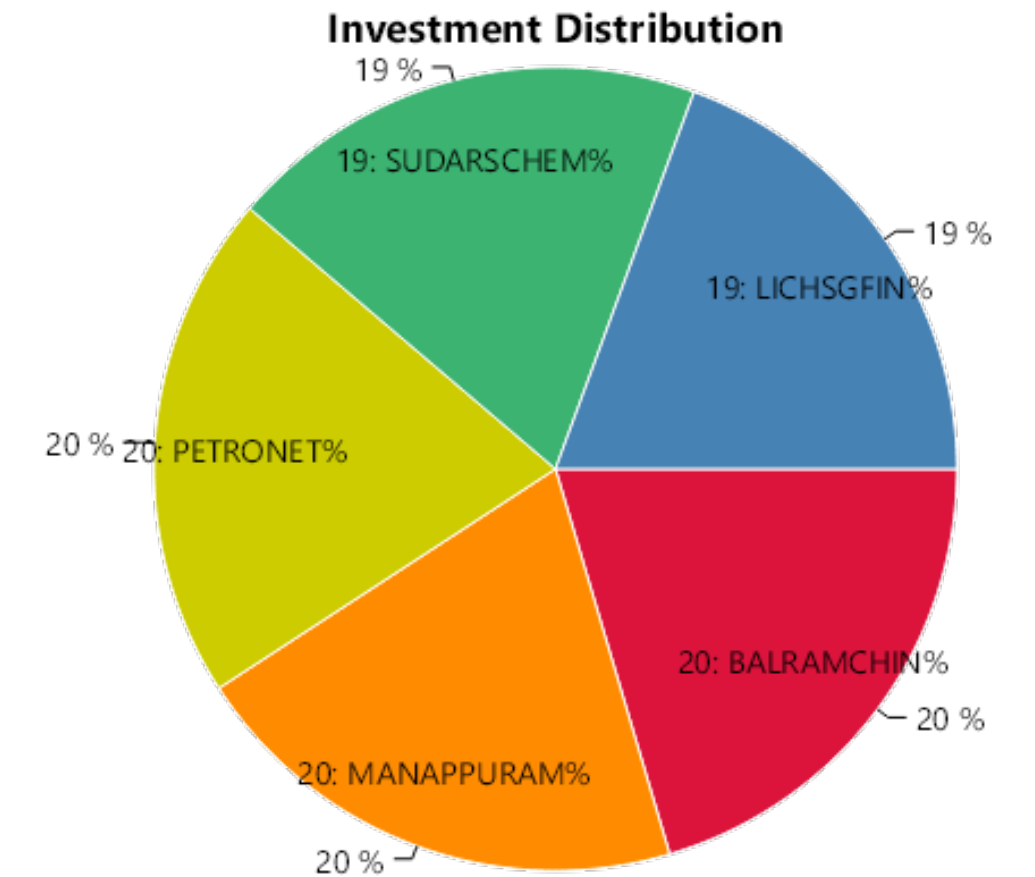
Sr No.	Stock Name	Status	Amount Invested*	Sale Proceeds*	Profit/(Loss)**	%Return
1	BALRAMCHIN	Profit	42493.63	43732.41	1238.78	2.92%
2	MANAPPURAM	Profit	42719.30	44091.62	1372.32	3.21%
3	PETRONET	Profit	42590.14	44062.82	1472.68	3.46%
4	SUDARSCHEM	Profit	41891.48	43782.60	1891.12	4.51%
5	CMSINFO	Out of range	0.00	0.00	0.00	0%
6	LICHSGFIN	Loss	41946.19	32868.54	-9077.65	-21.64%
Total			211640.74	208537.99	-3102.75	-1.47%

OVERALL PERFORMANCE SUMMARY

Amount Invested	Sale Proceeds	Profit/(Loss)	%Return
211640.74	208537.99	-3102.75	-1.47%

* We have considered the market value for open stocks as on the previous day prior to the report for open stocks.

** Includes unrealized gains for open stocks, if any.



STOCK WISE PERFORMANCE SUMMARY

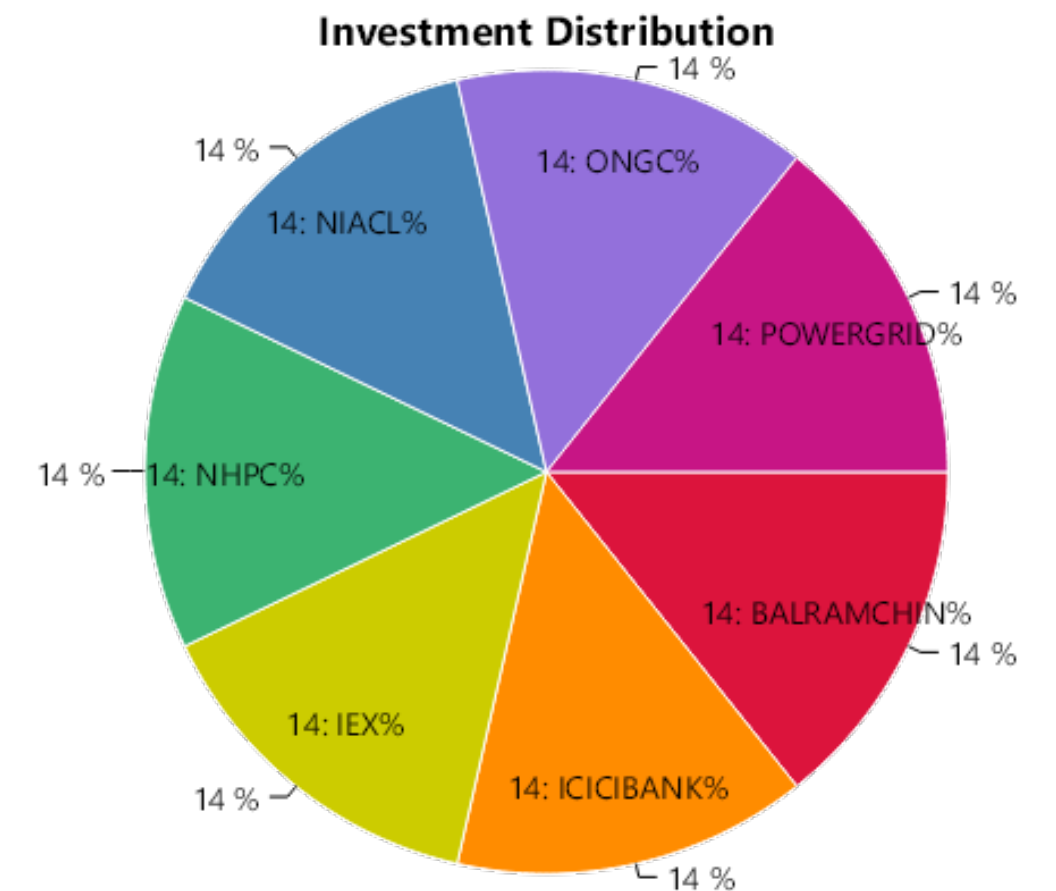
Sr No.	Stock Name	Status	Amount Invested*	Sale Proceeds*	Profit/(Loss)**	%Return
1	BALRAMCHIN	Profit	28482.59	29939.56	1456.97	5.12%
2	ICICIBANK	Profit	28491.46	30279.84	1788.38	6.28%
3	IEX	Profit	28868.89	30217.37	1348.48	4.67%
4	NHPC	Loss	28176.78	22556.15	-5620.63	-19.95%
5	NIACL	Loss	27838.38	22535.37	-5303.01	-19.05%
6	ONGC	Loss	28015.40	22809.66	-5205.74	-18.58%
7	POWERGRID	Loss	28150.26	22681.16	-5469.10	-19.43%
Total			198023.76	181019.11	-17004.65	-8.59%

OVERALL PERFORMANCE SUMMARY

Amount Invested	Sale Proceeds	Profit/(Loss)	%Return
198023.76	181019.11	-17004.65	-8.59%

* We have considered the market value for open stocks as on the previous day prior to the report for open stocks.

** Includes unrealized gains for open stocks, if any.

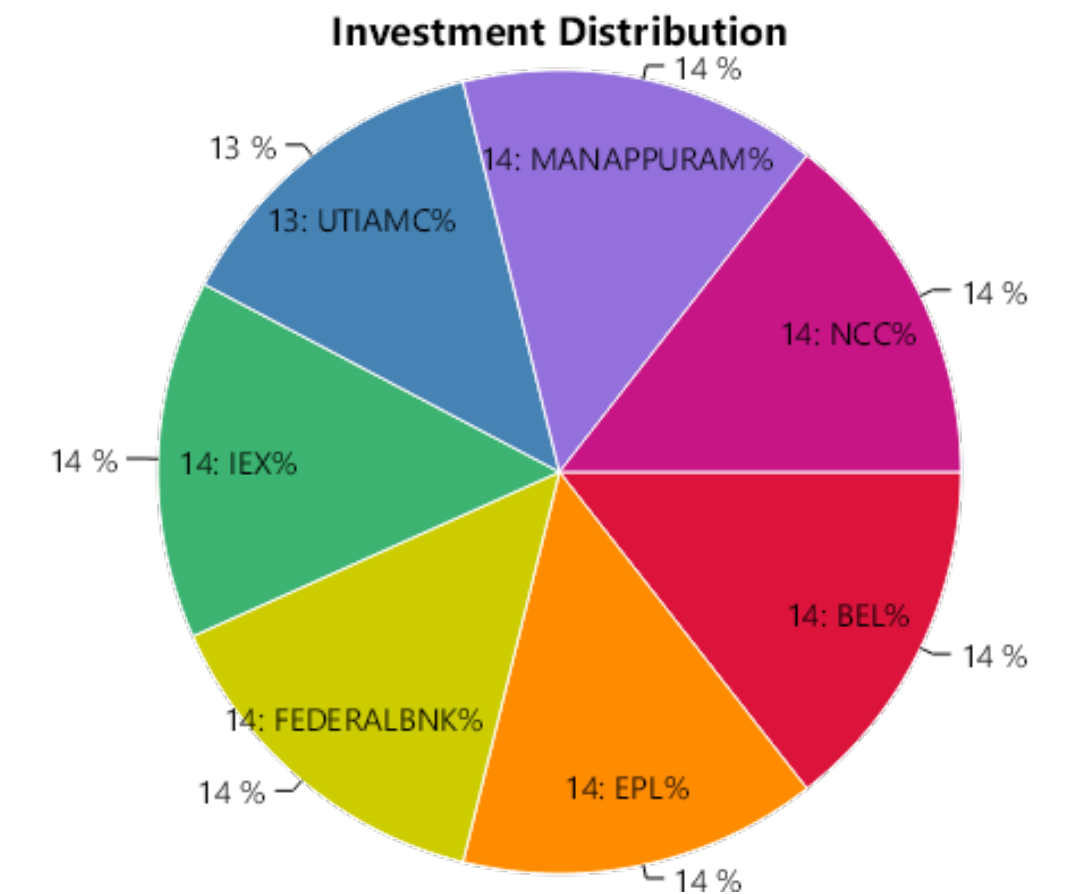


STOCK WISE PERFORMANCE SUMMARY

Sr No.	Stock Name	Status	Amount Invested*	Sale Proceeds*	Profit/(Loss)**	%Return
1	BEL	Profit	8514.36	8816.71	302.35	3.55%
2	EPL	Profit	8628.46	8958.32	329.86	3.82%
3	FEDERALBNK	Profit	8751.46	9044.66	293.20	3.35%
4	IEX	Profit	8713.06	9009.11	296.05	3.40%
5	UTIAMC	Profit	8191.40	8490.30	298.90	3.65%
6	MANAPPURAM	Loss	8781.54	6858.54	-1923.00	-21.90%
7	NCC	Loss	8768.87	6823.78	-1945.09	-22.18%
Total			60349.15	58001.42	-2347.73	-3.89%

OVERALL PERFORMANCE SUMMARY

Amount Invested	Sale Proceeds	Profit/(Loss)	%Return
60349.15	58001.42	-2347.73	-3.89%



* We have considered the market value for open stocks as on the previous day prior to the report for open stocks.

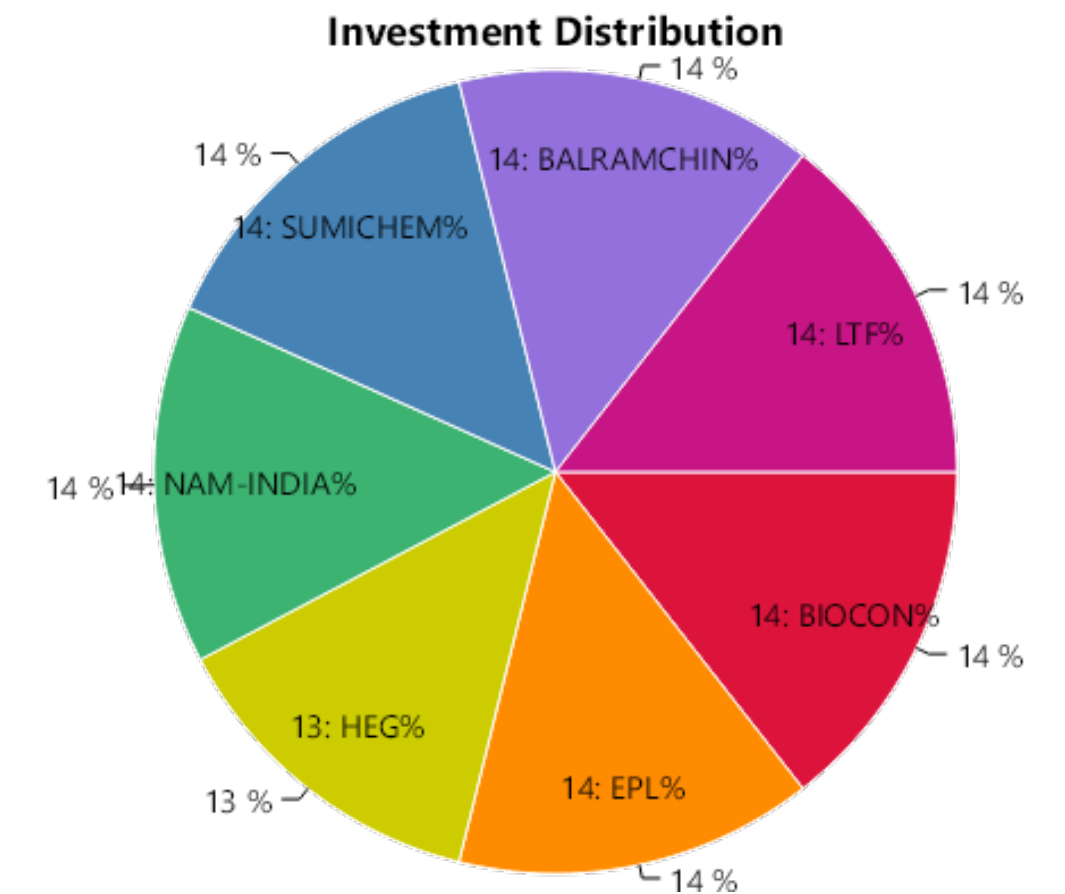
** Includes unrealized gains for open stocks, if any.

STOCK WISE PERFORMANCE SUMMARY

Sr No.	Stock Name	Status	Amount Invested*	Sale Proceeds*	Profit/(Loss)**	%Return
1	BIOCON	Profit	15146.88	15696.24	549.36	3.63%
2	EPL	Profit	15352.38	15764.41	412.03	2.68%
3	HEG	Profit	14592.60	15127.98	535.38	3.67%
4	NAM-INDIA	Profit	15417.82	15928.87	511.05	3.31%
5	SUMICHEM	Profit	15060.06	15542.92	482.86	3.21%
6	BALRAMCHIN	Loss	14841.82	11633.51	-3208.31	-21.62%
7	LTF	Loss	15317.40	12095.19	-3222.21	-21.04%
Total			105728.96	101789.12	-3939.84	-3.73%

OVERALL PERFORMANCE SUMMARY

Amount Invested	Sale Proceeds	Profit/(Loss)	%Return
105728.96	101789.12	-3939.84	-3.73%



* We have considered the market value for open stocks as on the previous day prior to the report for open stocks.

** Includes unrealized gains for open stocks, if any.

STOCK WISE PERFORMANCE SUMMARY

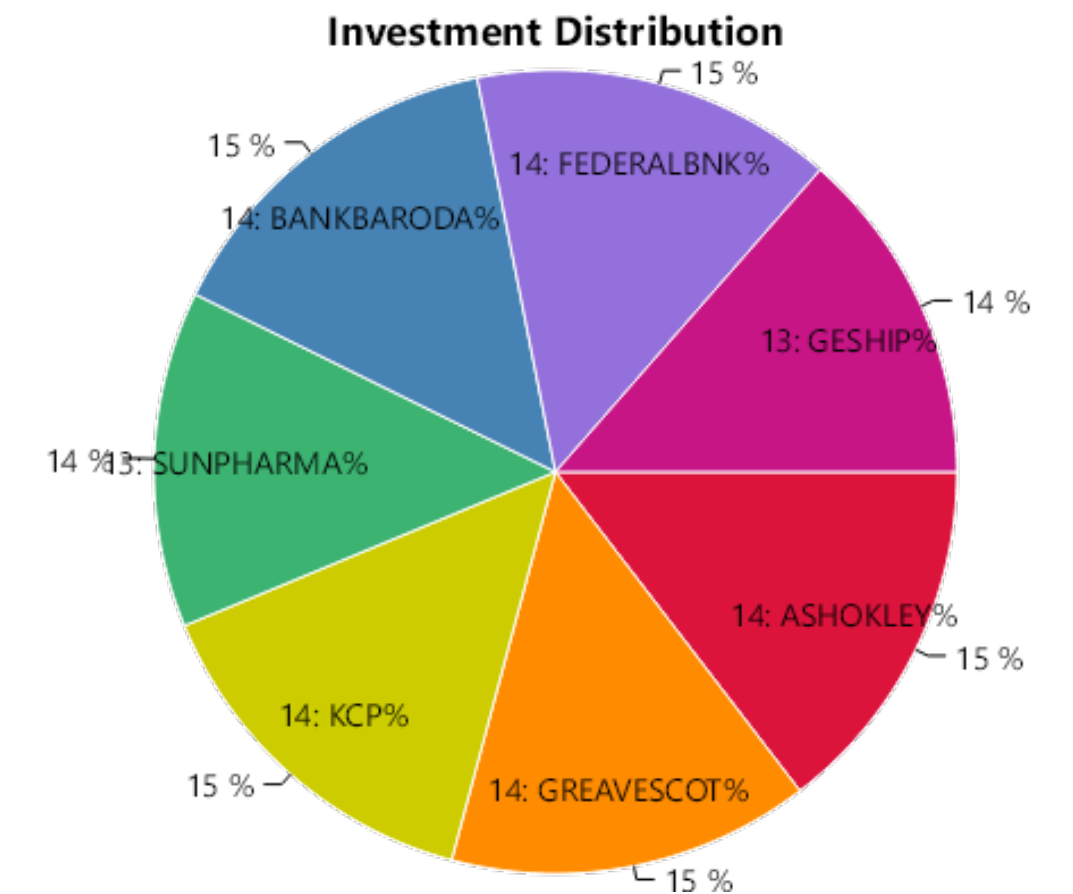
Sr No.	Stock Name	Status	Amount Invested*	Sale Proceeds*	Profit/(Loss)**	%Return
1	ASHOKLEY	Profit	10130.40	10523.45	393.05	3.88%
2	GREAVESCOT	Profit	10067.35	10515.47	448.12	4.45%
3	KCP	Profit	10025.88	10610.68	584.80	5.83%
4	SUNPHARMA	Profit	9080.20	9130.60	50.40	0.56%
5	BANKBARODA	Loss	9975.03	15972.84	5997.81	60.13%
6	FEDERALBNK	Loss	10112.13	9566.27	-545.86	-5.40%
7	GESHIP	Loss	9668.08	7646.30	-2021.78	-20.91%
Total			69059.07	73965.61	4906.54	7.10%

OVERALL PERFORMANCE SUMMARY

Amount Invested	Sale Proceeds	Profit/(Loss)	%Return
69059.07	73965.61	4906.54	7.10%

* We have considered the market value for open stocks as on the previous day prior to the report for open stocks.

** Includes unrealized gains for open stocks, if any.



STOCK WISE PERFORMANCE SUMMARY

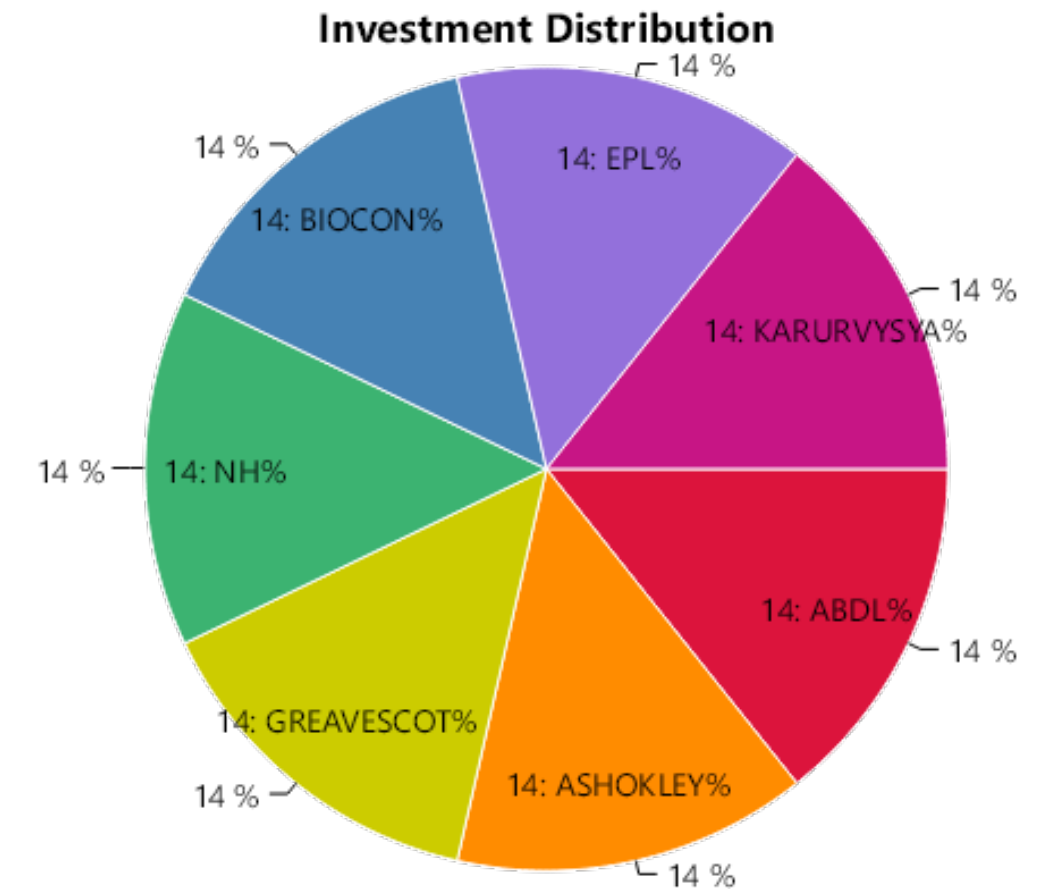
Sr No.	Stock Name	Status	Amount Invested*	Sale Proceeds*	Profit/(Loss)**	%Return
1	ABDL	Profit	15287.26	16020.34	733.08	4.80%
2	ASHOKLEY	Profit	15017.81	15000.59	-17.22	-0.11%
3	GREAVESCOT	Profit	15307.46	18755.19	3447.73	22.52%
4	NH	Profit	14857.92	15575.78	717.86	4.83%
5	BIOCON	Loss	15125.20	12091.20	-3034.00	-20.06%
6	EPL	Loss	15200.90	11895.81	-3305.09	-21.74%
7	KARURVYSYA	Loss	15266.26	11955.46	-3310.80	-21.69%
Total			106062.81	101294.37	-4768.44	-4.50%

OVERALL PERFORMANCE SUMMARY

Amount Invested	Sale Proceeds	Profit/(Loss)	%Return
106062.81	101294.37	-4768.44	-4.50%

* We have considered the market value for open stocks as on the previous day prior to the report for open stocks.

** Includes unrealized gains for open stocks, if any.



Contact Details

 LKP Securities Ltd, SPIP Division

 91 22 66351336 / 91 22 66351337  spip@lkpsec.com

 Registered Office: 203, Embassy Centre, Nariman Point, Mumbai - 400021.

 Registered Office: 2nd Floor, Gala Impecca, Andheri Kurla Road, Near Hotel Courtyard Marriott, Chakala, Andheri (East), Mumbai-400059.

Compliance & Grievance Officer

 Mr. Ritesh Tiwari

 022-6635 1234

 ho_compliance@lkpsec.com

Disclaimer & Disclosure : LKP Securities Ltd. (CIN-U67120MH1994PLC080039, www.Lkpsec.com) and its affiliates are a full- fledged, brokerage and financing group. LKP Securities Ltd is a SEBI registered Research Analyst with registration number INH000001758. LKP is a corporate trading member of Bombay Stock Exchange Limited (BSE), National Stock Exchange of India Limited (NSE) and Metropolitan Stock Exchange of India Limited (MSEI). LKP along with its subsidiaries offers the most comprehensive avenues for investments and is engaged in the businesses including stock broking (Institutional and retail), merchant banking, commodity broking, depository participant rendered in connection with distribution of primary market issues and financial products like mutual funds etc.

LKP offers research services to clients. The analyst for this report certifies that all of the views expressed in this report accurately reflect his or her personal views about the subject company or companies and its or their securities, and no part of his or her compensation was, is or will be, directly or indirectly related to specific recommendations or views expressed in this report.

Further, the information in the document has been printed on the basis of publicly available information; internal data and other sources believed to be true and are for general guidance only but which may have not been verified independently. While every effort is made to ensure the accuracy and completeness of information contained, the company takes no responsibility and assumes no liability for any error/ omission or accuracy of the information. Recipients of this material should rely on their own judgments and conclusions from relevant sources before making any investment. The investments discussed or recommended in this report may not be suitable for all investors. Opinion expressed is the current opinion as of the date appearing on the material only. Value of the investments referred to in this material are subject to volatility. Past performance is not a guide for future performance. Investment in securities market are subject to market risks. Read all the related documents carefully before investing. Registration granted by SEBI and certification from NISM in no way guarantee performance of the intermediary or provide any assurance of returns to investors. These securities quoted are for illustration only and are not recommendatory.

Mr. S. Ranganathan (Advisor) - SEBI Registration No-INH2200252399,
Mr. Kunal Bothra (Research Analyst) - SEBI Registered No. INH000005263



THANK YOU