

# SPIP Performance Report 2024-2025

Client Name : SHRIKANT VISHNU GHODKE

Client Code : RA001426

Date : 23/12/2025



Sr No.	Month	Amount Invested	Sale Proceeds*	Profit/(Loss)**	%Return
1	Jul-2024	134406.91	132446.76	-1960.15	-1.46%
2	Aug-2024	120288.04	110270.95	-10017.09	-8.33%
3	Sep-2024	68513.61	62386.64	-6126.97	-8.94%

\* We have considered the market value for open stocks as on the previous day prior to the report for open stocks.

\*\* Includes unrealized gains for open stocks, if any.

## STOCK WISE PERFORMANCE SUMMARY

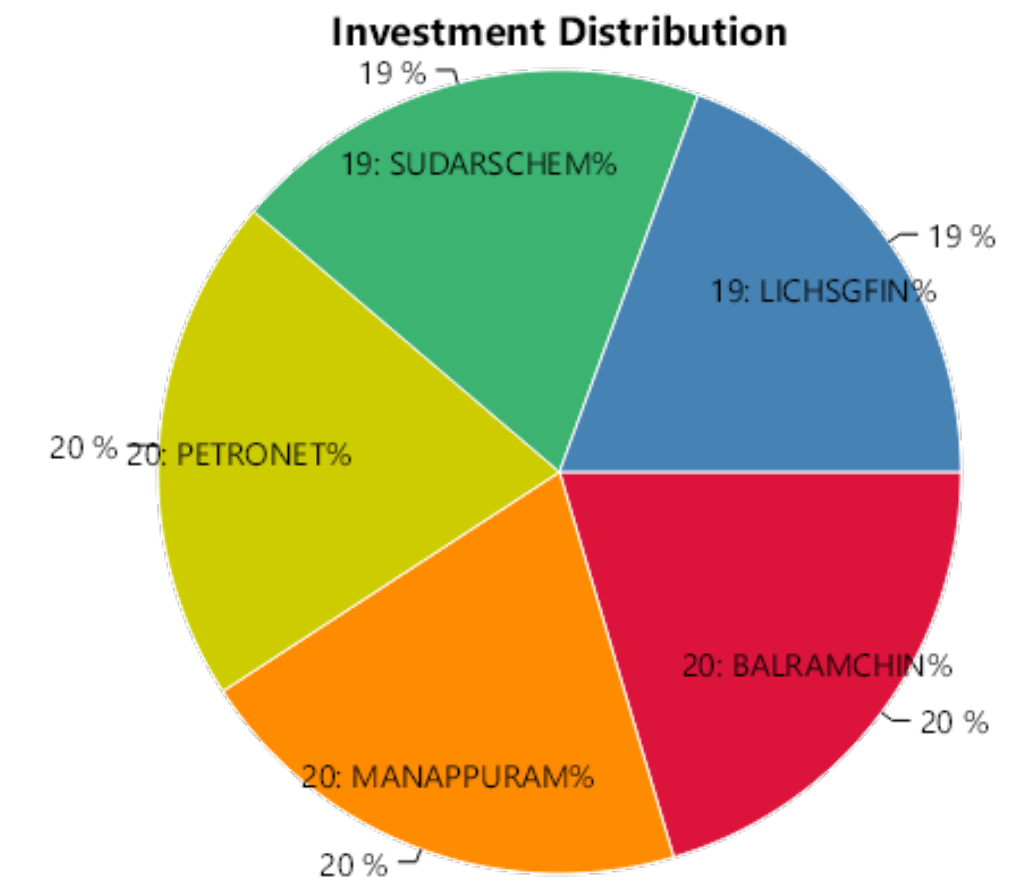
Sr No.	Stock Name	Status	Amount Invested*	Sale Proceeds*	Profit/(Loss)**	%Return
1	BALRAMCHIN	Profit	27160.40	27952.78	792.38	2.92%
2	MANAPPURAM	Profit	27069.38	27939.11	869.73	3.21%
3	PETRONET	Profit	27163.52	28104.99	941.47	3.47%
4	SUDARSCHEM	Profit	26394.18	27591.06	1196.88	4.53%
5	CMSINFO	Out of range	0.00	0.00	0.00	0%
6	LICHSGFIN	Loss	26619.43	20858.82	-5760.61	-21.64%
<b>Total</b>			<b>134406.91</b>	<b>132446.76</b>	<b>-1960.15</b>	<b>-1.46%</b>

## OVERALL PERFORMANCE SUMMARY

Amount Invested	Sale Proceeds	Profit/(Loss)	%Return
134406.91	132446.76	-1960.15	-1.46%

\* We have considered the market value for open stocks as on the previous day prior to the report for open stocks.

\*\* Includes unrealized gains for open stocks, if any.

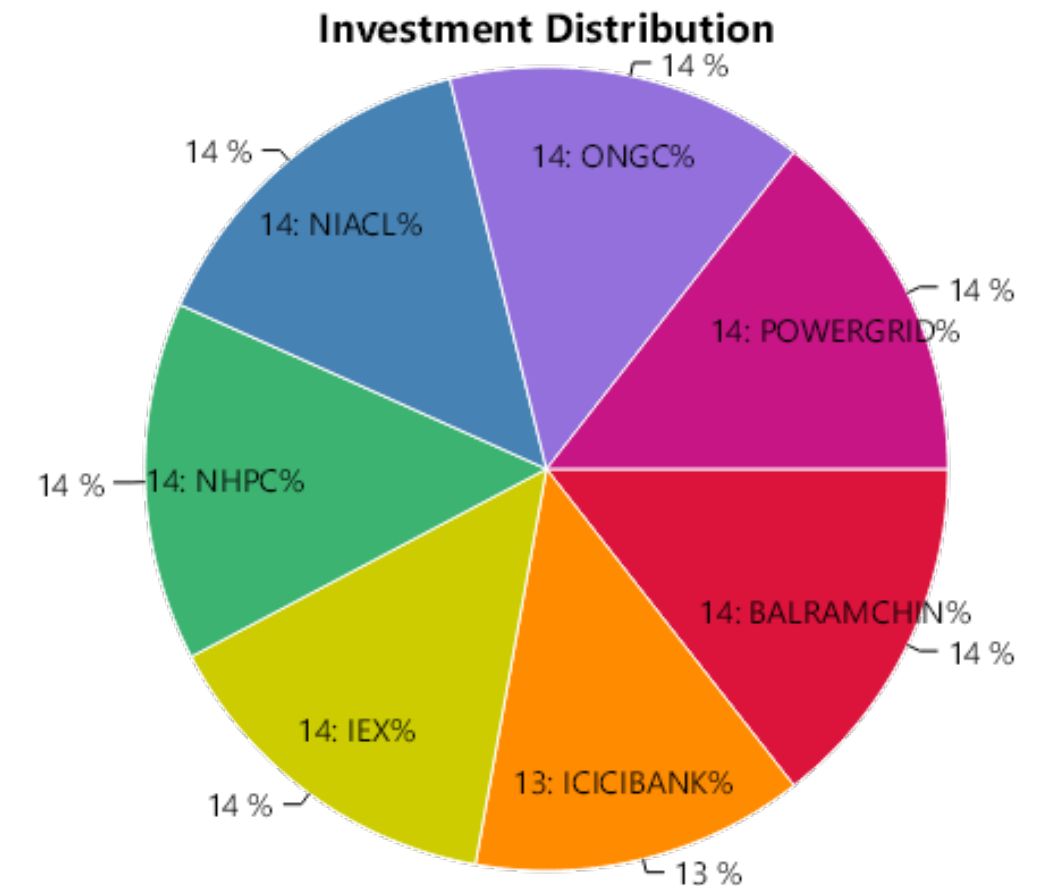


## STOCK WISE PERFORMANCE SUMMARY

Sr No.	Stock Name	Status	Amount Invested*	Sale Proceeds*	Profit/(Loss)**	%Return
1	BALRAMCHIN	Profit	17112.36	18268.51	1156.15	6.76%
2	ICICIBANK	Profit	16618.33	17663.24	1044.91	6.29%
3	IEX	Profit	17847.81	18805.56	957.75	5.37%
4	NHPC	Open	17270.76	13514.58	-3756.18	-21.75%
5	NIACL	Loss	16940.81	13950.14	-2990.67	-17.65%
6	ONGC	Loss	17275.13	14176.62	-3098.51	-17.94%
7	POWERGRID	Loss	17222.84	13892.30	-3330.54	-19.34%
<b>Total</b>			<b>120288.04</b>	<b>110270.95</b>	<b>-10017.09</b>	<b>-8.33%</b>

## OVERALL PERFORMANCE SUMMARY

Amount Invested	Sale Proceeds	Profit/(Loss)	%Return
120288.04	110270.95	-10017.09	-8.33%



\* We have considered the market value for open stocks as on the previous day prior to the report for open stocks.

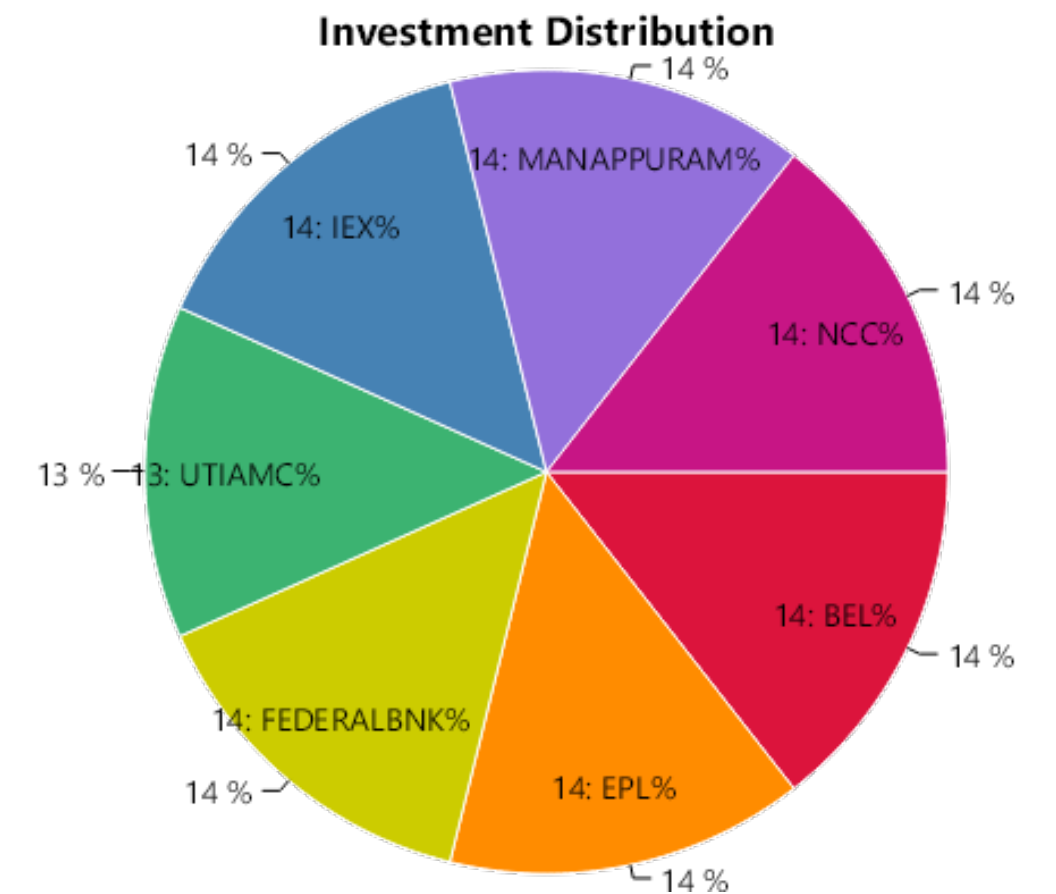
\*\* Includes unrealized gains for open stocks, if any.

## STOCK WISE PERFORMANCE SUMMARY

Sr No.	Stock Name	Status	Amount Invested*	Sale Proceeds*	Profit/(Loss)**	%Return
1	BEL	Profit	9730.44	10073.58	343.14	3.53%
2	EPL	Profit	9897.22	10275.72	378.50	3.82%
3	FEDERALBNK	Profit	9944.70	10278.25	333.55	3.35%
4	UTIAMC	Profit	9361.47	9703.20	341.73	3.65%
5	IEX	Open	9957.64	6765.60	-3192.04	-32.06%
6	MANAPPURAM	Loss	9879.09	7708.54	-2170.55	-21.97%
7	NCC	Loss	9743.05	7581.75	-2161.30	-22.18%
<b>Total</b>			<b>68513.61</b>	<b>62386.64</b>	<b>-6126.97</b>	<b>-8.94%</b>

## OVERALL PERFORMANCE SUMMARY

Amount Invested	Sale Proceeds	Profit/(Loss)	%Return
68513.61	62386.64	-6126.97	-8.94%



\* We have considered the market value for open stocks as on the previous day prior to the report for open stocks.

\*\* Includes unrealized gains for open stocks, if any.

## Contact Details

 LKP Securities Ltd, SPIP Division

 91 22 66351336 / 91 22 66351337     [spip@lkpsec.com](mailto:spip@lkpsec.com)

 Registered Office: 203, Embassy Centre, Nariman Point, Mumbai - 400021.

 Registered Office: 2nd Floor, Gala Impecca, Andheri Kurla Road, Near Hotel Courtyard Marriott, Chakala, Andheri (East), Mumbai-400059.

## Compliance & Grievance Officer

 Mr. Ritesh Tiwari

 022-6635 1234

 [ho\\_compliance@lkpsec.com](mailto:ho_compliance@lkpsec.com)

**Disclaimer & Disclosure :** LKP Securities Ltd. (CIN-U67120MH1994PLC080039, www.Lkpsec.com) and its affiliates are a full- fledged, brokerage and financing group. LKP Securities Ltd is a SEBI registered Research Analyst with registration number INH000001758. LKP is a corporate trading member of Bombay Stock Exchange Limited (BSE), National Stock Exchange of India Limited (NSE) and Metropolitan Stock Exchange of India Limited (MSEI). LKP along with its subsidiaries offers the most comprehensive avenues for investments and is engaged in the businesses including stock broking (Institutional and retail), merchant banking, commodity broking, depository participant rendered in connection with distribution of primary market issues and financial products like mutual funds etc.

LKP offers research services to clients. The analyst for this report certifies that all of the views expressed in this report accurately reflect his or her personal views about the subject company or companies and its or their securities, and no part of his or her compensation was, is or will be, directly or indirectly related to specific recommendations or views expressed in this report.

Further, the information in the document has been printed on the basis of publicly available information; internal data and other sources believed to be true and are for general guidance only but which may have not been verified independently. While every effort is made to ensure the accuracy and completeness of information contained, the company takes no responsibility and assumes no liability for any error/ omission or accuracy of the information. Recipients of this material should rely on their own judgments and conclusions from relevant sources before making any investment. The investments discussed or recommended in this report may not be suitable for all investors. Opinion expressed is the current opinion as of the date appearing on the material only. Value of the investments referred to in this material are subject to volatility. Past performance is not a guide for future performance. Investment in securities market are subject to market risks. Read all the related documents carefully before investing. Registration granted by SEBI and certification from NISM in no way guarantee performance of the intermediary or provide any assurance of returns to investors. These securities quoted are for illustration only and are not recommendatory.

Mr. S. Ranganathan (Advisor) - SEBI Registration No-INH2200252399,  
Mr. Kunal Bothra (Research Analyst) - SEBI Registered No. INH000005263

**THANK YOU**