

SPIP Performance Report 2024-2025

Client Name : SOHAM SURENDRA BUBUKWAR

Client Code : RA001442

Date : 23/12/2025



Sr No.	Month	Amount Invested	Sale Proceeds*	Profit/(Loss)**	%Return
1	Jun-2024	206685.38	204151.41	-2533.97	-1.23%
2	Jul-2024	173669.18	171066.09	-2603.09	-1.50%
3	Aug-2024	114999.52	105788.41	-9211.11	-8.01%
4	Sep-2024	42731.95	41092.54	-1639.41	-3.84%
5	Oct-2024	41615.36	39976.96	-1638.40	-3.94%
6	Nov-2024	68543.74	73308.81	4765.07	6.95%
7	Dec-2024	72004.33	68700.08	-3304.25	-4.59%

* We have considered the market value for open stocks as on the previous day prior to the report for open stocks.

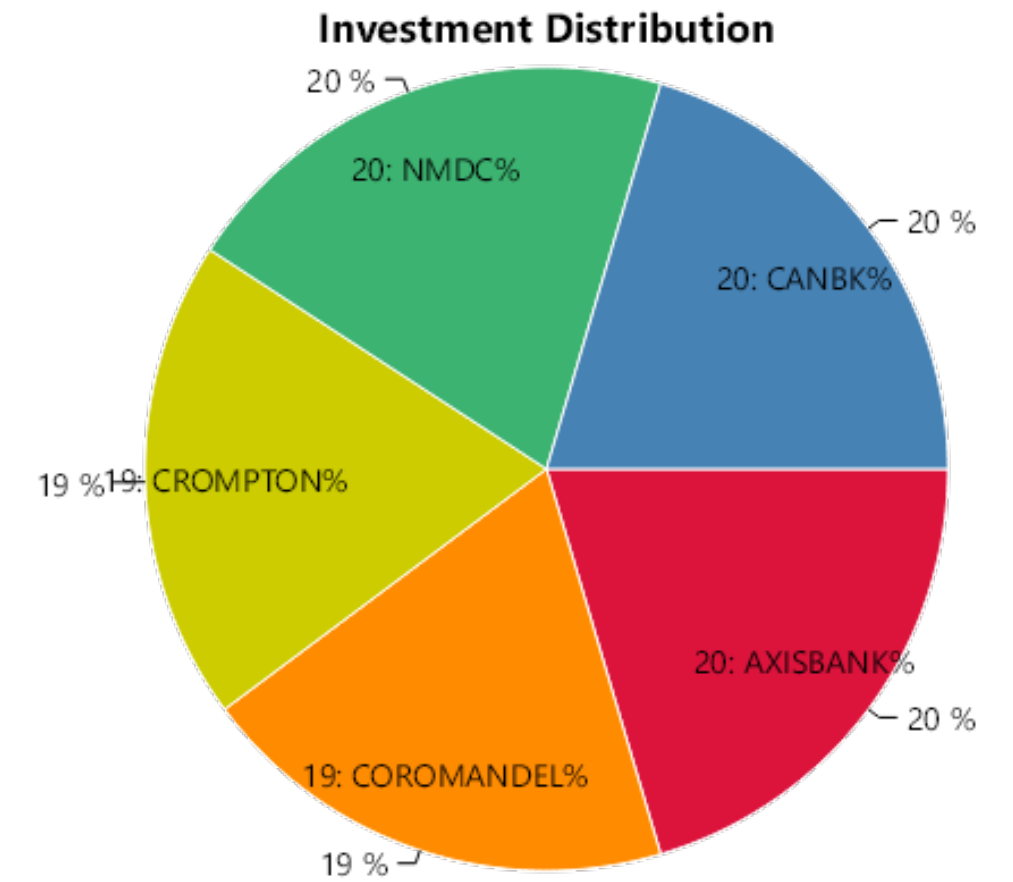
** Includes unrealized gains for open stocks, if any.

STOCK WISE PERFORMANCE SUMMARY

Sr No.	Stock Name	Status	Amount Invested*	Sale Proceeds*	Profit/(Loss)**	%Return
1	AXISBANK	Profit	41663.17	43271.95	1608.78	3.86%
2	COROMANDEL	Profit	40870.27	42532.80	1662.53	4.07%
3	CROMPTON	Profit	41137.67	42948.10	1810.43	4.40%
4	NMDC	Profit	41583.33	43147.31	1563.98	3.76%
5	CMSINFO	Out of range	0.00	0.00	0.00	0%
6	CANBK	Loss	41430.94	32251.25	-9179.69	-22.16%
Total			206685.38	204151.41	-2533.97	-1.23%

OVERALL PERFORMANCE SUMMARY

Amount Invested	Sale Proceeds	Profit/(Loss)	%Return
206685.38	204151.41	-2533.97	-1.23%



* We have considered the market value for open stocks as on the previous day prior to the report for open stocks.

** Includes unrealized gains for open stocks, if any.

STOCK WISE PERFORMANCE SUMMARY

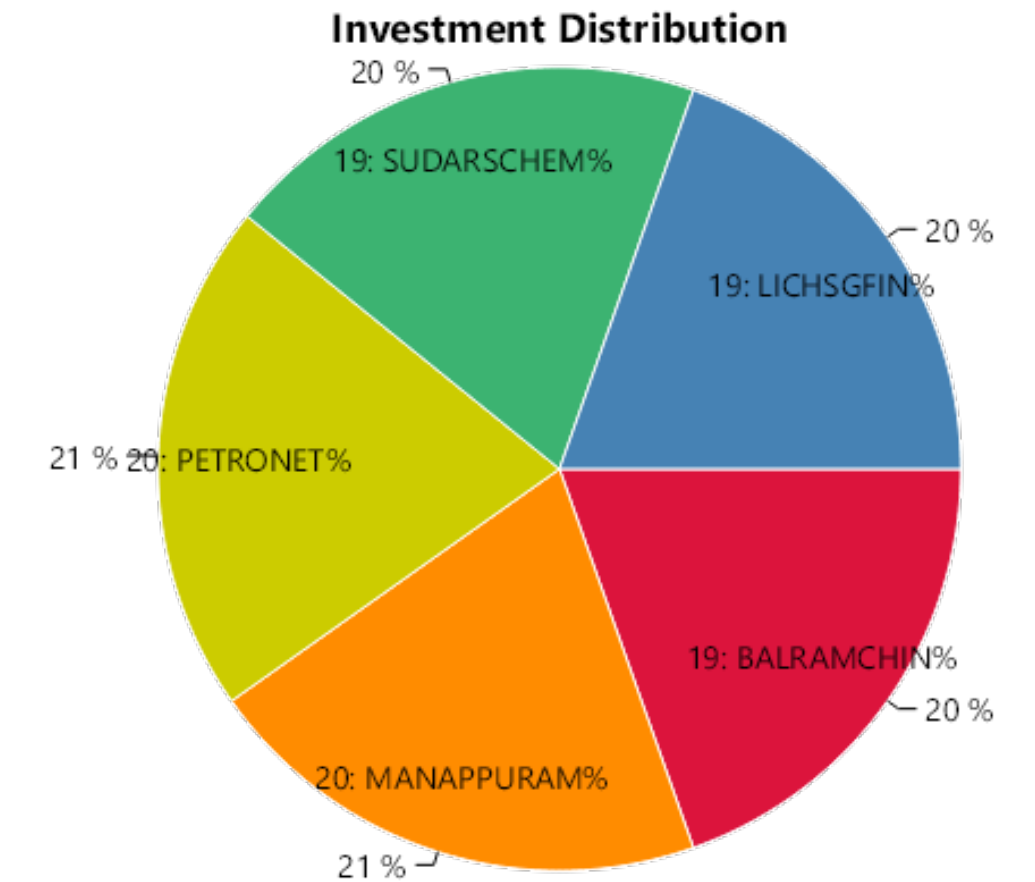
Sr No.	Stock Name	Status	Amount Invested*	Sale Proceeds*	Profit/(Loss)**	%Return
1	BALRAMCHIN	Profit	34607.52	35616.94	1009.42	2.92%
2	MANAPPURAM	Profit	34893.96	36015.35	1121.39	3.21%
3	PETRONET	Profit	34876.45	36085.36	1208.91	3.47%
4	SUDARSCHEM	Profit	34605.49	36168.75	1563.26	4.52%
5	CMSINFO	Out of range	0.00	0.00	0.00	0%
6	LICHSGFIN	Loss	34685.76	27179.69	-7506.07	-21.64%
Total			173669.18	171066.09	-2603.09	-1.50%

OVERALL PERFORMANCE SUMMARY

Amount Invested	Sale Proceeds	Profit/(Loss)	%Return
173669.18	171066.09	-2603.09	-1.50%

* We have considered the market value for open stocks as on the previous day prior to the report for open stocks.

** Includes unrealized gains for open stocks, if any.



STOCK WISE PERFORMANCE SUMMARY

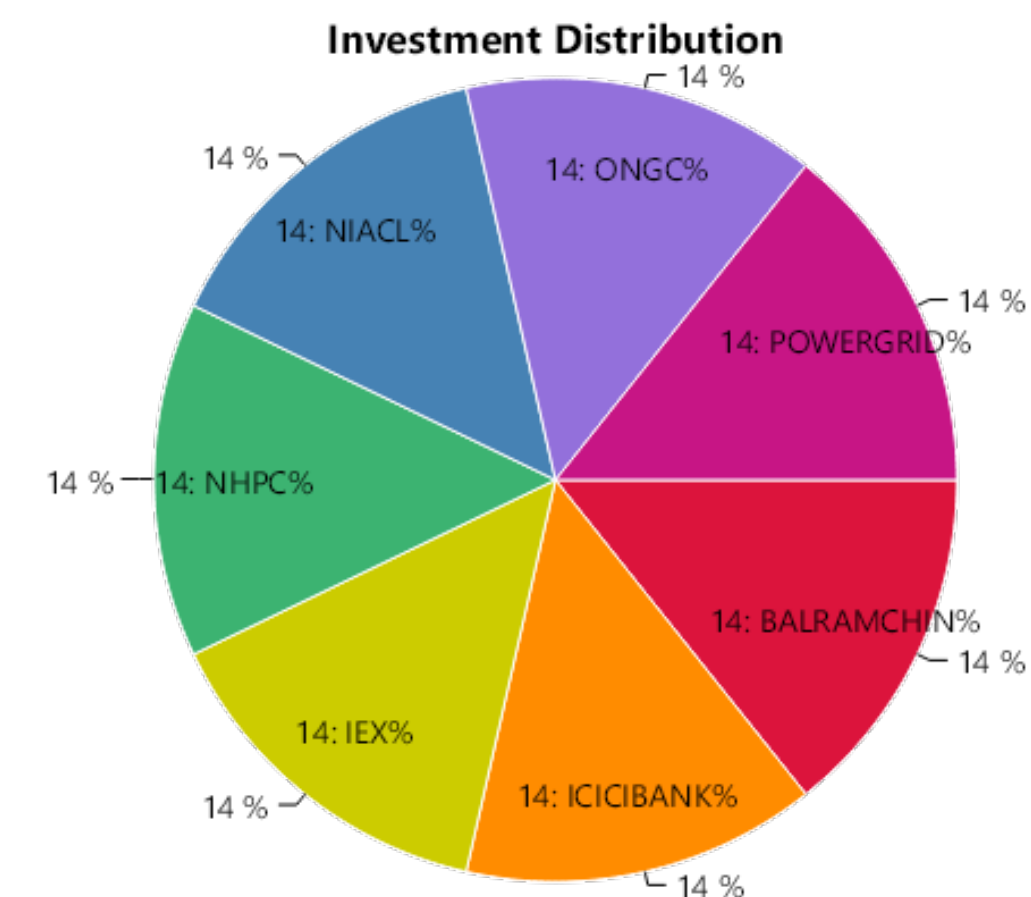
Sr No.	Stock Name	Status	Amount Invested*	Sale Proceeds*	Profit/(Loss)**	%Return
1	BALRAMCHIN	Profit	16161.17	17253.58	1092.41	6.76%
2	ICICIBANK	Profit	16618.99	17663.24	1044.25	6.28%
3	IEX	Profit	16434.74	17677.94	1243.20	7.56%
4	NHPC	Loss	16533.94	13435.68	-3098.26	-18.74%
5	NIACL	Loss	16399.01	13035.59	-3363.42	-20.51%
6	ONGC	Loss	16332.54	13396.68	-2935.86	-17.98%
7	POWERGRID	Loss	16519.13	13325.70	-3193.43	-19.33%
Total			114999.52	105788.41	-9211.11	-8.01%

OVERALL PERFORMANCE SUMMARY

Amount Invested	Sale Proceeds	Profit/(Loss)	%Return
114999.52	105788.41	-9211.11	-8.01%

* We have considered the market value for open stocks as on the previous day prior to the report for open stocks.

** Includes unrealized gains for open stocks, if any.

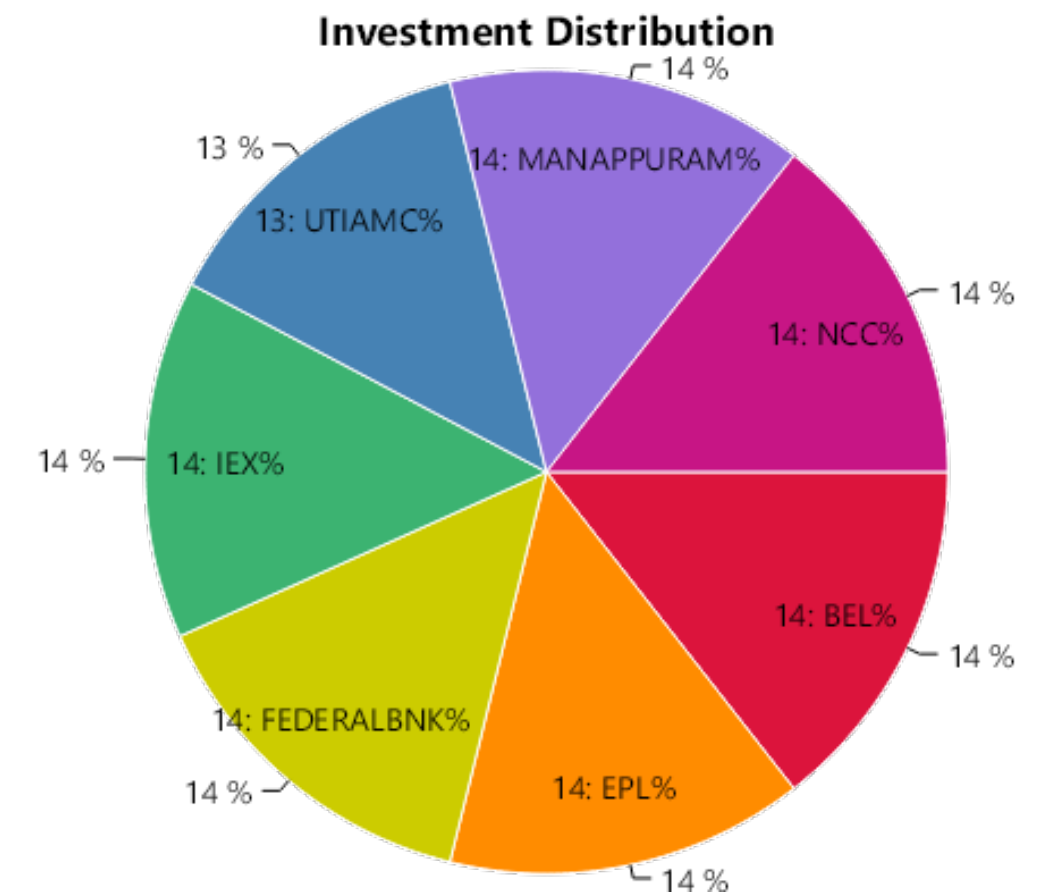


STOCK WISE PERFORMANCE SUMMARY

Sr No.	Stock Name	Status	Amount Invested*	Sale Proceeds*	Profit/(Loss)**	%Return
1	BEL	Profit	6081.80	6301.62	219.82	3.61%
2	EPL	Profit	6090.90	6323.52	232.62	3.82%
3	FEDERALBNK	Profit	6166.01	6372.32	206.31	3.35%
4	IEX	Profit	6223.81	6434.42	210.61	3.38%
5	UTIAMC	Profit	5851.21	6064.50	213.29	3.65%
6	MANAPPURAM	Loss	6147.25	4795.33	-1351.92	-21.99%
7	NCC	Loss	6170.97	4800.83	-1370.14	-22.20%
Total			42731.95	41092.54	-1639.41	-3.84%

OVERALL PERFORMANCE SUMMARY

Amount Invested	Sale Proceeds	Profit/(Loss)	%Return
42731.95	41092.54	-1639.41	-3.84%



* We have considered the market value for open stocks as on the previous day prior to the report for open stocks.

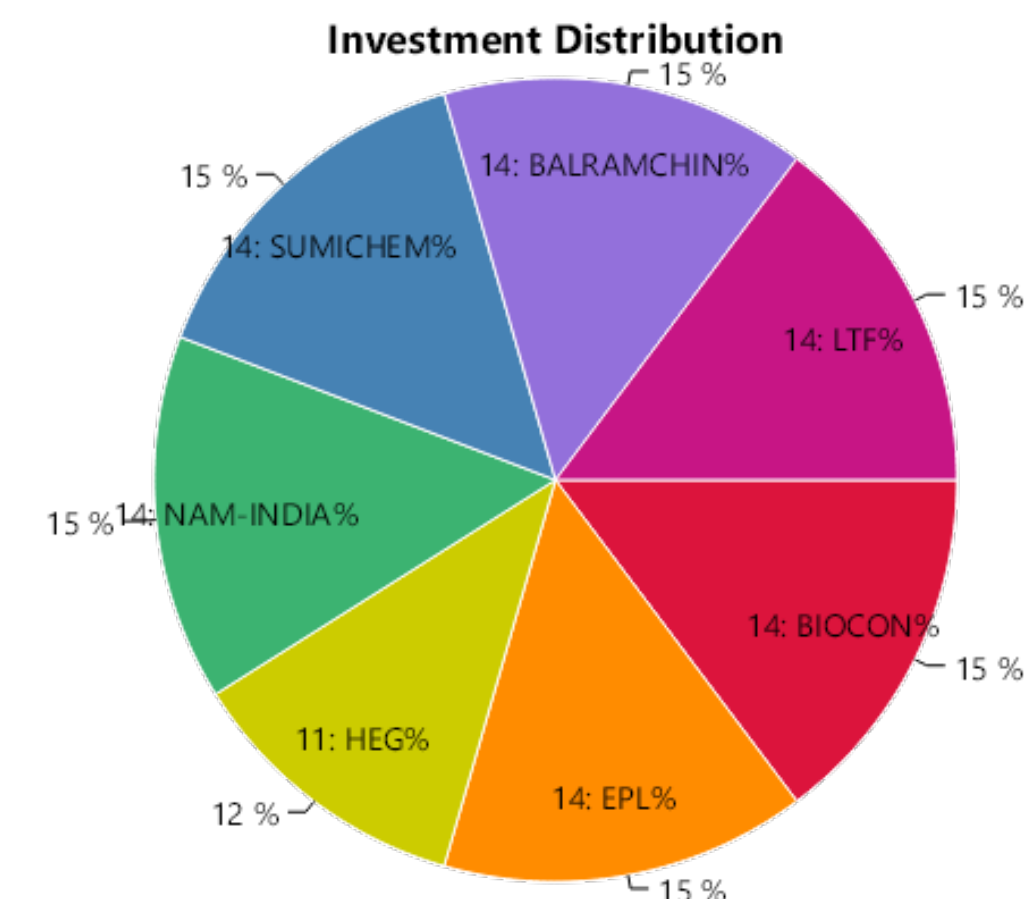
** Includes unrealized gains for open stocks, if any.

STOCK WISE PERFORMANCE SUMMARY

Sr No.	Stock Name	Status	Amount Invested*	Sale Proceeds*	Profit/(Loss)**	%Return
1	BIOCON	Profit	6138.70	6353.24	214.54	3.49%
2	EPL	Profit	6192.52	6361.53	169.01	2.73%
3	HEG	Profit	4861.58	5042.66	181.08	3.72%
4	NAM-INDIA	Profit	6033.06	6233.29	200.23	3.32%
5	SUMICHEM	Profit	6135.58	6332.02	196.44	3.20%
6	BALRAMCHIN	Loss	6057.76	4758.89	-1298.87	-21.44%
7	LTF	Loss	6196.16	4895.33	-1300.83	-20.99%
Total			41615.36	39976.96	-1638.40	-3.94%

OVERALL PERFORMANCE SUMMARY

Amount Invested	Sale Proceeds	Profit/(Loss)	%Return
41615.36	39976.96	-1638.40	-3.94%



* We have considered the market value for open stocks as on the previous day prior to the report for open stocks.

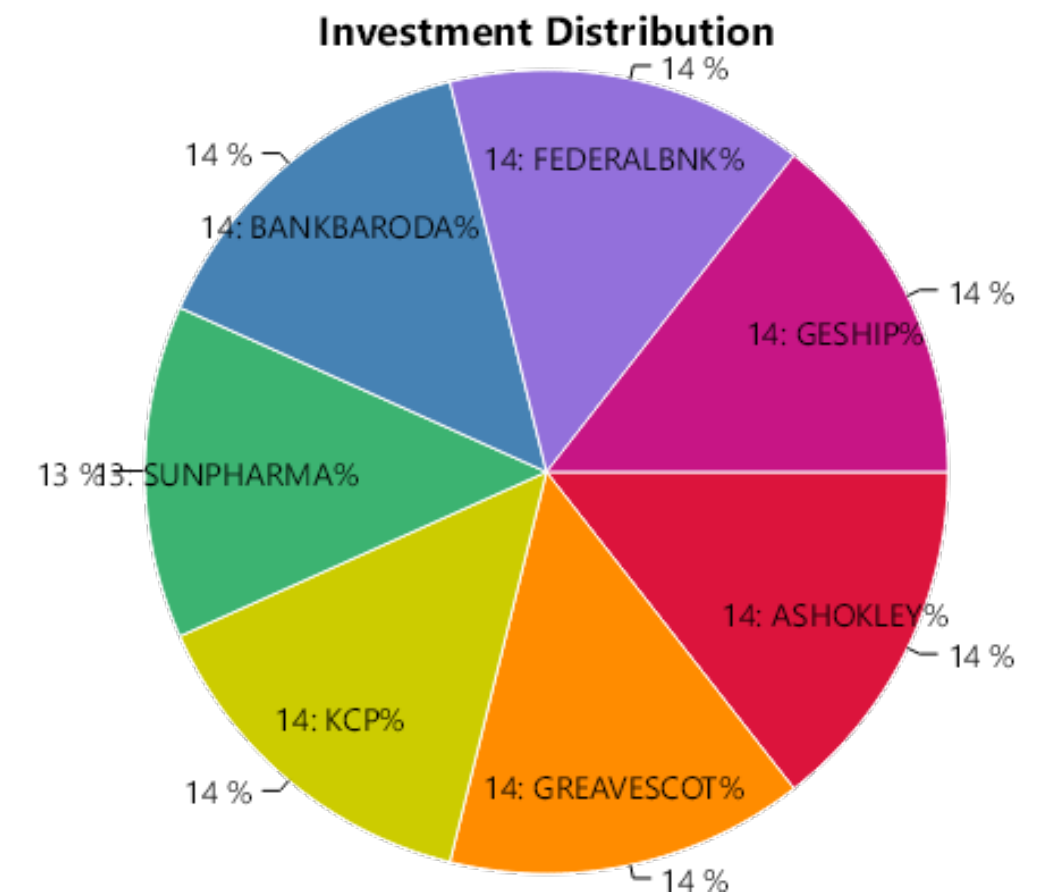
** Includes unrealized gains for open stocks, if any.

STOCK WISE PERFORMANCE SUMMARY

Sr No.	Stock Name	Status	Amount Invested*	Sale Proceeds*	Profit/(Loss)**	%Return
1	ASHOKLEY	Profit	10130.40	10523.45	393.05	3.88%
2	GREAVESCOT	Profit	9877.40	10317.44	440.04	4.46%
3	KCP	Profit	9835.14	10343.74	508.60	5.17%
4	SUNPHARMA	Profit	9080.20	9130.10	49.90	0.55%
5	BANKBARODA	Loss	9994.92	15976.74	5981.82	59.85%
6	FEDERALBNK	Loss	9937.44	9371.04	-566.40	-5.70%
7	GESHIP	Loss	9688.24	7646.30	-2041.94	-21.08%
Total			68543.74	73308.81	4765.07	6.95%

OVERALL PERFORMANCE SUMMARY

Amount Invested	Sale Proceeds	Profit/(Loss)	%Return
68543.74	73308.81	4765.07	6.95%



* We have considered the market value for open stocks as on the previous day prior to the report for open stocks.

** Includes unrealized gains for open stocks, if any.

STOCK WISE PERFORMANCE SUMMARY

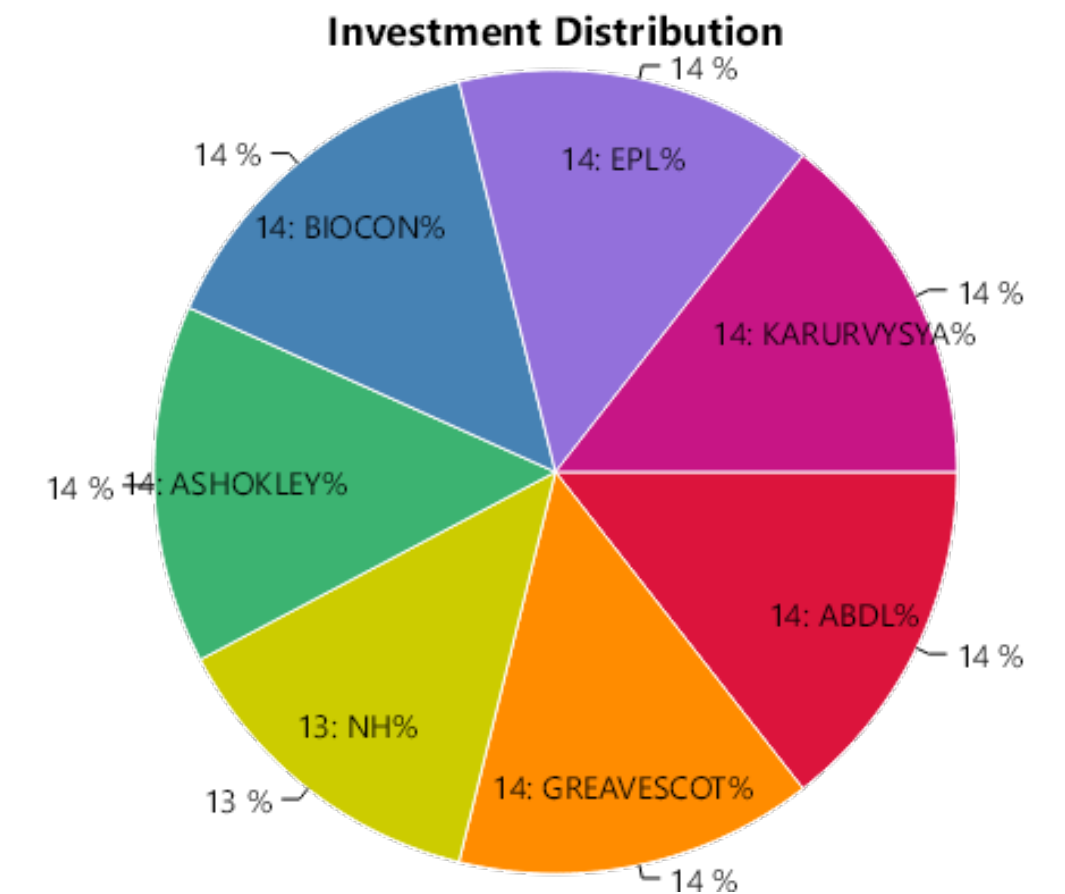
Sr No.	Stock Name	Status	Amount Invested*	Sale Proceeds*	Profit/(Loss)**	%Return
1	ABDL	Profit	10440.08	10964.24	524.16	5.02%
2	GREAVESCOT	Profit	10474.04	12832.44	2358.40	22.52%
3	NH	Profit	9455.04	9911.86	456.82	4.83%
4	ASHOKLEY	Loss	10358.28	10312.53	-45.75	-0.44%
5	BIOCON	Loss	10186.56	8161.56	-2025.00	-19.88%
6	EPL	Loss	10502.44	8225.76	-2276.68	-21.68%
7	KARURVYSYA	Loss	10587.89	8291.69	-2296.20	-21.69%
Total			72004.33	68700.08	-3304.25	-4.59%

OVERALL PERFORMANCE SUMMARY

Amount Invested	Sale Proceeds	Profit/(Loss)	%Return
72004.33	68700.08	-3304.25	-4.59%

* We have considered the market value for open stocks as on the previous day prior to the report for open stocks.

** Includes unrealized gains for open stocks, if any.



Contact Details

 LKP Securities Ltd, SPIP Division

 91 22 66351336 / 91 22 66351337  spip@lkpsec.com

 Registered Office: 203, Embassy Centre, Nariman Point, Mumbai - 400021.

 Registered Office: 2nd Floor, Gala Impecca, Andheri Kurla Road, Near Hotel Courtyard Marriott, Chakala, Andheri (East), Mumbai-400059.

Compliance & Grievance Officer

 Mr. Ritesh Tiwari

 022-6635 1234

 ho_compliance@lkpsec.com

Disclaimer & Disclosure : LKP Securities Ltd. (CIN-U67120MH1994PLC080039, www.Lkpsec.com) and its affiliates are a full- fledged, brokerage and financing group. LKP Securities Ltd is a SEBI registered Research Analyst with registration number INH000001758. LKP is a corporate trading member of Bombay Stock Exchange Limited (BSE), National Stock Exchange of India Limited (NSE) and Metropolitan Stock Exchange of India Limited (MSEI). LKP along with its subsidiaries offers the most comprehensive avenues for investments and is engaged in the businesses including stock broking (Institutional and retail), merchant banking, commodity broking, depository participant rendered in connection with distribution of primary market issues and financial products like mutual funds etc.

LKP offers research services to clients. The analyst for this report certifies that all of the views expressed in this report accurately reflect his or her personal views about the subject company or companies and its or their securities, and no part of his or her compensation was, is or will be, directly or indirectly related to specific recommendations or views expressed in this report.

Further, the information in the document has been printed on the basis of publicly available information; internal data and other sources believed to be true and are for general guidance only but which may have not been verified independently. While every effort is made to ensure the accuracy and completeness of information contained, the company takes no responsibility and assumes no liability for any error/ omission or accuracy of the information. Recipients of this material should rely on their own judgments and conclusions from relevant sources before making any investment. The investments discussed or recommended in this report may not be suitable for all investors. Opinion expressed is the current opinion as of the date appearing on the material only. Value of the investments referred to in this material are subject to volatility. Past performance is not a guide for future performance. Investment in securities market are subject to market risks. Read all the related documents carefully before investing. Registration granted by SEBI and certification from NISM in no way guarantee performance of the intermediary or provide any assurance of returns to investors. These securities quoted are for illustration only and are not recommendatory.

Mr. S. Ranganathan (Advisor) - SEBI Registration No-INH2200252399,
Mr. Kunal Bothra (Research Analyst) - SEBI Registered No. INH000005263



THANK YOU